

Sheet-Steel Light Fittings
Series 6014 / 6414



WWW.CABLEJOINTS.CO.UK
THORNE & DERRICK UK
TEL 0044 191 490 1547 FAX 0044 477 5371
TEL 0044 117 977 4647 FAX 0044 977 5582



E2



- > As 1-, 2-, 3- or 4-lamp version
- > Versions
 - pendant light fittings
 - wall-mounting light fittings
 - recessed light fittings
- > Powder-coated sheet-steel or stainless steel
- > Central lock
- > All-pole disconnection via NC switch in positive opening operation when glass cover is opened (Series 6014)



01974E00

www.stahl.de



Series 6014 and 6414 light fittings are preferred for use in spraying and painting installations but also in clean rooms.

Zone	ATEX / GOST					
	0	1	2	20	21	22
6014: For use in		x	x		x	x
6414: For use in			x		x	x

WebCode 6014A



WWW.CABLEJOINTS.CO.UK
THORNE & DERRICK UK
TEL 0044 191 490 1547 FAX 0044 477 5371
TEL 0044 117 977 4647 FAX 0044 977 5582



Sheet-Steel Light Fittings
 Series 6014 / 6414

Selection Table

Version	Lamp wattage W	Number of lamps	Width mm	Order number	Weight kg	
6014/5 Pendant light fitting Zones 1, 2, 21, 22	18	1	280	6014/5121-8011-0230-1	10.060	
		2	280	6014/5122-9011-0230-1	10.800	
		3	380	6014/5223-9011-0230-1	17.600	
		4	380	6014/5224-9011-0230-1	18.100	
	36	1	280	6014/5141-8011-0230-1	17.000	
		2	280	6014/5142-9011-0230-1	20.300	
		3	380	6014/5243-9011-0230-1	25.500	
		4	380	6014/5244-9011-0230-1	26.500	
	58	1	280	6014/5161-8011-0230-1	20.000	
		2	280	6014/5162-9011-0230-1	26.900	
		3	380	6014/5263-9011-0230-1	30.500	
		4	380	6014/5264-9011-0230-1	31.500	
	6014/6 Wall and ceiling mounting light fitting *) Zones 1, 2, 21, 22	18	1	280	6014/6121-8011-0230-1	10.090
			2	280	6014/6122-9011-0230-1	11.500
			3	380	6014/6223-9011-0230-1	18.000
			4	380	6014/6224-9011-0230-1	18.500
36		1	280	6014/6141-8011-0230-1	17.400	
		2	280	6014/6142-9011-0230-1	17.900	
		3	380	6014/6243-9011-0230-1	25.900	
		4	380	6014/6244-9011-0230-1	26.900	
58		1	280	6014/6161-8011-0230-1	20.500	
		2	280	6014/6162-9011-0230-1	24.750	
		3	380	6014/6263-9011-0230-1	30.900	
		4	380	6014/6264-9011-0230-1	31.900	
6014/7 Recessed light fitting Zones 1, 2, 21, 22		18	1	280	6014/7121-8011-0230-1	12.300
			2	280	6014/7122-9011-0230-1	11.000
			3	380	6014/7223-9011-0230-1	19.000
			4	380	6014/7224-9011-0230-1	15.150
	36	1	280	6014/7141-8011-0230-1	18.400	
		2	280	6014/7142-9011-0230-1	22.000	
		3	380	6014/7243-9011-0230-1	27.500	
		4	380	6014/7244-9011-0230-1	28.500	
	58	1	280	6014/7161-8011-0230-1	22.100	
		2	280	6014/7162-9011-0230-1	26.230	
		3	380	6014/7263-9011-0230-1	32.800	
		4	380	6014/7264-9011-0230-1	33.800	

Order Number Supplement

Through wiring	without	6.14/.....0.....	
	with 3 cores	6.14/.....3.....	
	with 5 cores	6.14/.....5.....	
Weitspannungs-EVG	110 ... 240 V; 1, 2 lamps	6014/.1.....4.....	
	110 ... 240 V; 3, 4 lamps	6014/.2.....4.....	
Cable entries	Standard 1 cable gland M25 x 1,5, 1 cable gland M25 x 1,5 with integrated plug and 1 plugs M25 x 1,5	6.14/.....1.....	
	Special Specify non-standard entries on writing	6.14/.....9.....	
Material	Standard Sheet-steel, powder-coated -> no specification required		
	Special Stainless steel 1.4301 (AISI 316Ti) -> state with order		
Note	The light fittings are supplied without tubes and mounting material. These must be ordered separately. *) Wall-mounting brackets must be ordered separately.		

Sheet-Steel Light Fittings
Series 6014 / 6414



WWW.CABLEJOINTS.CO.UK
THORNE & DERRICK UK
TEL 0044 191 490 1547 FAX 0044 477 5371
TEL 0044 117 977 4647 FAX 0044 977 5582



Selection Table

Version	Lamp wattage W	Number of lamps	Width mm	Order number	Weight kg
6414/5 Pendant light fitting Zones 2, 21, 22	18	1	280	6414/5121-8010-2230-1	10.600
		2	280	6414/5122-8010-2230-1	11.100
		3	380	6414/5223-9010-2230-1	17.600
		4	380	6414/5224-9010-2230-1	18.100
	36	1	280	6414/5141-8010-2230-1	17.000
		2	280	6414/5142-8010-2230-1	17.500
		3	380	6414/5243-9010-2230-1	25.500
		4	380	6414/5244-9010-2230-1	26.500
	58	1	280	6414/5161-8010-2230-1	20.000
		2	280	6414/5162-8010-2230-1	20.500
		3	380	6414/5263-9010-2230-1	30.500
		4	380	6414/5264-9010-2230-1	31.500
6414/6 Wall and ceiling mounting light fitting *) Zones 2, 21, 22	18	1	280	6414/6121-8010-2230-1	10.900
		2	280	6414/6122-8010-2230-1	11.500
		3	380	6414/6223-9010-2230-1	11.500
		4	380	6414/6224-9010-2230-1	18.500
	36	1	280	6414/6141-8010-2230-1	17.400
		2	280	6414/6142-8010-2230-1	17.900
		3	380	6414/6243-9010-2230-1	25.900
		4	380	6414/6244-9010-2230-1	26.900
	58	1	280	6414/6161-8010-2230-1	20.500
		2	280	6414/6162-8010-2230-1	20.900
		3	380	6414/6263-9010-2230-1	30.900
		4	380	6414/6264-9010-2230-1	31.900
6414/7 Recessed light fitting Zones 2, 21, 22	18	1	280	6414/7121-8010-2230-1	12.300
		2	280	6414/7122-8010-2230-1	12.800
		3	380	6414/7223-9010-2230-1	19.000
		4	380	6414/7224-9010-2230-1	19.500
	36	1	280	6414/7141-8010-2230-1	18.400
		2	280	6414/7142-8010-2230-1	19.400
		3	380	6414/7243-9010-2230-1	27.500
		4	380	6414/7244-9010-2230-1	28.500
	58	1	280	6414/7161-8010-2230-1	18.400
		2	280	6414/7162-8010-2230-1	22.600
		3	380	6414/7263-9010-2230-1	32.800
		4	380	6414/7264-9010-2230-1	33.800

Order Number Supplement

Through wiring	without	6414/.....0...-....
	with 3 cores	6414/.....3...-....
	with 5 cores	6414/.....5...-....
Cable entries	Standard 1 cable gland M 25 x 1,5 and 2 plugs M 25 x 1,5	6414/.....1.-....
	Special Specify non-standard entries on writing	6414/.....9.-....
Material	Standard Sheet-steel, powder-coated -> no specification required	
	Special Stainless steel 1.4301 (AISI 316Ti) -> state with order	

Note The light fittings are supplied without tubes and mounting material. These must be ordered separately.
*) Wall-mounting brackets must be ordered separately.

E2



Sheet-Steel Light Fittings
 Series 6014 / 6414

Explosion Protection

Europe (ATEX)		
Version	6014 (Zones 1, 2, 21, 22)	6414 (Zones 2, 21, 22)
Gas and dust	PTB 99 ATEX 2029 Ex II 2 G EEx ed IIC T4 Ex II 2 D IP65 T80°C / T90°C	SEV 09 ATEX 0161 Ex II 3 G Ex nA IIC T4 Ex II 2 Ex tD A21 IP65 T74°C
Certificates and approvals		
Version	6014 (Zones 1, 2, 21, 22)	6414 (Zones 2, 21, 22)
Certificates	ATEX, Kazakhstan (GOST-K), Russia (GOST-R), Belarus (GOST-B), Serbia (IZP), Taiwan (ITRI)	ATEX, Kazakhstan (GOST-K), Belarus (GOST-B), Serbia (IZP), Taiwan (ITRI)
Other approvals	Ship approval (GL) only for 6014/7	Ship approval (GL) only for 6414/7

Technical data

Electrical data					
Version	6014 (Zones 1, 2, 21, 22)	6414 (Zones 2, 21, 22)			
Rated voltage					
Electronic ballast	AC: 220 (- 10%) ... 240 (+ 10%) V, 50 / 60 Hz DC: 198 ... 254 V	AC: 220 (- 10%) ... 240 (+ 10%) V, 50 / 60 Hz DC: 154 ... 276 V			
EB with extended voltage range	AC: 110 (- 10%) ... 240 (+ 10%) V; 50 / 60 Hz DC: 104 ... 264 V				
Nominal operational current	For light fittings with				
	1 lamp	2 lamps	3 lamps	4 lamps	
	18 W	0,1 A	0,18 A	0,28 A	0,36 A
	36 W	0,18 A	0,33 A	0,51 A	0,66 A
	58 W	0,25 A	0,49 A	0,74 A	0,98 A
Power factor cos φ	cos $\varphi \geq 0,96$ capacitive; additional compensation not required		cos $\varphi \geq 0,96$ capacitive; additional compensation not required		
End of life switch	The electronic ballast, type 6042/9... fulfills the requirements according to IEC 61347-2-3 (simulation of the "end of life effect" of fluorescent lamps, "asymmetric pulse test 1" and "asymmetric power test 2" correspond to the test conditions in the draft IEC 60079-7 ed.4 appendix H).				
Disconnection of the light	of light fitting on opening power to ballast is disconnected; switching element with 2 NC contacts in positive opening operation of faulty lamps if lamp is faulty, power supply is automatically switched off by the electronic ballast		of light fitting on opening power to ballast is not disconnected of faulty lamps if lamp is faulty, power supply is automatically switched off by the electronic ballast		
Luminous Characteristics					
Lamps	Two-pin fluorescent lamps; 26 mm diameter; for holder G13 1 x 18 W; 2 x 18 W; 3 x 18 W; 4 x 18 W; 1 x 36 W; 2 x 36 W; 3 x 36 W; 4 x 36 W; 1 x 58 W; 2 x 58 W; 3 x 58 W; 4 x 58 W		Reflector plate, can be swung out		
Measures for light guidance					
Ambient conditions					
Operating temperature range	-20 ... +50 °C				
Mechanical data					
Degree of protection	IP65 (IP64 with breather 8162)				
Protection class	I (with internal PE-terminal)				
Material					
Enclosure	Standard	Sheet-steel, powder-coated, colour white, similar to RAL 9016			
	Special	Stainless steel 1.4301 (AISI 304)			
Gasket	EPDM formed gasket				
Lens	Safety glass				
Lamp locking	Central locking; glass cover hinged for access				
Assembly / Installation					
Connection	Line-up terminals, 0.5 ... 2.5 mm ² solid / flexible				
Cable glands	Standard	1 cable gland M25 x 1.5 and 2 stopping plug M25 x 1.5			
	Special	Specify non-standard entries in writing			

Sheet-Steel Light Fittings

Series 6014 / 6414



WWW.CABLEJOINTS.CO.UK
THORNE & DERRICK UK
 TEL 0044 191 490 1547 FAX 0044 477 5371
 TEL 0044 117 977 4647 FAX 0044 977 5582




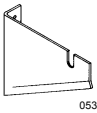





Technical data

Assembly	Pendant light fitting	Light fitting top has 2 M8 threaded rivets which allow use of different mounting parts, e. g. ring bolts.
	Wall-mounting light fitting	Each small end is fitted with one M12 threaded bolt. The light fitting is hooked-in by these bolts to the mounting brackets and secured by lock nuts. The light fittings angle of inclination is infinitely variable.
	Recessed light fitting	Mounting frames with fixing holes are welded-on. Light fitting is inserted into ceiling cut-out and fixed via mounting frame. The frames are flush with the glass cover.

E2

Accessories and Spare Parts

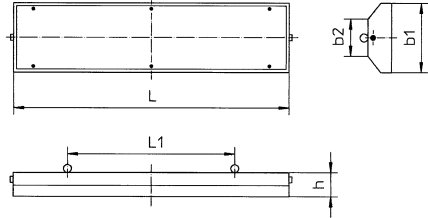
Designation	Illustration	Description	Art. no.	Weight kg
Fluorescent lamps	 04938E00	18 W 1350 lm	108952	0.100
	 04938E00	36 W 3350 lm	108951	0.200
	 04938E00	58 W 5200 lm	108950	0.220
Wall- and ceiling-mounting	 05379E00	Material: Sheet steel 1 pair For light fittings width: 280 mm	108948	1.000
		Material: Sheet steel 1 pair For light fittings width: 380 mm	108949	1.200
Ring bolt	 05378E00	M8, direct mounting in insert nuts, 1 pair	115736	0.120
Switch	 10809E00	Switching element 8080/1-3-L, 2 normally closed contacts	132527	0.025
Breathing gland	 05703E00	M25 x 1.5 in order to avoid condensate formation	115738	0.020



WWW.CABLEJOINTS.CO.UK
THORNE & DERRICK UK
 TEL 0044 191 490 1547 FAX 0044 477 5371
 TEL 0044 117 977 4647 FAX 0044 977 5582

Sheet-Steel Light Fittings
 Series 6014 / 6414

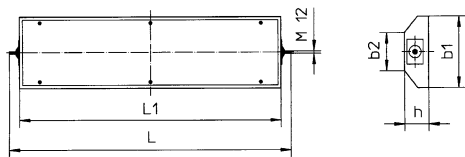
Dimensional Drawings (All Dimensions in mm) - Subject to Alterations



0499E00

Version Wattage	Number of lamps	Dimensions in mm				
		L	L1	h	b1	b2
18 W	1	730	550	120	280	206
	2	730	550	120	280	206
	3	730	550	120	380	246
	4	730	550	120	380	246
36 W	1	1340	950	120	280	206
	2	1340	950	120	280	206
	3	1340	950	120	380	246
	4	1340	950	120	380	246
58 W	1	1640	1250	120	280	206
	2	1640	1250	120	280	206
	3	1640	1250	120	380	246
	4	1640	1250	120	380	246

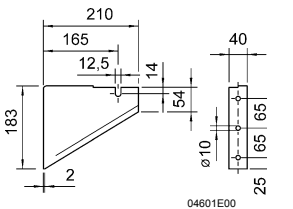
Pendant light fitting 6014/5 and 6414/5



04600E00

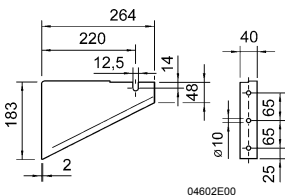
Version Wattage	Number of lamps	Dimensions in mm				
		L	L1	h	b1	b2
18 W	1	830	730	120	280	206
	2	830	730	120	280	206
	3	830	730	120	380	246
	4	830	730	120	380	246
36 W	1	1440	1340	120	280	206
	2	1440	1340	120	280	206
	3	1440	1340	120	380	246
	4	1440	1340	120	380	246
58 W	1	1740	1640	120	280	206
	2	1740	1640	120	280	206
	3	1740	1640	120	380	246
	4	1740	1640	120	380	246

Wall-mounting light fitting 6014/6 and 6414/6



04601E00

Wall-mounting bracket for light fitting 6014/6 and 6414/6 narrow version (280 mm)



04602E00

Wall-mounting bracket for light fitting 6014/6 and 6414/6 broad version (380 mm)

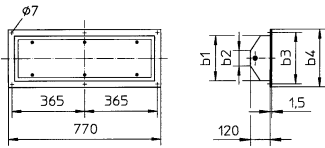
Sheet-Steel Light Fittings
Series 6014 / 6414



WWW.CABLEJOINTS.CO.UK
THORNE & DERRICK UK
TEL 0044 191 490 1547 FAX 0044 477 5371
TEL 0044 117 977 4647 FAX 0044 977 5582

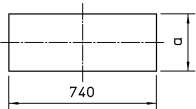


Dimensional Drawings (All Dimensions in mm) - Subject to Alterations



04596E00

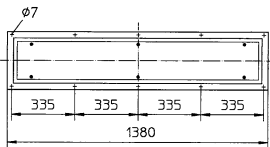
Light fitting



09672E00

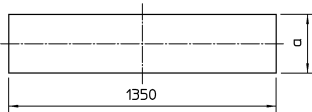
Cut-Out

Recessed light fitting 18 W 6014/7 and 6414/7



04587E00

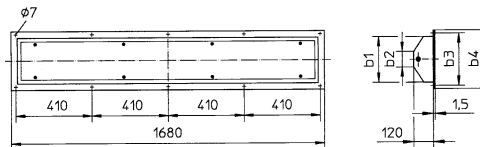
Light fitting



09673E00

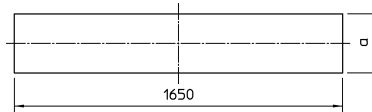
Cut-Out

Recessed light fitting 36 W 6014/7 and 6414/7



0488E090

Light fitting



09674E00

Cut-Out

Recessed light fitting 58 W 6014/7 and 6414/7

Version Wattage	Number of lamps	Dimensions in mm				
		b1	b2	b3	b4	a
18 W, 36 W, 58 W	1	280	206	305	320	290
	2	280	206	305	320	290
	3	380	246	405	420	390
	4	380	246	405	420	390

E2

We reserve the right to make alterations to the technical data, dimensions, weights, designs and products available without notice. The illustrations cannot be considered binding.



WWW.CABLEJOINTS.CO.UK
THORNE & DERRICK UK
TEL 0044 191 490 1547 FAX 0044 477 5371
TEL 0044 117 977 4647 FAX 0044 977 5582