

Compact Emergency Light Fittings Series C-LUX 6108 / 6508



WWW.CABLEJOINTS.CO.UK
THORNE & DERRICK UK
 TEL 0044 191 490 1547 FAX 0044 477 5371
 TEL 0044 117 977 4647 FAX 0044 977 5582



E2



- > Operating modes
 - non-maintained operation
 - non-maintained operation with switchable emergency light blocking
- > With continuous operating test
- > For fluorescent lamps 8 W, \varnothing 16 mm, for two-pin holder G5
- > Suitable for wall and ceiling mounting
- > Can be fitted to order with emergency exit signs
- > Central locking

www.stahl.de



01907E00

Series C-LUX 6108 and 6508 compact emergency lighting fitting can be used for safety illumination, but also as information or emergency exit sign lights.

Zone	ATEX / GOST*					
	0	1	2	20	21	22
6108: For use in		x	x		x	x
6508: For use in			x		x	x

*) only 6108

WebCode 6108A



WWW.CABLEJOINTS.CO.UK
THORNE & DERRICK UK
 TEL 0044 191 490 1547 FAX 0044 477 5371
 TEL 0044 117 977 4647 FAX 0044 977 5582









Compact Emergency Light Fittings

Series C-LUX 6108 / 6508

Selection table

Version	Lamps	Emergency light duration test	Battery capacity Ah	Emergency light operation time h	Order number	Weight kg
C-LUX 6108 for Zones 1, 2, 21, 22	1 x 8 W	with	2.5	1.5	6108/1081-8017-74-00	3.700
C-LUX 6508 for Zones 2, 21, 22	1 x 8 W	with	2.5	1.5	6508/1081-8017-74-00	3.900

Order number supplement

Cable entries	Standard: 1 x Cable gland M25 x 1.5 2 x Plugs M25 x 1.5				6108/.....1.....	
	Special: Specify non-standard entries in writing				6108/.....9.....	
Emergency exit sign	needed only when used as information lights or escape sign lights; With adhesive symbols positioned as follows: Mounting position Standard	 <small>A</small>				
	Special please specify other positions in writing Please specify emergency exit sign number (see below) Symbol complying with VGB 125, DIN 4844, DIN 5035; recognition distance e = 30 m; size 150 x 355 mm					
	 <small>08483E00</small>	Colours	Sign Background	white green		6108/.....-60
	 <small>08482E00</small>	Colours	Sign Background	white green		6108/.....-61
	 <small>08484E00</small>	Colours	Sign Background	white green		6108/.....-62
	 <small>03018E00</small>	Colours	Sign Background	white green		6108/.....-87
	 <small>08485E00</small>	Colours	Sign Background	white green		6108/.....-91
	 <small>03206E00</small>	Colours	Sign Background	green white		6108/.....-71
	 <small>12617E00</small>	Colours	Sign Background	red white		6108/.....-81










Compact Emergency Light Fittings
Series C-LUX 6108 / 6508



WWW.CABLEJOINTS.CO.UK
THORNE & DERRICK UK
TEL 0044 191 490 1547 FAX 0044 477 5371
TEL 0044 117 977 4647 FAX 0044 977 5582



Order number supplement

Emergency exit sign					
	Colours	Sign Background	white green		6108 /-92
<small>08486E00</small>					
	Colours	Sign Background	green white		6108 /-72
<small>09020E00</small>					
	Colours	Sign Background	red white		6108 /-82
<small>12618E00</small>					
	Colours	Sign Background	white green		6108 /-90
<small>08487E00</small>					
	Colours	Sign Background	green white		6108 /-70
<small>03203E00</small>					
	Colours	Sign Background	red white		6108 /-80
<small>12616E00</small>					
	Colours	Sign Background	white green		6108 /-93
<small>08488E00</small>					
	Colours	Sign Background	green white		6108 /-73
<small>12615E00</small>					
	Colours	Sign Background	red white		6108 /-83
<small>12619E00</small>					

Note The light fittings are supplied without tubes and mounting material. These accessories must be ordered separately.

Explosion protection

Europe (ATEX)		
Version	6108 (Zones 1, 2, 21, 22)	6508 (Zones 2, 21, 22)
Gas	PTB 97 ATEX 2161	ASEV 99.1 10381.01
	⊕ II 2 G EEx edm IIC T4	⊕ II 3 G Ex nA IIC T4 (Zone 2)
Dust	LCIE 02 ATEX 6239	SEV 05 ATEX 0125
	⊕ II 2 D IP66 T130°C	⊕ II 2 D IP66 T75°C
Certificates and approvals		
Version	6108 (Zones 1, 2, 21, 22)	6508 (Zones 2, 21, 22)
Certificates	ATEX, China (CQST), Kazakhstan (GOST-K), Russia (GOST-R), Ukraine (GOST-U), Belarus (GOST-B), Tawain (ITRI)	ATEX, China (CQST), Kazakhstan (GOST-K), Russia (GOST-R), Ukraine (GOST-U), Belarus (GOST-B), Tawain (ITRI)



WWW.CABLEJOINTS.CO.UK
THORNE & DERRICK UK
TEL 0044 191 490 1547 FAX 0044 477 5371
TEL 0044 117 977 4647 FAX 0044 977 5582

E2



Compact Emergency Light Fittings

Series C-LUX 6108 / 6508

Technical data

Electrical data

Version	6108 (Zones 1, 2, 21, 22)	6508 (Zones 2, 21, 22)
Nominal voltage	AC: 220 ... 254 V, 50 ... 60 Hz AC: 110 ... 127 V, 50 ... 60 Hz possible on request	AC: 220 ... 254 V, 50 ... 60 Hz AC: 110 ... 127 V, 50 ... 60 Hz possible on request
Rated current	0.15 A	0.15 A
Ballast	Electronic ballast, single channel with integral emergency light electronics	Electronic ballast, single channel with integral emergency light electronics
Disconnection of light fitting on opening	Central locking device with safety interlock; switch 8080 with N/C contacts; when central lock is opened, voltage to ballast is disconnected on both poles; a safety interlock in switching mechanism prevents fitting from being reconnected while cover and central lock are open.	No switching-off when opening light fitting
Faulty lamp	If lamp is faulty power supply is automatically switched off by electronic ballast	If lamp is faulty power supply is automatically switched off by electronic ballast

Luminous Characteristics

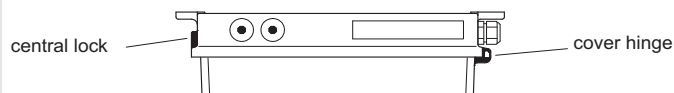
Lamps	1 x 8 W; two-pin fluorescent lamps, 8 W, \varnothing 16 mm, for G5 holder
Light guides	Reflector painted white; Cover with prism structure, providing directed light from the fitting
Operating modes	Mains operation for general lighting or as information lights; Emergency operation: fed from battery-set built into emergency lighting fitting when used for escape route illumination or as emergency exit sign lighting.

Ambient conditions

Charging	-5 ... +50 °C
Normal mode	-20 ... +50 °C

Mechanical data

Degree of protection	IP66 (IP64 with breather 8162)
Protection class	I (with internal PE connection terminal)
Material	
Enclosure	glass fibre reinforced polyester resin, colour: white, similar to RAL 9010
Lamp cover	Polycarbonate
Seal	Polyurethane; foamed into cover
Cover options	Central locking using socket spanner M8 / SW 13; cover hinged for access



08478E02

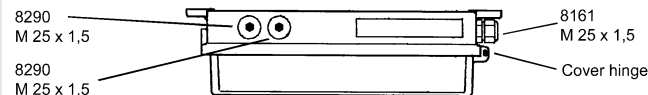
Mounting / installation

Cable entry

Standard

1 cable entry 8161 in plastic M25 x 1.5 and 2 plugs 8290 in plastic, M25 x 1.5 (enclosed)

Graphic



08479E02

Special version

Connection

Other entries in moulded plastic or metal are available to order, details available on request

Terminal block

in Polyamide with terminal cover

Marking

L', L, N, PE

Terminal size

2 x 4 mm² for solid cores

2 x 2.5 mm² for flexible cores



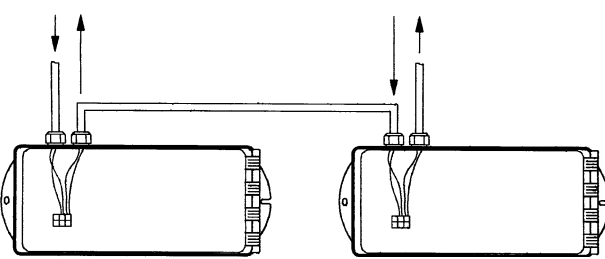
Compact Emergency Light Fittings
Series C-LUX 6108 / 6508



WWW.CABLEJOINTS.CO.UK
THORNE & DERRICK UK
TEL 0044 191 490 1547 FAX 0044 477 5371
TEL 0044 117 977 4647 FAX 0044 977 5582



Technical data

<p>Installation notes</p> <p>Looping through of cables</p>	<p>2 leads can be connected to each terminal on the input side, making fittings suitable for looped connection.</p>  <p style="text-align: right;">08480E00</p>																								
<p>Mounting</p>	<p>Can be wall- or ceiling-mounted</p>																								
<p>Emergency light electronics</p> <p>Design</p> <p>Operating modes</p> <p>Self-test function</p> <p>Functional test</p> <p>Light duration test of the emergency lighting</p> <p>Function indicators</p>	<p>Incorporated in one housing with electronic ballast unit</p> <p>Emergency lighting electronics are available: with automatic emergency light duration test; in maintained operation or maintained operation with switchable emergency lighting blocking.</p> <p>The emergency light fitting is available with self-test function. The built-in self-test functions are activated as soon as light is connected to mains and automatically repeated after pre-set time has elapsed.</p> <p>Weekly test of emergency light function; battery and lamp faults are recognized and indicated via red LED.</p> <p>Testing of battery capacity at intervals of 12 months; operating of fitting in emergency light mode for 2.3rd of rated operating time. If the fitting is switches off by the discharge protection before time has elapsed. Battery cannot be used longer for emergency operation. Fault is indicated via red LED.</p> <p>1 LED red and 1 LED green, incorporated in reflector; can be seen from outside through cover</p> <table border="1" data-bbox="430 1153 1260 1635"> <thead> <tr> <th>LED</th> <th>Indication</th> <th>Function</th> </tr> </thead> <tbody> <tr> <td rowspan="2">Green</td> <td>On</td> <td>Light fitting okay; charging current is supplied</td> </tr> <tr> <td>Blinking</td> <td>Light fitting okay; function test or continuous on test is running</td> </tr> <tr> <td rowspan="3">Red</td> <td>On</td> <td>Battery error; not connection to the battery or battery completely discharged</td> </tr> <tr> <td>Blinking</td> <td>Battery error; battery has not enough capacity</td> </tr> <tr> <td>Flashing</td> <td>1:10 Lamp error; lamp is out of order or lamp is end of life</td> </tr> <tr> <td>Green / Red</td> <td>Blinking</td> <td>Emergency light function is jam by external switch</td> </tr> <tr> <td>Blinking</td> <td>1 s ON 1 s OFF</td> <td></td> </tr> <tr> <td>Flashing</td> <td>0.25 s ON 1.75 s OFF</td> <td></td> </tr> </tbody> </table>	LED	Indication	Function	Green	On	Light fitting okay; charging current is supplied	Blinking	Light fitting okay; function test or continuous on test is running	Red	On	Battery error; not connection to the battery or battery completely discharged	Blinking	Battery error; battery has not enough capacity	Flashing	1:10 Lamp error; lamp is out of order or lamp is end of life	Green / Red	Blinking	Emergency light function is jam by external switch	Blinking	1 s ON 1 s OFF		Flashing	0.25 s ON 1.75 s OFF	
LED	Indication	Function																							
Green	On	Light fitting okay; charging current is supplied																							
	Blinking	Light fitting okay; function test or continuous on test is running																							
Red	On	Battery error; not connection to the battery or battery completely discharged																							
	Blinking	Battery error; battery has not enough capacity																							
	Flashing	1:10 Lamp error; lamp is out of order or lamp is end of life																							
Green / Red	Blinking	Emergency light function is jam by external switch																							
Blinking	1 s ON 1 s OFF																								
Flashing	0.25 s ON 1.75 s OFF																								
<p>Battery charge</p>	<p>intelligent battery management system, microprocessor-based (on-load time of max. 14 h) deep-discharging protection to the avoidance of cell pol reversal</p>																								
<p>Emergency light service time</p>	<p>Battery capacity 2.5 Ah</p> <p>Emergency light operation time 1.5 h / 3.0 h</p>																								

E2

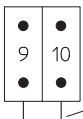
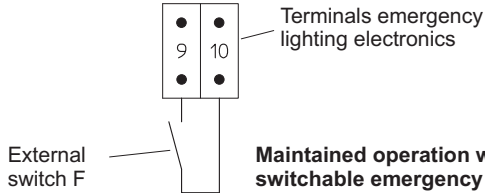


WWW.CABLEJOINTS.CO.UK
THORNE & DERRICK UK
TEL 0044 191 490 1547 FAX 0044 477 5371
TEL 0044 117 977 4647 FAX 0044 977 5582

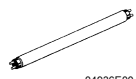

Compact Emergency Light Fittings

Series C-LUX 6108 / 6508

Technical data

Operating modes	<p>On delivery light fitting is wired for maintained operation; by removing the jumper between terminals 9 and 10 and connecting external switch F, the fitting is converted to maintained operation with switchable emergency lighting.</p> <div style="display: flex; justify-content: space-around; align-items: center;"> <div style="text-align: center;">  <p>Terminals emergency lighting electronics</p> <p>Jumper</p> <p>Maintained operation</p> <p>08711E02</p> </div> <div style="text-align: center;">  <p>Terminals emergency lighting electronics</p> <p>External switch F</p> <p>Maintained operation with switchable emergency lighting</p> <p>08712E02</p> </div> </div>
Functions	<p>Maintained operation On failure of supply to general lighting, fitting is supplied from the battery, irrespective of the light switch position</p> <p>Maintained operation with switchable emergency lighting On failure of power supply to general lighting, fitting switches to emergency lighting operation only if external switch F is closed. To switch emergency lighting centrally to „Ready“ or „Not ready“, e. g. depending on plant operation times. The external switch has a potential-free NO contact.</p> <p>Note:</p> <ul style="list-style-type: none"> - line wiring max. 30 emergency light fittings for 1 external switch; - point to point wiring 50 emergency light fittings for 1 external switch - length of cable max. 500 m with wire 1.5mm²
Switchover voltage	<p>from mains to battery operation at $U < 0.74 \times U_N$</p> <p>from battery to mains operation at $U > 0.80 \times U_N$</p>
Lighting power in case of emergency light mode	<p>1.5 h / 70 %</p> <p>3.0 h / 30 %</p>
Battery set	<p>Version NICd battery, gas tight, built into light fitting</p> <p>Operating voltage 6 V</p> <p>Capacity 2.5 Ah</p> <p>Replacing the battery set When the central lock is opened the battery set is de-energized; it can be removed from the housing by unplugging its removable contact.</p>
Emergency exit signs	<p>Use for information and escape sign fittings</p> <p>Material Foil, self-adhesive, printed with various pictograms in different colours</p> <p>Recognition distance e = 30 m</p> <p>Mounting Foil is stuck to cover externally</p> <p>Options The various types of adhesive foil which can be supplied are detailed in table "Accessories and Spare Parts"</p>

Accessories and spare parts

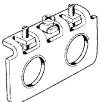
















Designation	Figure	Description	Art. no.	Weight kg
Fluorescent lamps	 04936E00	8 W, Ø 16 mm, for two-pin G5 holder	119045	0.415
		Colour of light cool white 450 lm 10 pcs		
Socket spanner	 05321E00	M8 / wrench size 13; to open/close the central locking	140486	0.126

Compact Emergency Light Fittings

Series C-LUX 6108 / 6508



Accessories and spare parts


Designation	Figure	Description	Art. no.	Weight kg		
Adapter plate	 05755E00	for use together with metal cable glands; the metal cable glands are integrated in the earthing system via adapter plates				
		2 x M20 x 1.5	1 piece	115826	0.060	
		2 x M25 x 1.5	1 piece	115828	0.060	
Emergency exit sign	 08463E00	white	green	1 pc	113182	0.015
	 08462E00	white	green	1 pc	113183	0.015
	 08484E00	white	green	1 pc	113184	0.015
	 03018E00	white	green	1 pc	113206	0.015
	 08485E00	white	green	1 pc	113210	0.015
	 03206E00	green	white	1 pc	113193	0.015
	 12617E00	red	white	1 pc	113200	0.015
	 08486E00	white	green	1 pc	113211	0.015
	 09020E00	green	white	1 pc	113194	0.015
	 12618E00	red	white	1 pc	113201	0.015
	 08487E00	white	green	1 pc	113209	0.015
	 03203E00	green	white	1 pc	113192	0.015
	 12616E00	red	white	1 pc	113199	0.015
	 08488E00	white	green	1 pc	113212	0.015
	 12615E00	green	white	1 pc	113195	0.015
	 12619E00	red	white	1 pc	113202	0.015

E2

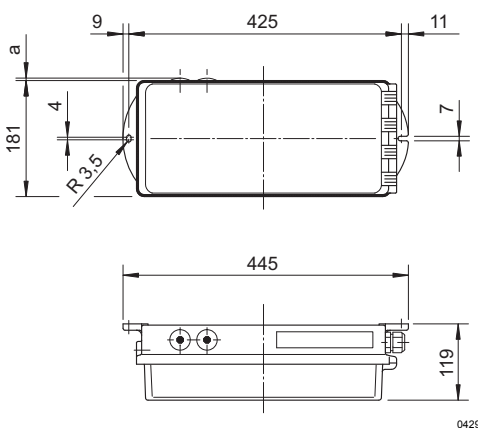
Compact Emergency Light Fittings

Series C-LUX 6108 / 6508

Accessories and spare parts

Designation	Figure	Description	Art. no.	Weight kg
Diffuser		for light fitting 8 W	119044	0.250


Dimensional Drawings (All Dimensions in mm) - Subject to Alterations



04293E00

Additional dimensions for cable entries 8161 and plugs 8290

	a (mm)
8161 M25 x 1.5	32
8290 M25 x 1.5	6



04295E00

Emergency exit sign

We reserve the right to make alterations to the technical data, dimensions, weights, designs and products available without notice. The illustrations cannot be considered binding.