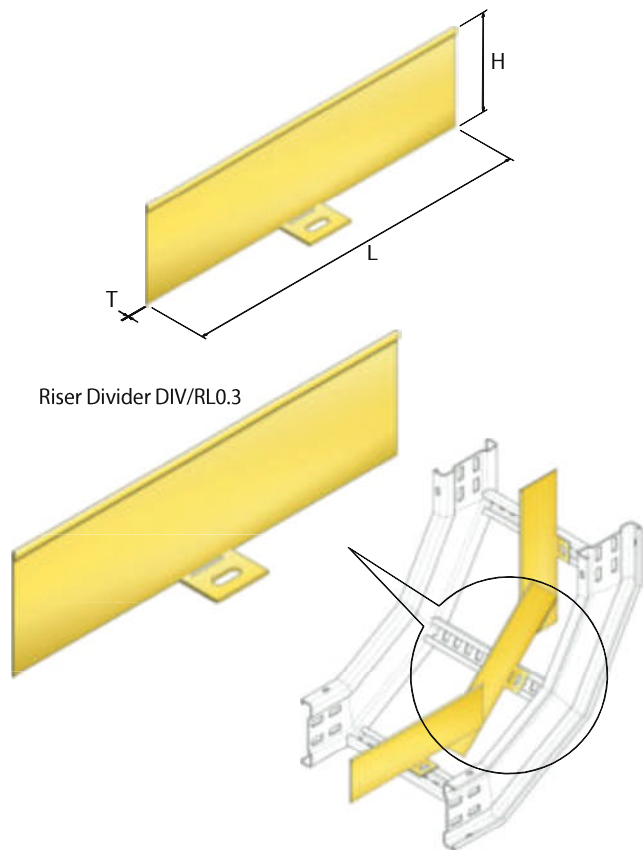


## Riser Divider (DIV/RL0.3)

Speedway riser dividers (DIV/RL0.3) are available for cable segregation and separation purposes on riser fittings. The Speedway riser divider is suitable for use on inside and outside risers as well as the articulated riser.

Speedway riser dividers are available in three heights to suit Speedway SW4, SW5, & SW6 risers. Riser dividers are 300mm in length and have a fully returned top edge to prevent damage to cables.

Speedway Riser Dividers				
Ladder	Part No	Dimensions mm		
		L	H	T
SW4	SW4/DIVRL0.3	300	70	1
SW5	SW5/DIV/RL0.3		85	
SW6	SW6/DIV/RL0.3		110	



Riser divider installed on a Speedway 90° Inside Riser

### Order details are as follows:

Ladder Type / DIV / RL0.3 / Finish & Material.

SW5/DIV/RL0.3/SS Speedway SW5 Riser Divider, Stainless Steel.

Riser dividers are not supplied with fixings (1 required per riser divider).

Recommended fixings – M6 channel nut and M6 x 12 pan head screw (& M6 flat washer for stainless steel dividers). Consult our Sales Team for further details.

The required number of riser dividers is dependant on the type of riser in use. Consult our Sales Team for further details. ■


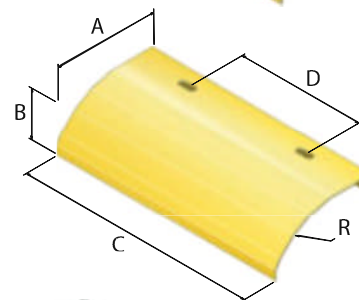

## Cable Drop Out (CDO)

Speedway cable drop-outs (CDO) are designed to provide a smooth transition for cable, particularly those with a small diameter, where these enter and leave the cable ladder.

Cable drop-outs are available to suit Speedway cable ladder of widths from 150mm to 1050mm as standard and are common to all Speedway ladder types. Other widths are available – contact our Sales Team for details.

Speedway Cable Drop Out Installation Details					
Cable Drop Out Type	Dimensions mm				
	A	B	C	D	R
SW/CDO/150	120	60	130	N/A	95
SW/CDO/300			280	150	
SW/CDO/450			430	300	
SW/CDO/600			580	450	
SW/CDO/750			730	600	
SW/CDO/900			880	750	
SW/CDO/1050			1030	900	

SW/CDO/150 has a single central fixing slot



### Order details are as follows:

SW / CDO / Width / Finish & Material.

SW/CDO/750/GA Speedway Cable Drop Out, 750mm Wide, Hot Dip Galvanised Finish.

Cable drop-outs are not supplied with fixings. Recommended fixings – M6 channel nut and M6 x 12 pan head screw (& M6 flat washer for stainless steel dividers). Consult our Sales Team for further details. ■