

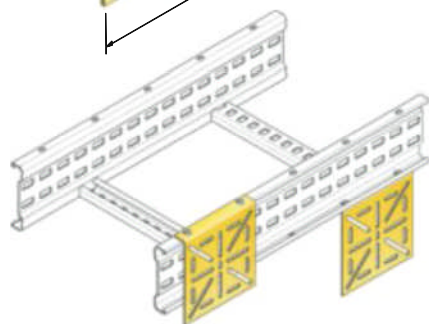
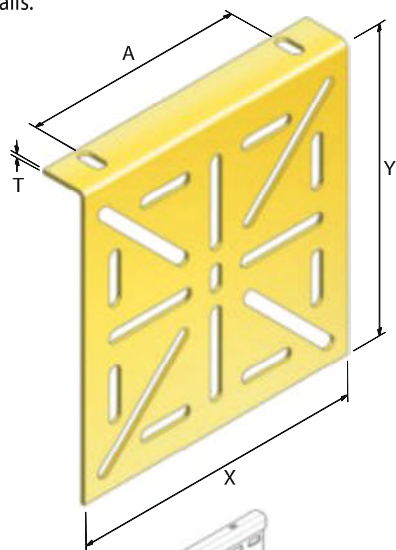
Junction Box Plates (JBP)

Speedway junction box plates (JBP) provide a versatile means of attaching junction boxes, switches and other equipment directly onto Speedway cable ladder and fittings.

Junction box plates are available in five standard sizes to suit all secondary equipment mounting requirements.

Speedway Junction Box Plates					
Type	Dimensions mm				No of fixings
	X	Y	A	T	
JBP01	160	165	120	2	2
JBP02	210	215	120	2	2
JBP03	310	315	120	3	3
JBP04	65	90	47	2	1
JBP05	150	110	120	2	2


Alternative junction box plates can be produced to suit specific site installation requirements – consult our Design Team for further details.



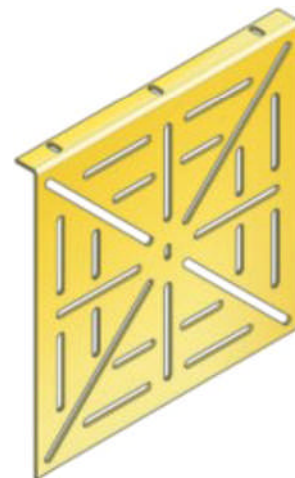
Junction Box Plate JBP01 shown mounted in two possible orientations on Speedway cable ladder



Junction Box Plate JBP01



Junction Box Plate JBP02



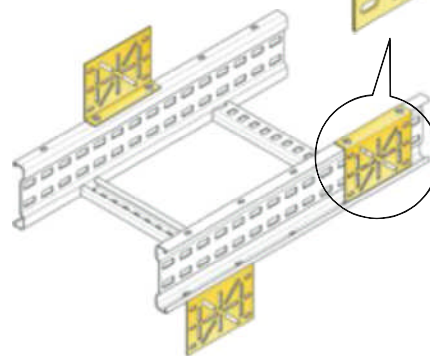
Junction Box Plate JBP03



Junction Box Plate JBP04



Junction Box Plate JBP05



Junction Box Plate JBP05 shown mounted in three possible orientations on Speedway cable ladder

Order details are as follows:

SW / JBP Type / Finish & Material.

SW6/JBP02/SS Speedway Junction Box Plate 02, Stainless Steel.

Junction box plates are not supplied with ladder fixings. Recommended fixings for attachment to Speedway cable ladder – M6 x 12 pan head screw and M6 nut (& M6 flat washer for stainless steel). Consult our Sales Team for further details. ■