




www.cablejoints.co.uk or www.heattracing.co.uk
Thorne and Derrick UK
Tel 0044 191 490 1547 Fax 0044 191 477 5371
Tel 0044 117 977 4647 Fax 0044 117 9775582
www.thorneandderrick.co.uk

Heating tools for professionals



SIEVERT®

Product Catalogue 2007

Our products represent today's most advanced technology. But our ambition extends far beyond this.



In your hand you hold Sievert's product range.

But behind all the product pictures and article numbers there is a lot more.

This unseen Sievert represents more than a hundred and twenty five years of technical progress - decades of

technical support and discussions with users - years of providing thoughtful service - days of unceasing effort to find new possibilities.

Our stated goal is both simple and straightforward: to develop, manufacture and supply innovative and high-quality tools and tool systems for all types of soldering and heating applications.

This statement is not just a definition of our product range – it is also a promise. A promise that we will always be one step ahead and that we will always listen to you – our customer – and involve ourselves in your business. A promise that we will be close to hand wherever in the world you may be. A promise that we will be the working partner



that you need, helping you achieve the greatest possible success in your business when you use our products and services. Whatever the jobs you may have on today. Whatever the jobs you may have in the future.

We have been in business for more than 125 years, and today our products lead the world. But it still seems that our work has only just begun. Welcome to Sievert.

The concept is over a hundred years old but the flame still burns as brightly today.

Because Carl Richard Nyberg was a specialist in soldering, he knew all too well that the soldering technology available in the 1880's left a lot to be desired.



But C.R. Nyberg was a stubborn man determined to find a heating source that would make the work more efficient. After much experimentation at home in his little flat he succeeded in finding a solution and in 1882 he had the first prototype of his soldering blowtorch ready for use.

In the same year, the future industrialist Max Sievert opened the doors of the machinery business in Stockholm that was to form the foundation of a major company. When the paths of Nyberg and Sievert later crossed, the partnership they created was uncommonly fruitful.



Nyberg manufactured blowlamps and Sievert sold them throughout the world.

A successful business was launched.

Wherever you are.

Sievert AB has its origin and head office in Sweden, but with sales in more than 60 countries in five continents, it should be viewed as a truly global business. Few other companies in our industry can boast such geographical coverage.



Our geographical spread also has major benefits for our customers. One is our accessibility and the availability of high standards of service. Another is the experience that we gain of different countries and different industries, which is of immense benefit in our ongoing development work.

Whatever you need.

Our goal is to be able to offer professional products at the top end of the quality scale for any possible type of soldering or heating task that needs to be done. Whether the job is large or small and whether you are a demanding professional user or a demanding Do-It-Yourselfer.



It is you that controls our work.

These days it is not enough to do a good job. You must do the job better, more efficiently and if possible cheaper than anyone else. That is what counts today.



Accordingly, it is vital that we at Sievert understand how you and all our other customers operate – what your daily work involves. In this way we can become a better supplier, providing the products that will best meet the precise requirements of your individual business.



In many cases we have modified products to match specific requests and these have then become part of our standard range of products. This is how you can – and should – control our work, because at the end of the day it is your work that really matters.



Quality means more than what you see.

The piezoelectric igniter is guaranteed for 30,000 operations, and works faultlessly even if the handle is exposed to moisture. Every smallest detail is contrived and machined to function perfectly. We use the very best steel and the most advanced production technology.

Even so, Sievert quality means much more than reliable operation and a long working life. It means knowledge of the user's daily work and

long experience of the industry. It means a world-wide organisation. It means the products and range of accessories that make up the whole Sievert System. All this comes as standard under what we mean by Quality.



World leaders - but we are never satisfied.

“Anything good can be made even better” summarises the spirit of our day-to-day work. This doesn't mean that our current products are not as good as we can make them – rather, that we constantly improve our products to match the changing world outside. Being innovative requires more than undertaking technical development for its own sake; it means foreseeing future changes. A good example is our new electronic product range, which complements our established range to make us a complete supplier.



Selection guide for LP gas heating tools

The System code

Shows which products that fits together.



Promatic



Pro 86/88



Powerjet



The Product code

Shows the feature and benefit of the product.



Piezo ignition



Trigger on/off



Bayonet fitting



Anti flare



Swivel hose nipple



Precise main flame adjustment valve



Precise pilot flame adjustment valve



Trigger for shifting between pilot and main flame



Precise main flame adjustment valve



The Application code

Shows the application for the product.



Soldering/
Brazing



Heating



Precision



Shrinking



Roof/Road



Sheet metal



Paint stripping

Table of contents


Promatic	8
Pro 88/86	16
Powerjet	24
Handyjet & Jet	28
Gardener	29
Refillable LP gas cylinders	30
Disposable cartridges	30
Accessories	31
Regulators & Hose failure valves	32
Hoses & Accessories	34
Grinding wheel dressers	35
TW 5000	36
TH 1650 & TH 1750	40
LP gas information	42
Combination chart	44
Search Index	46




Promatic

The universal torch system

- Automatic ignition - guaranteed for 30 000 ignitions
- Trigger on/off function - no waste of LP gas
- Bayonet fitted burners - quick change
- Swivel hose nipple - avoid hose drag
- Precise flame adjustment valve
- Load relieving trigger system
- Unique patented ignition system
- Ergonomic and modern design
- Works in all weather conditions
- Wide range of burners for all applications





Promatic is the most complete and advanced system in our range. The patented piezoelectric ignition, universal handle, range of accessories, advanced design and ergonomic appearance make Promatic a world-beating system for all possible heating tasks where efficiency and professional workmanship are the most important requirements.

Promatic - Sievert's top of the line torch system operates with propane, butane and Mapp® gases.

Sievert Promatic handle 3366

- Plastic composite handle reinforced with 30% glass for maximum durability
- Piezo igniton with instant trigger on/off function
- Bayonet fitting for burners
- Swivelling hose connection to avoid hose drag
- Combined suspension hook and footstand
- Valve for precise flame setting
- Delivered without hose nipple
- Hose connection BSP 3/8"LH



Handle no.	3366
Working pressure, bar	1,5-4
Weight, g	290
Length, mm	180
Height, mm	80

Burners for soft soldering and brazing



System ▪ Standard burners with brush-type flames for all kinds of soft soldering/small heating applications ▪ Silver soldering about 615°C ▪ Work pressure 2 bar

B



Promatic auto torch kit PAUTOKITX

A professional powerful torch kit ideal for soft soldering, brazing, melting, metal works, paint stripping and other heating jobs. Comes complete with a 3343 standard flame burner, 3m hose and a 0,35 - 4bar adjustable regulator. See 334301 for technical data.



Standard burner no. 334301

Burner diameter Ø, mm	19
Gas Consumption, g/h at 2 bar	250
Effect, kW	3,2
Soft Soldering about 400°C	
max. pipe diameter Ø, mm	32



Standard burner no. 334401

Burner diameter Ø, mm	25
Gas Consumption, g/h at 2 bar	580
Effect, kW	7,4
Soft Soldering about 400°C	
max. pipe diameter Ø, mm	70



System ▪ Pin-point burner with the finest flame for precision work such as gold and silver forging ▪ Silver soldering about 615°C ▪ Work pressure 2 bar

B



Pin-point burner no. 333301

Burner diameter Ø, mm	14
Gas Consumption, g/h at 2 bar	55
Effect, kW	0,7
Soft Soldering about 400°C	
max. pipe diameter Ø, mm	12



System ▪ Cyclone flame burners are the most efficient burners for brazing and soft soldering ▪ The rotating flame gives an even and all round heat transfer to the pipe ▪ Work pressure 2 bar

B



Cyclone burner no. 334001

Burner diameter Ø, mm	14
Gas Consumption, g/h at 2 bar	170
Effect, kW	2,1
Soft Soldering about 400°C	
max. pipe diameter Ø, mm	28
Brazing up to 720°C	
max. pipe diameter Ø, mm	15

Burners for soft soldering and brazing



Cyclone burner no.	333501
Burner diameter Ø, mm	19
Gas Consumption, g/h at 2 bar	250
Effect, kW	3,2
Soft Soldering about 400°C max. pipe diameter Ø, mm	32
Brazing up to 720°C max. pipe diameter Ø, mm	18



Cyclone burner no.	333601
Burner diameter Ø, mm	25
Gas Consumption, g/h at 2 bar	580
Effect, kW	7,4
Soft Soldering about 400°C max. pipe diameter Ø, mm	70
Brazing up to 720°C max. pipe diameter Ø, mm	32

Burners for roofing and other heat demanding works



System B High capacity power burners with extremely strong and windproof flames for roofing works and for large-scale heating applications ▪ Short burners for detail work on roofs and other heating applications such as preheating before welding and shrinking on pipelines ▪ Long burners for field torching ▪ Recommended work pressure 4 bar



Detail Power Burner no.	335002
Burner diameter Ø, mm	40
Gas Consumption, g/h at 4 bar	3 350
Effect, kW	43,5
Burner length, mm	250



Detail Power burner no.	335602
Burner diameter Ø, mm	60
Gas Consumption, g/h at 4 bar	8 000
Effect, kW	102
Burner length, mm	250



Field Power burner no.	335102
Burner diameter Ø, mm	50
Gas Consumption, g/h at 4 bar	6 700
Effect, kW	86
Burner length, mm	600



Field Power burner no.	335302
Burner diameter Ø, mm	60
Gas Consumption, g/h at 4 bar	8 000
Effect, kW	102
Burner length, mm	600

Burners for roofing and other heat demanding works



System

B

- Hot-air burners with powerful windproof hot-air streams for heating PVC or other rubber membranes where an open flame not is suitable
- Work pressure 2 bar



Hot-air burner no.	333401
Burner diameter Ø, mm	38
Gas Consumption, g/h at 2 bar	125
Effect, kW	1,6



Hot-air burner no.	335890
Burner diameter Ø, mm	32x15
Gas Consumption, g/h at 2 bar	55
Effect, kW	0,7

Burners for cable work - heat shrinking



System

B

- Soft flame design ideal for cable work and other heat shrinking applications
- Soft flame burners with sweeping, powerful yellow and blue soot-free windproof flames
- Fresh air is sucked in this keeps the burner head cold to minimize the risk of burning the shrink material
- To heat the sleeves efficiently but still soft enough not to overheat the shrink material
- Work pressure 2 bar



Soft flame burner no.	334791
Burner diameter Ø, mm	28
Gas Consumption, g/h at 2 bar	460
Effect, kW	5,9
For thick walled sleeves max, mm	50
Also for thin walled sleeves	



Soft flame burner no.	334191
Burner diameter Ø, mm	38
Gas Consumption, g/h at 2 bar	900
Effect, kW	11,5
For thick walled sleeves max, mm	150



Soft flame burner no.	334891
Burner diameter Ø, mm	50
Gas Consumption, g/h at 2 bar	2 000
Effect, kW	26
For thick walled sleeves over, mm	150

Burners for cable work - heat shrinking



System

B

▪ Hot-air burners with powerful windproof hot-air streams for heat shrinking ▪ 3349 ideal for shrinking in confined spaces and fibre optic closures ▪ 3359 is an extra small hot-air burner incorporating a heat reflector, ideal for signal systems, traffic lights, alarm systems, marine applications, automobiles and other vehicle repairs ▪ Work pressure 2 bar



Hot-air burner no.	333401
Burner diameter Ø, mm	38
Gas Consumption, g/h at 2 bar	125
Effect, kW	1,6



Hot-air burner no.	334990
Burner diameter, mm	32x15
Gas Consumption, g/h at 2 bar	55
Effect, kW	0,7



Hot-air burner no.	335990
Burner diameter Ø, mm	25
Gas Consumption, g/h at 2 bar	28
Effect, kW	0,36



Soldering burner no.	335991
Encased and windproof flame for soft soldering.	



3349 Hot-air burner
Perfect for shrinking in confined spaces



3349 Hot-air burner
Perfect for shrinking in confined spaces

Burners for sheet metal work



System ▪ Soldering iron burner for sheet metal work ▪ The burner incorporates an effective windshield that makes the flame totally encased and windproof ▪ No risk of burning sensitive material ▪ Equipped with locking device to keep the flame burning ▪ The precise valve in the Promatic handle makes it easy to obtain the right heat for the copper bit ▪ Work pressure 2 bar

B



Soldering burner no.	349241
Gas Consumption, g/h at 2 bar	140
Effect, kW	1,8
Length, mm	310
Weight, g	785



Copper bit no.	700350
Length, mm	115
Weight, g	350



Copper bit no.	700400
Length, mm	130
Weight, g	370



Copper bit no.	700500
Length, mm	160
Weight, g	500

Burners for paint stripping



System ▪ Flat flame burner with powerful wide flame for efficient use outdoors for paint stripping and ski-waxing ▪ Work pressure 2 bar

B



Flat flame burner no.	334501
Burner diameter, mm	40x8
Gas Consumption, g/h at 2 bar	215
Effect, kW	2,7



System ▪ Hot-air burner with powerful exceptionally windproof hot-air streams for use on delicate materials ▪ Work pressure 2 bar

B



Hot-air burner no.	333401
Burner diameter Ø, mm	38
Gas Consumption, g/h at 2 bar	125
Effect, kW	1,6

Accessories



Copper bit no.	884301
----------------	--------

Made of copper with one pointed and one flat end. For pin-point burner 3333.



Flat nozzle no.	716941
-----------------	--------

Flame shaper for hot-air burner 3334.



Heat reflector no.	717281
--------------------	--------

Protects the wall and speeds up the work when brazing. For use with all soldering burners.




Neck tube support no.	717241
-----------------------	--------

Neck tube support / Footstand for burners with long neck tubes.

Pro 86/88

The classic torch system

- All components are carefully chosen to guarantee long service life
- Ergonomic designed handles
- Works in all weather conditions
- Wide range of burners for all applications
- Pro 88 a double valved handle mainly for larger burners
- Pro 88 incorporates one main valve and one economiser valve enabling a gas saving pilot flame
- Pro 88 with trigger for shifting between pilot and main flame and for pulsing the main flame
- Pro 86 a single valved handle mainly for smaller burners
- Pro 86 with valve and spindle designed for very exact flame setting





The Pro series meets high criteria for carrying out professional heating tasks. Whether soldering, paint stripping, cabling, roofing or gold/silversmith's work, the high quality combined with convenience and a comprehensive range of accessories makes the Pro series a versatile tool for the demanding craftsman.

Pro 86/88 - Sievert's classic torch system program operates with propane, butane and Mapp® gases.

Sievert Pro 88 handle 3488

- Double valved handle mainly for larger burners
- Incorporates one main valve and one economizer valve enabling a gas saving pilot flame
- Trigger for instant shifting between pilot and main flame and for pulsing the main flame
- All metal parts made of high quality brass
- Ergonomic designed plastic composite handle
- Delivered without hose nipple
- Hose connection BSP 3/8"LH



Handle no.	3488
Working pressure, bar	1,5-8
Weight, g	385
Length, mm	205
Height, mm	90

Sievert Pro 86 handle 3486

- Single valved handle mainly for smaller burners
- The spindle and valve are designed to give a very exact and quick flame setting
- The springloaded metal knob gives a precise and stable setting for the finest of flames
- All metal parts made of high quality brass
- Ergonomic designed plastic composite handle
- Delivered without hose nipple
- Hose connection BSP 3/8"LH



Handle no.	3486
Working pressure, bar	1,5-8
Weight, g	245
Length, mm	180
Height, mm	70

Pro 86 multipurpose torch kit PMPX



System R ▪ An ideal torch with many different uses including preheating, soft soldering, brazing, paint stripping and loosening bolts ▪ Comes complete with a 2941 standard burner, 3m hose and a 0.35 - 4bar adjustable regulator ▪ See 294102 for technical data



Pro 86 needle flame torch kit P9NFT67OX



System R ▪ Professional welding torch (8842) with a superior fine flame ideal for Lead welding, Silver and Gold working (615°C) ▪ Comes complete with an 8842 needle point burner, 4m hose and a 0.35 - 4bar adjustable regulator ▪ See 884204 for technical data



Pro 86 cyclone torch kit PMPTBX




System R ▪ A perfect soft soldering and brazing torch kit ideal for plumbers who are welding and brazing continuously ▪ Comes complete with a 3524 19mm cyclone burner, 3m hose and a 0.35 - 4bar adjustable regulator ▪ See 352403 for technical data



Sievert Pro neck tubes


System R ▪ Wide range of neck tubes made of high quality brass ▪ Double neck tube 770044, made of stainless steel, makes it possible to connect two burners to one neck tube ▪ Shorter neck tubes like 3509 and 3511 are recommended for smaller heating applications like gold and silver forging ▪ Longer neck tubes like 3506, 3507 and 3510 are recommended for larger jobs like roofing and road works



Neck tube no.	Length, mm
350601	750
350701	500
351001	350
350902 with hook	180
351102 with hook	70
350101 only for burner 8842	78
770044 double neck tube	

Burners for soft soldering and brazing



- System**  Pin-point burners with the finest flames for precision work such as gold and silver forging ▪ Silver soldering about 615°C ▪ For connection to Sievert Pro necktubes, 8842 only for necktube 3501 ▪ Recommended work pressure 2 bar



Pin-point burner no.	884204	393802	393902
Burner diameter Ø, mm	8	17	17
Gas Consumption, g/h at 2 bar	20	20	70
Effect, kW	0,25	0,25	0,9
Soft Soldering about 400°C max. pipe diameter Ø, mm	10	10	12




- System**  Standard burners with brush-type flames for all kinds of soft soldering/small heating applications ▪ Silver soldering about 615°C ▪ For connection to Sievert Pro necktubes ▪ Recommended work pressure 2 bar



Standard burner no.	394002	394102	294102
Burner diameter Ø, mm	17	22	28
Gas Consumption, g/h at 2 bar	90	240	600
Effect, kW	1,2	3,1	7,7
Soft Soldering about 400°C max. pipe diameter Ø, mm	12	40	60




- System**  Cyclone flame burners are the most efficient burners for brazing and soft soldering ▪ The rotating flame gives an even and all round heat transfer to the pipe ▪ For direct connection to Sievert Pro handles ▪ Work pressure 2 bar



Cyclone burner no.	352403	352503
Burner diameter Ø, mm	19	25
Gas Consumption, g/h at 2 bar	240	800
Effect, kW	3,1	10,3
Soft Soldering about 400°C max. pipe diameter Ø, mm	50	70
Brazing up to 720°C max. pipe diameter Ø, mm	18	32

Burners for roofing and other heat demanding works



System R ▪ Heavy duty light weight power burners with extremely strong and windproof flames to withstand the severest weather conditions ▪ Ideal for drying, bitumen laying, detail and field torching, preheating before welding, melting snow/ice and other heat demanding applications ▪ For connection to Sievert Pro necktubes ▪ Recommended work pressure 4 bar



Power burner no.	294202	294302	294402
Burner diameter Ø, mm	32	35	50
Gas Consumption, g/h at 4 bar	2 000	3 350	6 700
Effect, kW	26	43,5	86
Made of high quality brass			



Power burner no.	293401	296001
Burner diameter Ø, mm	34	60
Gas Consumption, g/h at 4 bar	2 000	8 250
Effect, kW	26	114
Made of high quality stainless steel		

Ready made kits for roofing and other heat demanding works



Turboroofer 50 no.	3444
Burner diameter Ø, mm	50
Gas Consumption, g/h at 4 bar	6 700
Effect, kW	86
Neck tube length, mm	180
Hose connection BSP 3/8"LH	



Turboroofer 60 no.	3460
Burner diameter Ø, mm	60
Gas Consumption, g/h at 4 bar	8 250
Effect, kW	114
Neck tube length, mm	500
Hose connection BSP 3/8"LH	




Turboroofing torch kit	P3460KITX
Heavy duty roofing burner ideal for full lap bitumen laying, drying, removing road markings (White lines) comes complete with 4m hose and a 0.35 - 4bar adjustable regulator. See 3460 for technical data.	



Detail roofing torch kit	P3444KITX
Heavy duty roofing burner ideal for full lap bitumen laying, drying, removing road markings (White lines) comes complete with 4m hose and a 0.35 - 4bar adjustable regulator. See 3444 for technical data.	

A complete range of light weight roofing burners made of Titanium!



System

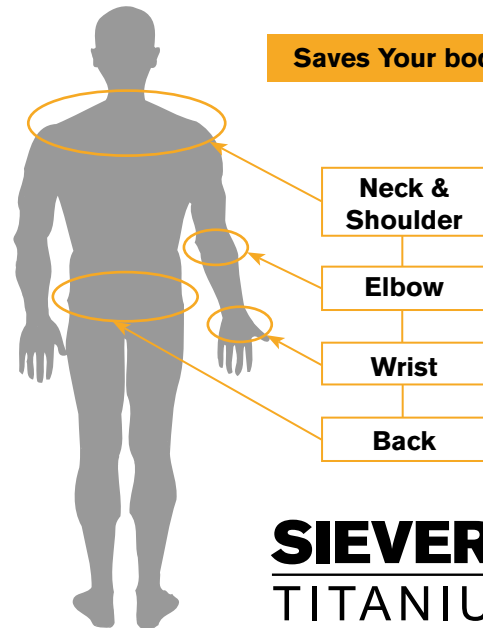


Working long days in tough conditions require tools that are easy to handle and prevent state of exhaustion. Sievert Titanium torches are the most ergonomic roofing burners ever created.

The weight has been reduced with 60% compared to traditional roofing burners on the market. This will dramatically reduce the load on your body when working continuously for hours, days and months.

Save Your body, buy the new Titanium roofing burners today!

Saves Your body!



SIEVERT® TITANIUM



Titanium kit no.	356101	356201	356401
Burner width, mm	50	50	50
Gas consumption, g/h at 4 bar	6 700	6 700	6 700
Effect, kW	86	86	86
Neck tube length, mm	350	750	100



Titanium kit no.	356001	356501	356301
Burner width, mm	60	50	34
Gas consumption, g/h at 4 bar	8 250	6 700	2 000
Effect, kW	114	86	26
Neck tube length, mm	500	500	100



Titanium kit no.	346051
Burner width, mm	60
Gas consumption, g/h at 4 bar	8 250
Effect, kW	114
Neck tube length, mm	500

Complete torch kit including Pro 88 handle, 500 mm neck tube and 60 mm power burner made of Titanium, neck tube support and swivel hose nipple BSP 3/8"LH. For technical data see art no. 3560-01.

Hot-air burners for roofing work



System R ▪ Powerful hot-air roofing burners with totally encased flames for efficient bitumen laying when open flames are not permitted ▪ Powerful enough to achieve the same speed of roof laying compared to open flames - and the gas consumption is much lower ▪ The use of heat is very efficient due to the narrow and directed hot-air stream enabling close working to the material ▪ All burners are capable of using compressed air to increase power for welding and for quick and efficient drying ▪ Working pressure 2 and 4 bar



Detail burner no.	2981
Burner width, cm	8
Gas Consumption, kg/h at 2 bar	1,1
4 bar with compressed air	1,8
Effect at 2 bar, kW	15
Effect at 4 bar, kW	25
With automatic ignition, supplied with 3488 handle, hose connection BSP 3/8"LH.	



Overlap burner no.	298201
Burner width, cm	22
Gas Consumption, kg/h at 2 bar	2,2
4 bar with compressed air	3,6
Effect, kW at 2 bar	30
Effect, kW at 4 bar	50
Delivered fully prepared for compressed air.	



Overlap burner no.	2986
Burner width, cm	16
Gas Consumption, kg/h at 2 bar	1,1
4 bar with compressed air	1,8
Effect, kW at 2 bar	15
Effect, kW at 4 bar	25
With lifting device for the bitumen felt. Hot-air directed obliquely under overlap. Supplied with 3488 handle, hose connection BSP 3/8"LH.	



Turboset no.	717271
Allows the use of compressed air to increase the power of hot-air burners 2981 and 2986.	

Burners for paint stripping



System R ▪ Flat, wide, extremely windproof and powerful flame for paint stripping ▪ For direct connection to Sievert Pro handles ▪ Recommended work pressure 2 bar




Flat flame burner no.	351703
Burner diameter, mm	35x5
Gas Consumption, g/h at 2 bar	210
Effect, kW	2,7


Burners for cable work - heat shrinking



System ▪ Soft flame design ideal for cable work and other heat shrinking applications ▪ Soft flame burners with sweeping, powerful yellow and blue soot-free windproof flames ▪ Fresh air is sucked in and this keeps the burner head cold to minimize the risk of burning the shrink material ▪ To heat the sleeves efficiently but still soft enough not to overheat the shrink material ▪ For direct connection to Sievert Pro handles ▪ Work pressure 2 bar



Soft flame burner no.	352890
Burner diameter Ø, mm	28
Gas Consumption, g/h at 2 bar	900
Effect, kW	11,3



Soft flame burner no.	352990
Burner diameter Ø, mm	38
Gas Consumption, g/h at 2 bar	1 200
Effect, kW	15

Burners for sheet metal work



System ▪ Soldering iron burner for sheet metal work ▪ Practical and sturdy design ▪ Supplied with windshield and burner designed to give excellent wind protection ▪ Supplied without copper bit ▪ Copper bits also for Pro 95 ▪ Work pressure 2 bar



Soldering iron no.	349241
Gas Consumption, g/h at 2 bar	260
Effect, kW	3,3
Hose connection	BSP 3/8"LH.



Soldering burner no.	295501
Gas Consumption, g/h at 2 bar	260
Effect, kW	3,3



Wind shield no.	708121
-----------------	--------




Copper bit no.	701630	701720	702070
Weight, g	300	500	380

Powerjet

The light weight and hand held torch system

- Automatic piezo ignition
- Trigger on/off function - no waste of LP gas
- Operates in all positions
- Wide range of quick changeable burners
- For refillable cylinders or disposable cartridges
- Ergonomic light weight composite handle





Flexibility is the key word to describe the Powerjet series. The blowtorch provide everything the craftsman or discerning home handyman requires. Powerjet, with many unique features, is the most advanced gas torch for hard or soft soldering, heat-shrinking, heating and dismantling work.

Powerjet - Sievert's lightweight and handheld torch system operates on pure propane or butane, a mixture of propane and butane, Ultragas - a high efficient anti flare mixture.

Powerjet has all the features and benefits a professional needs and more than that. No tool box should be without one!

Heating Engineers

- Plumbers for domestic and commercial water systems for pipe work up to 22mm.
- Gas installers for domestic and commercial gas installations for pipe work up to 22mm.

Auto

- Exhaust repairs, Loosening aluminium joints.
- Removing over tight or badly weathered nuts and bolts.
- Easy removal of window tinting, stickers, decals and stone guards with the Hot Air burner.
- Welding plastic bumpers and dashboards.
- Leather and vinyl repairs.
- Excellent for activating and deactivating adhesives.
- Cable shrinking and solder sleeves for installing/repairing and drying out electronics.

Air Conditioning

- Repairing refrigeration systems, and Air conditioning systems.

Utility companies

- Underground heat shrinking works, cable shrinking (Telecoms/Rail/Electrical).

DIY

- Soft soldering, Paint stripping, Lighting BBQ's.

Powerjet Ultra 2335 ▪ Ultra power 2100°C



System ▪ For Ultragas 2205 disposable cartridge ▪ The professional and light weight gas torch for brazing, soft soldering and other heating applications!

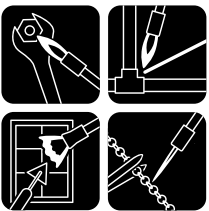


Powerjet Ultra no.	233511
Working pressure	2 bar
Cyclone burner (included)	8706
For Ultragas cartridge (included)	2205

Powerjet 2135 & 2193 ▪ High power 1925°C



System ▪ For refillable cylinder 2000 or 2012 ▪ 2193 with 2 m hose and 700001 connection valve ▪ The professional gas torch for brazing, soft soldering and other heating applications!

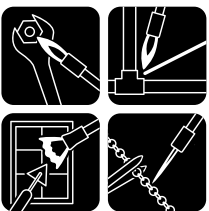


Powerjet no.	2135	219301
Working pressure	2,5 bar	2,5 bar
Cyclone burner (included)	8706	8706
For propane cylinder (not incl.)	2000	2000 or 2012

Powerjet 2235 ▪ Soft power 1925°C



System ▪ For Powergas 2204 disposable cartridge ▪ The blowtorch for Do-It-Yourself applications like soft soldering, loosening bolts, paintstripping, lighting the barbeque!



Powerjet no.	223511
Working pressure	1 bar
Standard burner (included)	8704
For Powergas cartridge (included)	2204
Can be used with burners 8702, 8704 and 8708.	

Pin-point burner 870201



System G ▪ For small soft soldering jobs ▪ Gives a precise and stable flame



Pin-point burner no.	870201
Burner diameter Ø, mm	15
Gas Consumption, g/h at 2 bar	40
Effect, kW at 2 bar	0,5
Soldering max pipe Ø, mm	10

Standard burner 870401



System G ▪ For soft soldering and other small heating jobs ▪ For soft soldering and other small heating jobs



Standard burner no.	870401
Burner diameter Ø, mm	16
Gas Consumption, g/h at 2 bar	90
Effect, kW at 2 bar	1,2
Soldering max pipe Ø, mm	18

Cyclone burner 870601



System G ▪ For brazing and soft soldering ▪ Intensive and effective short flame that reaches around the pipe



Cyclone burner no.	870601
Burner diameter Ø, mm	14
Gas Consumption, g/h at 2 bar	170
Effect, kW at 2 bar	2,2
Soldering max pipe Ø, mm	40
Brazing max pipe Ø, mm	16

Hot-air burners 870801



System G ▪ For shrinking and paint stripping ▪ Powerful and wind stable hot-air stream



Hot-air burner no.	870801
Burner diameter Ø, mm	38
Gas Consumption, g/h at 2 bar	130
Effect, kW at 2 bar	1,7

Soft flame burners 871001



System G ▪ For shrinking and heating jobs ▪ Powerful and wind stable soft flame



Soft flame burner no.	871001
Burner diameter Ø, mm	24
Gas Consumption, g/h at 2 bar	230
Effect, kW at 2 bar	3,5
Soldering max pipe Ø, mm	22

Handyjet & Jet

Blowtorches for disposable cartridges

- Frequently used by professionals and Do-It-Yourself
- For soft soldering, small brazing, paint stripping and other heating applications



Blowtorch no.	229301
Burner diameter Ø, mm	17
Pressure, bar	3
Gas Consumption, g/h	180
Effect, kW	2,3
Soft soldering max. Ø, mm	28
Brazing max. Ø, mm	12
Length, mm	170
Height (with cartridge), mm	155
Weight (without cartridge), g	150
Powergas cartridge	220383



Blowtorch no.	229401
Burner diameter Ø, mm	17
Pressure, bar	3
Gas Consumption, g/h	180
Effect, kW	2,3
Soft soldering max. Ø, mm	28
Brazing max. Ø, mm	12
Length, mm	250
Height (with cartridge), mm	170
Weight (without cartridge), g	215
Powergas cartridge	220383

Accessories



Pin-point burner
884401



Flat flame burner
884601



Copper bit
884301

Gardener

Heat away the weeds

- **Convenient - Saves your knees and back**
- **Environmentally friendly - No chemicals**
- **Automatic piezo ignition - No matches needed**



Gardener no.	223001
Gas Consumption, g/h	300
Length, mm	770
Weight, g	750
Hose length, cm	

Slowly sweep the burner about 5 cm above the weeds. The plant shall be heated, not burned. The heating causes the cell walls in the plant to burst and the plant dies of drying out. A correct heating can be checked by pressing a leaf between the fingertips. A dark green fingerprint shall then appear on the leaf.




Gardener.



Weed.



Heat it.



2-3 days later.

After 2-3 days the weeds have wilted completely - with just the need to sweep up and compost. The treatment is best carried out in spring and is most effective against small weeds. Small annual weeds die completely after one treatment. Grass, dandelion and other perennial weeds need repeated treatment throughout the growing season.

Refillable cylinders & Disposable cartridges

Refillable LP gas cylinder 2000 & 2012

- Manufactured in high quality steel, treated with corrosion protection and durable varnish on the outside
- Fitted with self closing connecting valves with integrated safety valves

Gas cylinder no.	2000	2012
Height, cm	28	22
Cylinder Ø, cm	8	21,5
Content, kg	0,34	2,0
Total weight, kg	1,2	5,7



Ultragas 2100°C

- High efficient gas with built-in anti flare function
- Disposable cartridges 2205 with self closing valve
- Contains a gas mixture of propane, butane, propene and acetone

Ultragas no.	220583
Weight, g	337
Content, g	210
Content, ml	380



Powergas 1925°C

- Disposable cartridges 2203 and 2204 with self closing valve
- Contains a gas mixture of 35% propane and 65% butane

Powergas no.	220383	220483
Weight, g	257	450
Content, g	175	336
Content, ml	300	600



Powergas 1925°C

- Piercable cartridges 2210 without valve
- Contains 100% butane

Powergas no.	221093
Weight, g	280
Content, g	190
Content, ml	350



Accessories




Hose holder no. 717031

Hose holder for cylinder 2012. A neat and practical solution for carrying and stowing a torch kit and hose.



Suspension hook no. 884104

Suspension and carrying hook, practical accessory for cylinder 2000, 2004 and 3960.



Valve no. 700001

Regulator valve and adaptor M14-1,5 / BSP 3/8"LH. Horizontal outlet, convenient swivel connection.



Adaptor no. 720740

Adaptor for connecting POL regulator to valve 700001. Threads - POL / BSP 3/8"LH.




Adaptor no. 769200

Adaptor POL / DIN Kombi and Shell.



Gas leak detector no. 353001

Leak detector for refrigeration gases. To be used with refillable cylinder 2000.



Cleaning cloth no. 416061

For cleaning before and after soldering. Size 21x15cm.

Solder mat no. 415061

For wall and floor protection when soldering. Saves heat and time. Asbestos free. For temperatures up to 760°C. Size 25x25cm.

Cylinder trolley no. 730470

With rubber wheels. Including nylon strap.

Regulators & Hose failure valves

Sievert regulators are manufactured in brass to ensure the highest quality and long service life. The valves have a very high capacity and precise outlet pressure.

Why use a regulator?

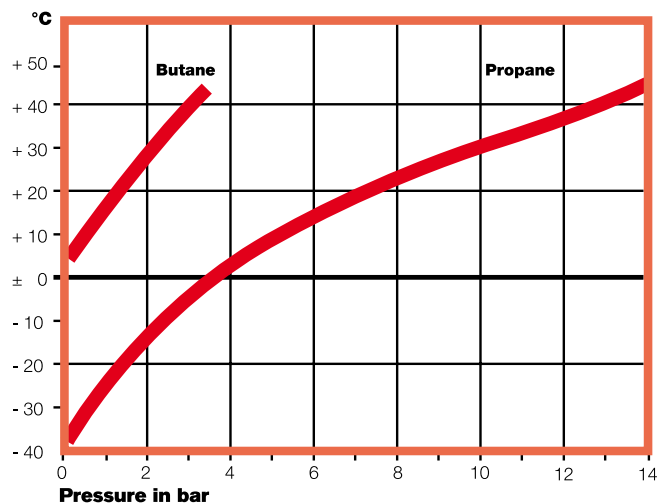
Certain Pro 86/88 burners, such as cyclone burners and most Promatic burners, require a steady pressure of 2 bar in order to perform well. Other burners can also operate under higher pressures but it is still an advantage to reduce the pressure from the propane cylinder. The advantage is that the pressure can be stabilized to obtain the same pressure on a warm summer's day as on a cold winter's day. The diagram shows how the pressure in an LP-gas cylinder varies with temperature. If the gas output is high, the gas cylinder will be cooled down and the pressure will drop.

Why use a hose failure valve?

A hose failure valve improves safety by cutting off the gas flow in case of a hose rupture or some other major gas leak. The use of hose failure valves is especially recommended on long hoses. The hose connection rotate freely on the valve housing, which reduces the risk of the hose becoming entangled. Sievert hose failure valves are supplied separately (3054) or integrated in regulators (3063, 3083, 3092 and 3093).

Why use LTS?

The Leak Test System improves safety even further. The LTS valve is designed to detect minor leaks. Before starting work, the operator can check for leaks in the system with the LTS valve. Their use is especially recommended in poorly ventilated premises and when working below ground. A regulator with LTS is always combined with a hose failure valve, to take care of the risk from major leaks.



Connections

POL	BSP	Italian	DIN-Kombi	Shell
0.88"-14NGO	3/8"LH	W20.0-14LH	W21.8-14LH	W21.8-14LH
				

Hose failure valves

With convenient swivelling angled connection.



HFV no.	Connection	Pressure	Max. Capacity
305401	POL	High 1,5-4 bar	10-14 kg/h
305402	BSP 3/8"LH	High 1,5-4 bar	10-14 kg/h
305404	Italian	High 1,5-4 bar	10-14 kg/h
305405	DIN Kombi	High 1,5-4 bar	10-14 kg/h
305406	BSP 3/8"LH	Low 1,5-4 bar	3,8-5,7 kg/h
305409	Shell	High 1,5-4 bar	10-14 kg/h
645000	POL, with hose nipple 5-8 mm	Ca. 7 bar	14 kg/h

Regulators with fixed pressure

Regulator no.	Connection	Pressure	Max. Capacity
309121	POL	2 bar	6 kg/h
309122	BSP 3/8"LH	2 bar	6 kg/h
309124	Italian	2 bar	6 kg/h
309129	Shell	2 bar	6 kg/h
309162	BSP 3/8"LH	1,5 bar	3,5 kg/h
309165	DIN Kombi	1,5 bar	3,5 kg/h
309175	DIN Kombi	2 bar	6 kg/h
309195	DIN Kombi	4 bar	20 kg/h

With hose failure valve

309215	DIN Kombi	1,5 bar	3,1 kg/h
309221	POL	2 bar	4 kg/h
309222	BSP 3/8"LH	2 bar	4 kg/h
309225	DIN Kombi	2 bar	4 kg/h
309229	Shell	2 bar	4 kg/h
309281	POL	3 bar	5,2 kg/h
309345	DIN Kombi	4 bar	12 kg/h
309399	Shell	4 bar	12 kg/h

With hose failure valve and leak test system

309971	POL	2 bar	1,7 kg/h
--------	-----	-------	----------

Regulators with adjustable pressure

Regulator no.	Connection	Pressure	Max. Capacity
306111	POL	1-4 bar	5-20 kg/h
306112	BSP 3/8"LH	1-4 bar	5-20 kg/h
306115	DIN Kombi	1-4 bar	5-20 kg/h
306119	Shell	1-4 bar	5-20 kg/h

With hose failure valve

306311	POL	1-4 bar	5-12 kg/h
306312	BSP 3/8"LH	1-4 bar	5-12 kg/h
306314	Italian	1-4 bar	5-12 kg/h
306315	DIN Kombi	1-4 bar	5-12 kg/h
306319	Shell	1-4 bar	5-12 kg/h

With hose failure valve and leak test system

306961	POL	1-4 bar	1-2,3 kg/h
306962	BSP 3/8"LH	1-4 bar	1-2,3 kg/h

With manometer

308111	POL	1-4 bar	5-20 kg/h
308115	DIN Kombi	1-4 bar	5-20 kg/h

With manometer and hose failure valve

308311	POL	1-4 bar	5-12 kg/h
308315	DIN Kombi	1-4 bar	5-12 kg/h

Manometer

720730	For 3061, 3063, 3081 and 3083
--------	-------------------------------




Hoses & Accessories

Sievert high pressure hoses are approved to the EN 559. Sievert hoses are also extra frost resistant and can be used in temperatures down to -30°C. The Sievert hose is designed with an inner layer of black gas resistant rubber, a middle layer of reinforcing weave to withstand high pressure and an outer orange coloured layer to protect against external damage, sunlight and ozone.


Hose nipples - fixed

Hose nipple no.	709621	709180	708971	717000	717020
Thread	BSP 3/8"LH	BSP 3/8"LH	M14x1	Shell	POL
Inside hose Ø, mm	5	5 and 8	5 and 8	5 and 8	5 and 8



Hose nipples - swivel

Hose nipple no.	722001	717331	715161
Thread	BSP 3/8"LH	BSP 3/8"LH	M14x1
Inside hose Ø, mm	5	5 and 8	5 and 8




Connections

Connections no.	Description
754206	Quick Connection female, BSP 3/8"LH for hose
754210	Nipple for Quick Connection male, BSP 3/8"LH for handle
770512	Double nipple, BSP 3/8"LH x BSP 3/8"LH for hose
770067	Connection for connecting two hoses, DIN Kombi
770082	Hose for 770067, length 40 cm, DIN Kombi



Propane hoses - diameter 5 mm EN 559

Propane hose no.	Connections Fixed	Length, m
717321	BSP 3/8"LH / BSP 3/8"LH	2
717341	BSP 3/8"LH / BSP 3/8"LH	4
717431	BSP 3/8"LH / BSP 3/8"LH	10
701501	BSP 3/8"LH / M14x1	2
701291	BSP 3/8"LH / M14x1	4



Grinding Wheel Dressers

Reconditioning grinding wheels

■ Reconditioning grinding wheels

A worn or clogged grinding wheel seriously reduces its grinding ability. With a Sievert Grinding Wheel Dresser, the grinding wheel can be restored to almost new condition and a large amount of money will be saved.

The sturdy and comfortable hardwood handle provides a stable but soft grip. The roller comprises complete discs of punched Swedish special steel with U-shaped teeth. Through a special method of hardening, the teeth have been given the correct hardness and toughness. Supporting heels on the dresser cover enable it to be placed precisely against the grinding wheel. The cover also provides protection for the face and hands against sparks and flying particles.

The choice of Sievert Grinding Wheel Dresser depends on the grain size, hardness and speed of the grinding wheel.



GWD no.	361208	361108	361008
Grinding wheel max Ø, mm	500	500	200
Max width, mm	102	63	38
Max peripheral speed m/s	50	50	30



Dresser roll no.	701012	701002	700992
For GWD art no.	361208	361108	361008
Ø, mm	56	55	36
Width, mm	65	39	21

TW 5000

Electric hot-air automatic welding machine

- Four wheel drive and belt system assures wrinkle free welding
- Adjustable front wheels for easy operation at different angles
- Powerful motor and efficient drive system allows climbing ability up to 30°
- Powerful fan for high speed welding
- Separate free rolling wheels for easy transport
- Easy to operate display unit
- Runs on 230 V
- Sievert authorised service and repair centres are available throughout the world for you local market





The Sievert TW 5000 was designed with the contractor in mind. It is the most versatile, reliable, powerful and easy to operate automatic hot-air welding machine available on the market.

The Sievert TW 5000 can weld membranes such as plastic, rubber and modified bitumen.

Sievert's long experience of making heating tools for the roofing industry together with new modern industrial design has created a new professional and user friendly welding machine.

Electric hot-air automatic welding machine TW 5000



Model STW 5000

- Overlap welding of pvc and similar roofing membranes
- For welding seams 40-55 mm



Model STW 5000 BIT

- Overlap welding of modified bitumen and similar roofing membranes
- For welding seams 80-120 mm


Both models are delivered in a sturdy steel transport box.

Electric hot-air automatic welding machine

- Adjustable handle made of sturdy steel
- Separate free rolling wheels for easy transport
- Adjustable front wheels to avoid sliding when welding at angles on tilting roofs
- Belt and wheels made of silicon rubber
- Powerful 4-wheel drive system
- Specially designed nozzle and heat protection cover in stainless steel
- Two independent pressure wheels
- Equipped with two lifting handles
- Removable additional weights
- Digital display showing temperature, speed and incoming voltage
- Display lamps indicate operation status of the machine
- Fully adjustable speed, temperature and air flow
- Built-in temperature sensors
- Automatic start/stop sensor when the hot-air nozzle is engaged/disengaged
- All electronics are sealed with high degree coating for maximum humidity protection
- All electronics are made in accordance to highest industrial standard

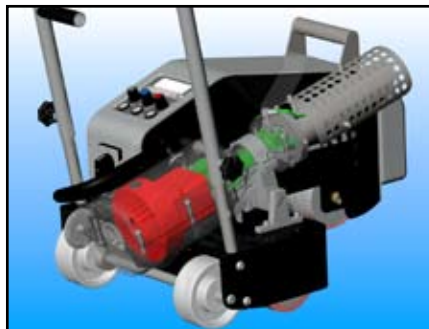


The most versatile hot-air welding machine on the market!



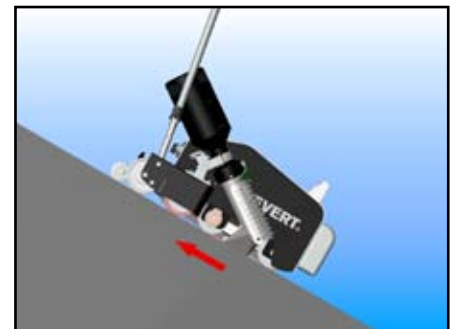
Unique 4-wheel drive

Unique 4-wheel drive and belt system assures wrinkle free welding on thin membranes.



Powerful fan

Powerful fan provides high speed welding and the ability to weld wide seams.




Climbing ability

Climbing ability up to 30° without sliding and wrinkling the material.



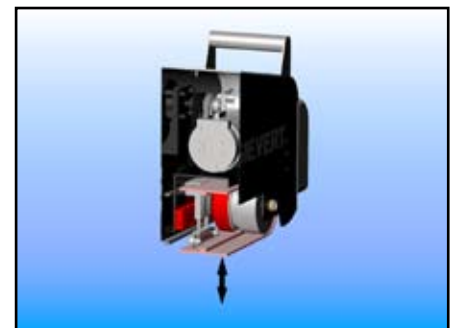
Adjustable front wheels

Adjustable front wheels to avoid sliding when welding at angles on tilting roofs.



Air blocker

Air blocker to prevent the heat passing through and under the membrane. Keeps the heat on the welding seam, enables faster welding speed.



Independent pressure wheels

Two independent pressure wheels give a perfect and uniform thick-ness of the seam when welding a mechanical fastened membrane.

Technical data

Technical data TW 5000

▪ Temperature	40°C - 650°C fully adjustable	▪ Cable length	90 cm
▪ Speed	0 - 7m/min fully adjustable	▪ Size	56 x 38 x 25 cm
▪ Air flow	0 - 48 l/s fully adjustable	▪ Weight (incl. 8kg)	30 kg
▪ Display	Digital LED	▪ Declaration of conformity	CE
▪ Emission level	70 dB		

Models Sievert TW 5000 (including transport box)

TW 5000 no.	299001	299005	299047	299101	299147
▪ Voltage	400 V ~	220-230 V ~	220-230 V ~	400 V ~	220-230 V ~
▪ Power	6300 W	5000 W	6300 W	6300 W	6300 W
▪ Ampere	16 A	16 A	32 A	16 A	32 A
▪ Frequency	50/60 Hz	50/60 Hz	50/60 Hz	50/60 Hz	50/60 Hz
▪ Nozzle width	55 mm	55 mm	55 mm	90 mm	90 mm
▪ Width of welding seam	40-55 mm	40-55 mm	40-55 mm	80-120 mm	80-120 mm

Accessories

Accessories	Art no.
▪ Replacement kit for 40-55 mm welding seams	7990-05
▪ Replacement kit for 80-120 mm welding seams	7991-05
▪ Heating element 400 V~, 6300 W for 2990-01/2991-01	7990-01
▪ Heating element 230 V~, 5000 W for 2990-05	7990-07
▪ Heating element 230 V~, 6300 W for 2990-47/2991-47	7990-47
▪ Welding nozzle, 55 mm, for welding seams 40-55 mm	7990-30
▪ Welding nozzle, 70 mm, for welding seams 55-80 mm	7990-35
▪ Welding nozzle, 90 mm, for welding seams 80-120 mm	7991-30
▪ Additional weight 4 kg for adding pressure when welding special demanding material	2993-01
▪ Sturdy steel transport box with exterior lifting handles and interior hooks and straps	7990-70
▪ Cleaning brush with brass wire for maintenance and cleaning of welding nozzle	7990-80
▪ Armoured lead. 230v 25m Armoured Extension cable for the TW5000 Hot air welding machine (32A plugs/sockets fitted)	STWLEAD
▪ RCD breaker. 230v Armoured circuit breaker with volt meter and reset button fitted with a 32A plug. For use with the TW5000/STWLEAD.	STWRCD



TH 1650 & TH 1750

Electric hot-air welding tools

- **Separate controls for maximum temperature and airflow**
- **Brushless motor with lifetime warranty**
- **TH 1650 with ergonomic easy to grip handle**
- **TH 1750 with integrated red LED temperature display**
- **Sievert authorised service and repair centres are available throughout the world for you local market**

The Sievert electric hot-air welding tools have been specially designed for completing the toughest roofing jobs with precision and ease. The TH 1750 features the IntelliTemp Airflow Control System™ that constantly monitors output and adjusts airflow as required to maintain an accurate temperature. The TH 1650 revolutionary ergonomic design makes the welder lightweight and easy to handle.

The Sievert electric hot-air welding tools are professional products designed for professionals!



Electric hot-air welding tool TH 1650

- Variable airflow and temperature for perfect welds every time
- Rubber bumper and impact resistant housing prevents the tool from rolling on the roof and also extends the tools life
- Light weight and comfortable to use due to small diameter handle
- 2,5 m field changeable power cord with rubber construction for safety
- Easy to replace heating element
- Brushless motor with lifetime warranty

Electric hot-air welding tool TH 1750

- Separate controls for airflow and temperature settings
- DC brushless motor
- A patented ceramic encapsulated element with microchip technology
- Integrated red LED temperature display



Welding tool no.	TH 1650	TH 1750
Voltage	110 V ~	110 V ~
Power	1650 W	1750 W
Frequency	50 Hz	50 Hz
Temperature	50°C - 600°C	25°C-600°C
Air flow	450 l/m	600 l/m
Air pressure	3000 Pa	3000 Pa
Outlet tube Ø	40 mm	40 mm
Cable length	2,5 metre	2,5 metre
Length	375 mm	370 mm
Weight	750 grams	1115 grams
Declaration of conformity	CE	CE

Both models are available in 110V and 230V.

Nozzles in stainless steel



Nozzle no.	297305	297320	297340
Description	Reduction	Angle slit	Angle slit
Dimension	5 mm	20x2 mm	40x2 mm

Silicon pressure rollers



Roller no.	297428	297440
Dimension	28x34 mm	45x34 mm

Steel roller



Roller no.	297405
Dimension	6x50 mm

Seam test tool



Seam test tool no.	297410
--------------------	--------

LP gas information

Lister Gas PRO on LP gas

Gaseous paraffins is the correct description for what we call LP gas. LP gas consists of the hydrocarbons propane and butane, or a mixture of the two. These gases are extracted from crude oil. LP gas or LPG stands for liquefied petroleum gas. At normal temperatures, LP gas is gaseous but is a liquid when under pressure. Propane must be distributed in steel cylinders that can withstand high pressure. Butane can be distributed in lighter gas cartridges.

LP gas and safety

Leaking LP gas is a fire hazard.
LP gas is heavier than air.
LP gas uses air during combustion.

There are primarily two things to think about to prevent accidents with LP gas. 1. Avoid leakages. 2. Ensure good ventilation. Leaking LP gas can ignite and cause a fire, or in the worst case, an explosion. The cylinder valve should always be closed when the cylinder is not in use. The cylinder should be stored upright and, if possible, at ground level since LP gas is heavier than air and can therefore accumulate in cellars, manholes etc. Good ventilation is important when working indoors as the flame consumes air. Lack of oxygen causes incomplete combustion, which produces carbon monoxide instead of carbon dioxide. Carbon monoxide is a treacherous and deadly gas.

LP gas and efficiency

Permits very high power outputs.
Energy content is high.
Fuel is easy to store and transport.

A large amount of fuel only occupies a small space and is therefore easy to store and transport. LP gas forms a combustible mixture with air when the proportion of gas is between 2 and 10 percent. When the gas changes from a liquid to a gaseous form, the volume increases by 250 times. In other words, the energy content is high. LP gas can be stored in its container almost indefinitely without the gas breaking down.

LP gas and the environment

LP gas is non-toxic and does not contain hazardous additives.
It does not contaminate air or water.

LP gas does not produce any hazardous combustion gases, just carbon dioxide and water vapor. The gas does not contaminate water, it does not produce soot, it is not corrosive and it does not cause corrosion to iron or other metals. It does not contain lead or heavy metals and is non-toxic. In other words, LP gas is an environmentally friendly fuel. The only additive is a strongly smelling substance that acts as a warning signal for leaking gas. Normally, LP gas has no smell.

LP gas and handling

Work in well-ventilated areas.
Avoid placing the LP gas cylinder near sources of heat.
Ensure that the cylinder is stored upright during transport.

You should regularly check valves and connectors for leakage. Remember also that good ventilation is important at areas where the gas is stored or used. Ventilation is also important to ensure effective combustion. Make sure that the cylinder is at ambient temperature when you begin working. If you are going to use the fuel at temperatures below zero Celsius, use propane instead as butane does not gasify at low temperatures.

LP gas and fire

Always extinguish LP gas fires with powder, never water.
Move LP gas cylinders to a safe place if there is a fire in the vicinity.
If possible, close the valve on the cylinder.

Steel cylinders are fitted with a safety valve that opens if the pressure increases too much. This can occur if there is a fire close to the cylinder. The valve stops the cylinder exploding. To guarantee the function of the safety valve, it is important that the LP gas cylinder is stored in a standing position. In addition, a closed valve stops unchecked gas flow if a hose should become damaged.

LP gas and equipment

Never allow an untrained person to use the equipment.
Only use special LP gas parts.
Be extra careful with valves and connectors.

Never use other valves, burners or hoses than those designed for use with LP gas. Sievert LP gas hose conforms to the EN 559 standard. The hose consists of an internal rubber layer that is LP gas-proof, armouring an external rubber layer that can withstand air and aging. All equipment shown in this product catalogue is manufactured of materials that withstand LP gas and is designed so that the risk for leakage is minimal.

LP gas technical data

LP gas and checks

Ensure that you have the correct equipment for the job. Make sure that you have tightened all valves and connectors.

Regularly inspect the equipment and check that the system is sealed.

Read the instructions for use and follow the safety advice. Use soapy water or a special liquid for detecting leakages on valves and joints to find any leaks. LP gas hoses should be checked very carefully and changed if you see any changes. Bend the hoses and look for cracks in the rubber. Hoses exposed to sunlight with age quicker than those used indoors.

LP gas and storage

LP gas is not affected by long storage periods. Always disconnect equipment from the container. Store the cylinder in a well-ventilated area.

Avoiding storing LP gas cylinders in areas that are warm. Temperatures below zero Celsius are, however, perfectly safe for storage. Ensure that the ventilation is good. In principle, LP gas can be stored indefinitely in its container without the quality being affected. Remember to remove all connectors before storing the equipment. To empty the system of gas, close the valve on the LP gas cylinder. Then close any valves on the rest of the equipment. In this way, you will avoid LP gas spillage when you open the system again.

LP gas and technical specifications

	Butane	Propane
Chemical formula	C ₄ H ₁₀	C ₃ H ₈
Density at 15°C	Heavier than air	Heavier than air
As gas	2.40 kg/m ³	1.85 kg/m ³
As liquid	0.58 kg/l	0.51 kg/l
Boiling point at atmospheric pressure	-2°C	-42°C
Gas pressure at -20°C	0	1.5 bar
Gas pressure at 0°C	0	4 bar
Gas pressure at +20°C	1.3 bar	7.5 bar
Energy content	49.5 MJ/kg 12.6 kWh/kg	50.4 MJ/kg 12.8 kWh/kg
Amount of air required for combustion	12.0 m ³ /kg	12.2 m ³ /kg
Maximum flame temperature with air	1925°C	1925°C
Combustion mixtures, volume-% gas in air	1.5 - 8.5%	2.1 - 9.5%

LP gas output from a cylinder

When LP gas turns from a liquid to a gas, heat is required which is taken from the liquid itself, from the container and from the surrounding air. LP gas and the bottle become cooler which reduces the pressure in the container. For larger burners, and especially during continuous use, a sufficient container size is necessary so that the burner can work at a constant power. When using larger burners or burners with high gas consumption, ensure the cylinder size is large enough to deliver the required gas, without significant temperature drop. Table below shows an example of the maximum quantity of gas possible to use during one hour for burners requiring 2 bar pressure. Conditions for this example are the following: gas – propane, cylinder size 11 kg, continuous gas use during one hour, temperature of air and cylinder.

Temperature	+20°C	0°C
Full cylinder 11 kg propane	3.8 kg	1.6 kg
Half cylinder 5.5 kg propane	1.9 kg	0.85 kg

For large gas burners you need to have big gas cylinders with enough gas or several cylinders linked together.

Temperature of the gas flame

Theoretically, LP gas has a maximum flame temperature of 1925 °C. In practice, this temperature is not reached when heating an object. The temperature achieved depends on the size of the object, how much heat is dispersed, the ability of the burner to transfer heat, the size of the burner and how long the object is heated. Therefore, the choice of burner depends on the job to be carried out.

Melting points of soldering metals

Soldering metal	Temperature
Tin solder	190 - 280°C
Aluminium soft solder	380°C
Aluminium hard solder	580°C
Silver solder	610°C
Phosphor copper solder	720°C
Bronze solder	860°C

Melting points of metals

Metal	Temperature
Lead	327°C
Zinc	419°C
Aluminium	658°C
Silver	961°C
Gold	1063°C
Copper	1084°C

Soldering and brazing

Cyclone burners for soft soldering and brazing



Burners for soft soldering




Paint stripping

Flat flame burner



Hot-air burners




Cable work

Soft flame burners



Hot-air burners




Soldering burner



Roofing work

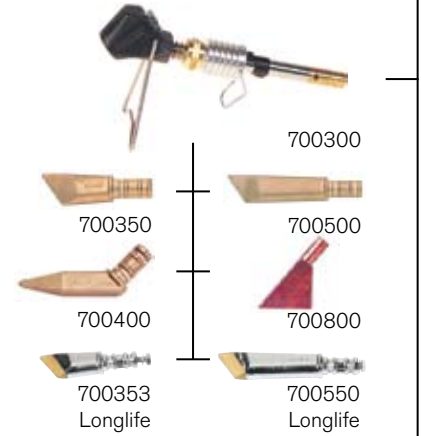
Power burners



Hot-air burners



Sheet metal work



336601



Propane hoses

Ø 5mm



Regulator connection:
BSP 3/8" LH



2000



2012

Regulator connection:
Shell, POL, DIN Kombi, Italian



Large cylinder

Soldering and brazing

Cyclone burners for soft soldering and brazing



352403

352503

Burners for soft soldering and jewellery work



884204

350101

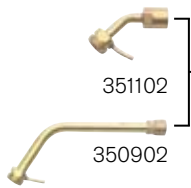


393802

393902

394002

394102



351102

350902

Paint stripping


Flat flame burner



351703

Cable work

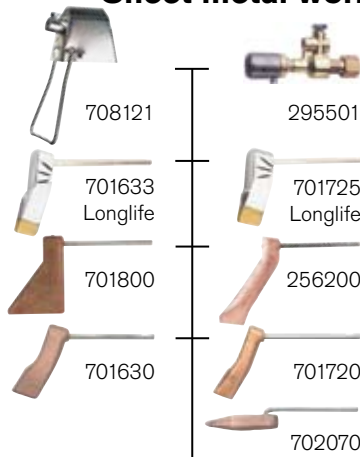
Soft flame burners



352890

352990

Sheet metal work



708121

295501

701633

Longlife

701725

Longlife

701800

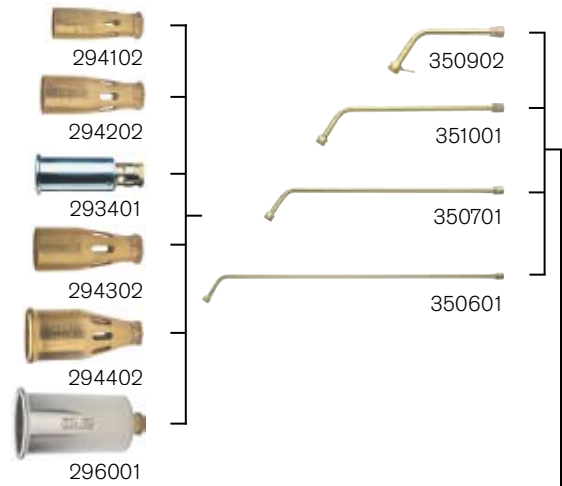
256200

701630

701720

702070

Roofing work



294102

294202

293401

294302

294402

296001


350902

351001

350701

350601

Burner kits with Pro 88 handle



SIEVERT®
TITANIUM

344441

346041

346051

356001

356101

356201

356301

Propane hoses

Ø 5mm



Regulator connection:
BSP 3/8" LH



700001



2000



2012

Regulator connection:
Shell, POL, DIN Kombi, Italian



Large cylinder

Art no	Product Group	Page	Art no	Product Group	Page	Art no	Product Group	Page
2000	Refillable cylinders	30	305404	Hose failure valves	32	334501	Promatic	15
2012	Refillable cylinders	30	305405	Hose failure valves	32	334791	Promatic	12
213551	Powerjet	26	305406	Hose failure valves	32	334891	Promatic	12
219301	Powerjet	26	305409	Hose failure valves	32	334990	Promatic	13
220383	Disposable cartridges	30	306111	Regulators	33	335002	Promatic	11
220483	Disposable cartridges	30	306112	Regulators	33	335102	Promatic	11
220583	Disposable cartridges	30	306115	Regulators	33	335302	Promatic	11
221093	Disposable cartridges	30	306119	Regulators	33	335602	Promatic	11
223001	Gardener	29	306311	Regulators	33	335890	Promatic	12
223511	Powerjet	26	306312	Regulators	33	335990	Promatic	13
229301	Handyjet & Jet	28	306314	Regulators	33	335991	Promatic	13
229401	Handyjet & Jet	28	306315	Regulators	33	336601	Promatic	9
233511	Powerjet	26	306319	Regulators	33	344441	Pro 88/86	20
293401	Pro 88/86	20	306961	Regulators	33	346041	Pro 88/86	20
294102	Pro 88/86	19	306962	Regulators	33	346051	Pro 88/86	21
294202	Pro 88/86	20	308111	Regulators	33	348641	Pro 88/86	17
294302	Pro 88/86	20	308115	Regulators	33	348841	Pro 88/86	17
294402	Pro 88/86	20	308311	Regulators	33	349241	Pro 88/86	23
295501	Pro 88/86	23	308315	Regulators	33	350101	Pro 88/86	18
296001	Pro 88/86	20	309121	Regulators	33	350601	Pro 88/86	18
297002	TH 1650	41	309122	Regulators	33	350701	Pro 88/86	18
297102	TH 1750	41	309124	Regulators	33	350902	Pro 88/86	18
297305	TH 1650	41	309129	Regulators	33	351001	Pro 88/86	18
297320	TH 1650	41	309162	Regulators	33	351102	Pro 88/86	18
297340	TH 1650	41	309165	Regulators	33	351703	Pro 88/86	18
297405	TH 1650	41	309175	Regulators	33	352403	Pro 88/86	19
297410	TH 1650	41	309195	Regulators	33	352503	Pro 88/86	19
297428	TH 1650	41	309215	Regulators	33	352890	Pro 88/86	23
297440	TH 1650	41	309221	Regulators	33	352990	Pro 88/86	23
297501	TH 1650	41	309222	Regulators	33	353001	Accessories	31
298101	Pro 88/86	22	309225	Regulators	33	356001	Pro 88/86	21
298201	Pro 88/86	22	309229	Regulators	33	356101	Pro 88/86	21
298601	Pro 88/86	22	309281	Regulators	33	356202	Pro 88/86	21
299001	TW 5000	39	309345	Regulators	33	356301	Pro 88/86	21
299005	TW 5000	39	309399	Regulators	33	356401	Pro 88/86	21
299047	TW 5000	39	309971	Regulators	33	356501	Pro 88/86	21
299101	TW 5000	39	333331	Promatic	10	361008	GWD	35
299147	TW 5000	39	333401	Promatic	12	361108	GWD	35
299301	TW 5000	39	333501	Promatic	11	361208	GWD	35
305401	Hose failure valves	32	333601	Promatic	11	393802	Pro 88/86	19
305402	Hose failure valves	32	334001	Promatic	10	393902	Pro 88/86	19
			334191	Promatic	12	394002	Pro 88/86	19
			334301	Promatic	10	394102	Pro 88/86	19
			334401	Promatic	10	415061	Accessories	31

Art no	Product Group	Page	Art no	Product Group	Page
416061	Accessories	31	799030	TW 5000	39
645000	Hose failure valves	32	799035	TW 5000	39
700001	Accessories	31	799035	TW 5000	39
700300	Promatic	14	799047	TW 5000	39
700350	Promatic	14	799047	TW 5000	39
700400	Promatic	14	799070	TW 5000	39
700500	Promatic	14	799070	TW 5000	39
700992	GWD	35	799080	TW 5000	39
701002	GWD	35	799080	TW 5000	39
701012	GWD	35	799105	TW 5000	39
701501	Hoses	37	799105	TW 5000	39
701630	Pro 88/86	23	799130	TW 5000	39
701720	Pro 88/86	23	799130	TW 5000	39
702070	Pro 88/86	23	870201	Powerjet	27
708121	Pro 88/86	23	870401	Powerjet	27
708971	Hose nipples	34	870601	Powerjet	27
709180	Hose nipples	34	870801	Powerjet	27
709621	Hose nipples	34	871001	Powerjet	27
715161	Hose nipples	34	884104	Accessories	31
716941	Promatic	15	884204	Pro 88/86	28
717000	Hose nipples	34	884301	Promatic	15
717020	Hose nipples	34	884401	Handyjet & Jet	28
717031	Accessories	31	884601	Handyjet & Jet	28
717241	Promatic	15			
717271	Pro 88/86	22			
717321	Hoses	34			
717331	Hose nipples	34			
717341	Hoses	34			
717431	Hoses	34			
720100	Promatic	15			
720730	Manometer	33			
720740	Accessories	31			
722001	Hose nipples	34			
730470	Accessories	31			
754206	Connections	36			
754210	Connections	36			
769200	Accessories	31			
770044	Pro 88/86	18			
770067	Connections	34			
770082	Connections	34			
770512	Connections	34			
799001	TW 5000	39			
799005	TW 5000	39			
799007	TW 5000	39			

SIEVERT®

Swedish design and quality since 1882.



www.cablejoints.co.uk or www.heatracing.co.uk
Thorne and Derrick UK
Tel 0044 191 490 1547 Fax 0044 191 477 5371
Tel 0044 117 977 4647 Fax 0044 117 9775582
www.thorneandderrick.co.uk