



Portable & Rechargeable Lighting 2012 Catalogue



AREA LIGHTING

Rechargeable Area Lighting Units

The Samalite Area Lighting Units are a uniquely versatile maintenance-free lighting system. Providing one of the most Powerful, Compact, Ultra-lightweight searchlights and hands-free floodlighting available today, using the latest environmentally friendly state of the art LED and Lithium-Ion Battery technologies.

Each Samalite HD200 is heat, water and fuel resistant with a high impact polyurethane body and shatterproof polycarbonate lenses.

There are three Area Lighting models: Samalite ALU2000Li, Samalite ALU4000Li, Samalite ALU2000/4000Li

All three models have the following benefits:

- Maintenance free Lithium-Ion rechargeable battery
- High performance Cree LED's 50,000hours life
- High Impact Polyurethane casing
- Shatterproof Polycarbonate lenses
- Tough Compact Ultra-lightweight ergonomic design
- Rated IP65 - fully weather proof
- Detachable Telescopic Floodlight
- Floodlight with true 180 degree anti-glare beam
- High powered Spot beam with peripheral light
- Spot and Flood can be used simultaneously
- Rapid deployment and silent operation
- No Emissions
- No Hazardous cables or generators
- Low operating temperatures
- Recharge from mains AC or vehicle DC
- Accessories available to enhance versatility of product



Samalite ALU2000Li

Specification:

Dimensions: L 21 x W 13 x H 17cm

(L 8½ X W 5¼ X H 6¾ inch)

Weight: 1.4kg (3lbs)

Battery: Lithium-Ion

LEDs fitted throughout

Main beam: 850-metre

High Powered Spot beam

High 850 Lumens 10+ Hours

Middle 500 Lumens 15+ Hours

Low 250 Lumens 29 Hours

Detachable telescopic floodlight

LED Floodlight:

High 2100 Lumens 7½ Hours

Middle 1250 Lumens 11 Hours

Low 850 Lumens 15 Hours

Recharge time 6 Hours

Used by:

MOD, Police, Utilities, Air Ambulance, Emergency Services, Search and Rescue, Railways, Rapid Response Units, Security & Maintenance Services, and Forensics (Scenes of Crime).



The Samalite ALU2000Li comes complete with torch lighting unit, telescopic flood light attachment, mains charger and 10 amp spare safety fuse.

Available in Yellow or Black

NATO Stock No. 6230-99-819-0704

Samalite ALU4000Li

Specification:

Dimensions: L 21 x W 13 x H 17cm

(L 8½ X W 5¼ X H 6¾ inch)

Weight: 1.8kg (3.95lbs)

Battery: Lithium-Ion

LEDs fitted throughout

Main beam: 850-metre

High Powered Spot beam

High 850 Lumens 10+ Hours

Middle 450 Lumens 15+ Hours

Low 250 Lumens 29 Hours

Detachable telescopic floodlight

LED Floodlight:

High 4000 Lumens 8+ Hours

Middle 3000 Lumens 11 Hours

Low 1500 Lumens 15 Hours

Recharge time 10 Hours

Applications: Emergency lighting, Road side accidents, Crime Scenes,
Tunnel and Track Inspections, Security and Maintenance Services



The Samalite ALU4000Li comes complete with torch lighting unit, telescopic flood light attachment, mains charger and 10 amp spare safety fuse.

Available in Yellow or Black

NATO Stock No. 6230-99-330-2749



Samalite ALU2000/4000Li

Specification:

Dimensions: L 21 x W 13 x H 17cm

(L 8½ X W 5¼ X H 6¾ inch)

Weight: 1.75kg (3.85lbs)

Battery: Lithium-Ion

LEDs fitted throughout

Main beam: 1000-metre

High Powered Flood beam

High 2300 Lumens 5+ Hours

Middle 1500 Lumens 8 Hours

Low 1000 Lumens 11 Hours

Detachable telescopic floodlight

LED Floodlight:

High 4000 Lumens 5 Hours

Middle 3000 Lumens 8 Hours

Low 1500 Lumens 11 Hours

Recharge time mains 6 Hours

Applications: Emergency Lighting, Mountain, Sea & River Search and Rescue, Road Side Accidents, Crime Scenes,
Overhead Line inspection, Tunnel and Track Inspections, Security and Maintenance Services, Crowd Control
(using strobe).



The Samalite ALU2000/4000Li comes complete with torch lighting unit, telescopic flood light attachment, mains charger and 10 amp spare safety fuse.

Available in Yellow or Black

NATO Stock No. 6230-99-471-6463



HEAD TORCHES

State of the art headlamps, using high powered LEDs and Lithium-Ion power batteries, creating even brighter, longer run times and a massive weight reduction.

Small Li-Ion batteries can be carried on the headband with a total weight of 355g or on a waist belt using the supplied extension cable or fitted to a hard hat.

For extended runtimes, the dual Lithium Ion batteries or 13A Nickel Metal Hydride battery powerbelt are ideal.

These versatile and robust head torches are excellent for Rescue services, scenes of crime, railways, maintenance crews, security companies, underground workers, and also offer instant long lasting light for leisure use.

Choose from three types of beam (Spot, Flood or Wide) Image showing the different types of beam at the back of this catalogue.

Samalite Powerbelt

The adjustable rigid powerbelt, made from heavy-duty nylon with quick release buckle, carries the Samalite power-pack using the new lightweight, environmentally friendly Nickel Metal Hydride batteries, installed in a robust IP65 (curved for comfort) case. The belt can also carry a range of other essential items. Powerbelt comes complete with "intelligent" mains charger that is designed to look after and prolong the life and running times of the batteries.

SAMALITE HL600F-L

This headlamp offers a long-range large floodlight beam and will light up areas up to 250 metres away. It has a powerful 850 Lumen LED with three brightness levels.

The small Li-Ion battery can be carried on its headband with a combined weight of only 355g, or on a waist belt using the supplied extension cable or fitted to a hard hat.

The HL600F can be purchased with either Li-Ion batteries or Samalite 13amp Powerbelt for extended run times of 10½ hours on high, 15½ hours Medium and 29 hours on Low.



These are ideal for rescue services, scenes of crime, railways, maintenance crews, security companies and underground workers but also offer instant, long lasting light for leisure use.

[SAMALITE HL600F13](#) (comes with 13AH Nickel Metal Hydride battery on Powerbelt)

[SAMALITE HL600F9](#) (comes with 9AH Nickel Metal Hydride battery on Powerbelt)



SPECIFICATIONS

LUMENS OUTPUT AND RUNNING TIMES

BATTERY SIZE	WEIGHT grams.	HIGH 850 lumens	MEDIUM 500 lumens	LOW 250 lumens
Li-Ion5	205g	4½ Hrs	6½ Hrs	10 Hrs
BPNM9	800g	7½ Hrs	10 Hrs	17 Hrs
BPNM13	1200g	10½ Hrs	15½ Hrs	29 Hrs

SAMALITE HL600W & HL1300W

Lightweight weatherproof headset only 150g
 Tough ergonomic polypropylene headband
 Ventilation slots to prevent sweating
 Anti-glare lens
 Adjustable straps for maximum comfort
 Light adjustable up and down
 Shatterproof polycarbonate lens
 No replacement bulbs to buy
 High Powered LED with a massive 1400 lumen output
 Lightweight Lithium-Ion battery carried on headband
 Extension lead for carrying battery on waist belt
 Double your run time with Dual Battery Kit
 Lightweight Lithium-Ion or Non-memory Nickel Metal Hydride battery
 Intelligent mains charger, can be left on continuous charge
 Interchangeable Heads, either Spot, Flood or Wide beam



SAMALITE HL600W-L (comes with Li-Ion battery)

This unique weatherproof headlight with it's powerful 700 LUMEN LED gives a 180-degree wall of bright light and all round vision, ensuring maximum safety.

SAMALITE HL600W13 (comes with 13amp Powerbelt)

SAMALITE HL600W9 (comes with 9amp Powerbelt)

SAMALITE HL1300W13 (comes with 13amp Powerbelt)

Developed for high powered flood-lighting with an incredible 1400 LUMEN LED with three brightness levels. Built with the same high standard specification and features as the Samalite HL600W, but designed to be used with the 13amp Samalite Powerbelt, giving 6 hours on high, 8½ hours middle and 11 hours on low setting. AWESOME POWER !

SAMALITE HL1300W-DL (comes with Dual Li-Ion battery)

For ultra lightweight high powered flood-lighting with three brightness levels.

Combined Li-Ion batteries total runtimes are giving 5½ hours on high, 8 hours middle and 10 hours on low setting.

These are ideal for rescue services, scenes of crime, railways, maintenance crews, security companies and underground workers but also offer instant, long lasting light for leisure use.

LUMENS OUTPUT AND RUNNING TIMES

BATTERY SIZE	WEIGHT grms.	HL600W			HL 1300W		
		HIGH 700 lumens	MEDIUM 450 lumens	LOW 200 lumens	HIGH 1400 lumens	MEDIUM 800 lumens	LOW 450 lumens
Li-Ion5	205g	4½ Hrs	6½ Hrs	10 Hrs	2¾ Hrs	3½ Hrs	4¾ Hrs
BPNM9	800g	7½ Hrs	10 Hrs	17 Hrs			
BPNM13	1200g	10½ Hrs	15½ Hrs	29 Hrs	6 Hrs	8½ Hrs	11 Hrs



Samalite Flood Lighting and Portable Lighting

The Samalite HD200 is a uniquely versatile lightweight rechargeable lighting system, providing one of the most powerful torches and hands-free floodlighting available. The HD200 Lead Acid model will operate 12-volt equipment anywhere.

Each Samalite HD200 is IP65 rated, heat, water and fuel resistant with a high impact polyurethane body and shatter-proof polycarbonate lenses.

There are 3 HD200 models to choose from: HD200LED1400 Lead Acid; Samalite HD200NM6; Ultralight LED

SAMALITE HD200LED1400LA

Used by:

MOD, Police, Utilities, Railways, Paramedics, Maintenance and Security, Farmers, Vets and Fisherman.

Applications:

Emergency Power and Lighting.

Used in Stables, Barns and Storm Shelters, Camping, Boating, Leisure and General Use.

12-Volt Power Pack Uses:

Back up Ship to Shore Radio, GPS, Fishfinders, Aerator pump, Portable, TV, Soldering Irons, Laptops, Air compressors, Charging portable, Batteries, Power small inverters, Tools and most 12-volt equipment.

Specification:

Dimensions: L 21 x W 13 x H 17cm

Flood Extends: 48.5 - 89.5cm

Weight: 3.4Kilos

Battery: 12v Sealed Lead Acid

12-volt DC Power output max 10 amps

Bulbs fitted on torch: Tungsten Quartz Halogens

Main beam: 500-metre beam

Super 20w 450 Lumens 3 ½ Hours

Dipped light: Standard 10w

160 lumens 8 Hours

Detachable telescopic floodlight

LED Floodlight:

High 700 Lumens 10 Hours

Middle 450 Lumens 15 Hours

Low 250 Lumens 29 Hours

Recharge Time: Mains 8 Hours

Vehicle recharge approx 1-2 Hours.

The Samalite HD200 Lead Acid comes complete with torch power/lighting unit, telescopic LED flood light attachment, mains charger, vehicle charging lead, 12-volt DC accessory lead and 10 amp spare safety fuse.

Available in Yellow or Black

NATO Stock No. 6230-99-514-4591



SAMALITE HD200LED1400LA

NATO Stock No. 6230-99-514-4591

HD200 kit as above but with a more powerful LED floodlight.

Floodlight: LED 1400 Lumens

High 1400 Lumens 6+ hours,

Middle 750 Lumens 8½ hours,

Low 450 Lumens 11 hours.



SAMALITE HD200 Ultralight LED

Ultra-Lightweight Lighting System providing continuous light for up to 10 Hours

Non-memory maintenance free battery

Hands-free, detachable telescopic floodlight

Intelligent mains charger

Recharging from Vehicle

Can be left on continuous mains charge

Used by:

Emergency Air Units, Paramedics, Police,

Utilities, Railways, Vets, Farmers,

Stable Hands, Fishermen.

Applications:

Maintenance work, Stable and Barn lighting,

used when Lambing and Calving,

Finding Animals a field away,

Lighting for Storm Shelters,

Hunting, Leisure and for general use

Specification:

Dimensions: L 21 x W 13 x H 17cm

Flood Extends: 48.5 - 89.5cm

Weight: 1.2Kilos

Battery: Lithium-Ion

LEDs fitted throughout

LED Torch Main beam: 850-metre beam

High 850 Lumens 4½ Hours,

Middle 450 Lumens 6½ Hours,

Low 250 Lumens 10 Hours.

Detachable telescopic floodlight

Floodlight: LED

High 700 Lumens 4½ Hours,

Middle 450 Lumens 6½ Hours,

Low 250 Lumens 10 Hours.


Recharge Time: Mains 5 Hours.

Vehicle Recharge Time: 4+ Hours.



The Samalite HD200 Ultralight LED comes complete with torch lighting unit, telescopic flood light attachment, mains charger, vehicle charger and 10 amp spare safety fuse.

Available in Yellow or Black



SAMALITE HD200NM6 LED

This high performance light comes complete with the 6-volt Nickel Metal Hydride environmentally friendly battery and LEDs.

Each Samalite HD200 is IP65 rated, heat, water and fuel resistant with a high impact polyurethane body and shatterproof polycarbonate lenses.

Features:

Now with High Powered LED Torch and LED Floodlight

Industrial Lightweight unit

Continuous light for up to 29 hours

Non-memory maintenance free battery

Hands-free, detachable telescopic floodlight

Intelligent mains charger

Can be left on continuous mains charge

Used by:

MOD, Police, Utilities, Railways, Paramedics, Maintenance and Security, Farmers, Vets and Fisherman.

Applications:

Emergency Lighting.

Used in Stables, Barns and Storm Shelters,

Camping, Boating, Leisure and general Use.

Specification:

Dimensions: L 21 x W 13 x H 17cm

(L 8½ X W 5¼ X H 6¾ inch)

Flood Extends: 48.5 – 89.5cm (19 - 35 inch)

Weight: 1.75Kilos (3.85lbs)

Battery: Nickel Metal Hydride

LEDs fitted throughout

Main beam: LED 850-metre beam

High 850 Lumens 10 Hours,

Middle 450 Lumens 15 Hours,

Low 250 Lumens 29 Hours.

Detachable telescopic floodlight

Floodlight: LED

High 1400 Lumens 6+ Hours,

Middle 750 Lumens 8½ Hours,

Low 450 Lumens 11 Hours.

Recharge Time: Mains 8 Hours.



The Samalite HD200NM6 LED comes complete with torch lighting unit, telescopic flood light attachment, mains charger and 10 amp spare safety fuse.

Available in Yellow or Black



Samalite Searchlights

Rechargeable Lightweight Searchlights

The New Samalite maintenance-free LED Rechargeable Searchlight range, provides some of the most powerful torches for industry or leisure in the world.

Each Samalite Searchlight is IP65 rated, heat, water and fuel resistant with a high impact polyurethane body and shatterproof polycarbonate lenses.

There are 3 models of searchlight to choose from.: SL850LiS (with spot beam), SL850LiF (with flood beam), SL2000 (with more powerful flood beam).

To see the differences between the spot and flood beam please see the inside back page of this catalogue.

SL850LiS

This amazing new LED Ultra-lightweight High Powered Searchlight weighs in at only 980g using the latest Lithium-Ion battery technology.

Ideal for long range search activity.

Used by:

MOD, Police, Utilities, Search and Rescue, Railways, Security and Inspection teams, Industry and general use.

Specification:

Dimensions: L 21 x W 13 x H 17cm

(L 8½ X W 5¼ X H 6¾ inch)

Weight: 980g (2.16lb)

Battery: Lithium-Ion

Main beam: LED 850-metre beam

High 850 Lumens 4½ Hours

Middle 450 Lumens 6½ Hours

Low 250 Lumens 10 hours

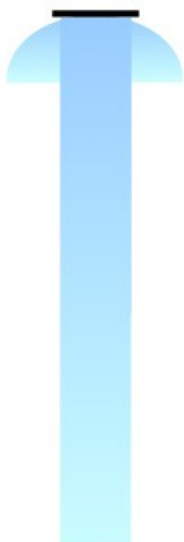
Charge time 5 hours.



The Samalite SL850LiS comes complete with mains charger and 10 amp spare safety fuse.

Available in Yellow or Black

Spot Beam



SL850LiF

This amazing new LED Ultra-lightweight High Powered Searchlight weighs in at only 980g using the latest Lithium-Ion battery technology.

Each Samalite Searchlight is IP65 rated, heat, water and fuel resistant with a high impact polyurethane body and shatterproof polycarbonate lenses.

Ideal for Security and Inspection work

Used by:

MOD, Police, Utilities, Search and Rescue, Railways, Security and Inspection teams, Industry and general use.

Specification:

Dimensions: L 21 x W 13 x H 17cm

(L 8½ X W 5¼ X H 6¾ inch)

Weight: 980g (2.16lb)

Battery: Lithium-Ion

Main beam: LED Flood beam

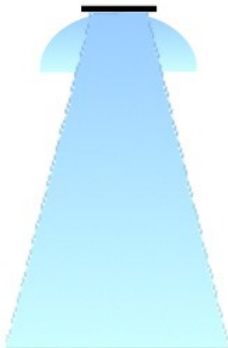
High 850 Lumens 4½ Hours

Middle 450 Lumens 6½ Hours

Low 250 Lumens 10 hours

Charge time 5 hours.

Flood Beam



The Samalite SL850LiF comes complete with mains charger and 10 amp spare safety fuse.

Available in Yellow or Black



SL2000Li

This amazing new High Powered LED Searchlight weighs in at only 1.6kg using the latest LED and lithium-Ion battery technology.

Ideal for searching large areas and distances.

Each Samalite Searchlight is IP65 rated, heat, water and fuel resistant with a high impact polyurethane body and shatterproof polycarbonate lenses.

Used by:

MOD, Police, Utilities, Search and Rescue, Railways.

Applications:

Mountain, Sea and River Search and Rescue,
Overhead Line Inspections,
Tunnel and Track Inspections,
Security and Maintenance Services,
Crowd control (using strobe)

Specification:

Dimensions: L 21 x W 13 x H 17cm

(L 8½ X W 5¼ X H 6¾ inch)

Weight: 1.6kg (3 ½lb)

Battery: Lithium-Ion

Main beam: LED 1000-metre beam

High 2300 Lumens 5+ hours

Middle 1500 Lumens 8 Hours

Low 1000 Lumens 11 hours

Charge time 6 hours.

Optional: High, Medium, Strobe.



The Samalite SL2000Li comes complete with mains charger and 10 amp spare safety fuse.

Available in Yellow or Black



ACCESSORIES

Accessories for HD200's, Area Lighting and Searchlights

SAMALITE FH700LEDLA LED FLOOD HEAD UPGRADE for HD200 Lead Acid New

LED 700 Lumens Flood Head will greatly increase light output and run times.
High 700 Lumens, 10.5hrs, Middle 400 Lumens 15.5hrs, Low 200 Lumens 29hrs.

SAMALITE FH1400LEDLA LED FLOOD HEAD UPGRADE for HD200 Lead Acid

LED 1400 Lumens Flood Head will greatly increase light output and run times.
High 1400 Lumens 6hrs, Middle 750 Lumens 8.5hrs, Low 450 Lumens 11hrs.

SAMALITE FH1400LEDNM6 LED FLOOD HEAD UPGRADE for HD200NM6

LED 1400 Lumens Flood Head will greatly increase light output and run times.
High 1400 Lumens 6hrs, Middle 750 Lumens 8.5hrs, Low 450 Lumens 11hrs.



Flood Head Upgrade



HD211 Storage/charging case

SAMALITE HD211 STORAGE/CHARGING CASE

NATO Stock No. 6210-99-448-8213

A tough polypropylene, foam filled case, allowing storage of lamp and attachments, and enabling you to charge the unit while it is being stored or transported.

SAMALITE HD212 CANVAS HOLDALL,

Water resistant, polyester holdall with rubber base and shoulder strap, comes with compartments for the lamp and attachments which can be operated while in holdall, available in yellow or green with reflective safety strips to sides.



HD212 Canvas Holdall

SAMALITE HD213 VEHICLE STORAGE CHARGING BRACKET

(Only for HD200 Lead Acid battery) Available in Yellow or Black.

Bracket can be mounted to a flat surface by either base or side wall. Wired directly to your vehicle's power source via ignition switch, recharging in approx 1-2 hours while vehicle is running. For 24-volt vehicles a Samalite 24-volt regulator will be required (also available through SMP Electronics).



HD213B Storage Bracket

SAMALITE HD213B VEHICLE STORAGE BRACKET

Bracket can be mounted to a flat surface by either base or sidewall.
Available in Yellow or Black

SAMALITE VCNN6 CAR CHARGER for 6v HD200NM6 or T6NM13

Designed with the latest switch-mode voltage regulation techniques and including the same 'Intelligent' charging circuit used in our chargers. Suitable for 12-volt or 24-volt vehicles.

SAMALITE CCLA12 -12-Volt Car charging lead for 12V HD200 only

SAMALITE VCLi-5P -Vehicle charger for Li-Ion HD200 Ultralight LED or SL850Li range

SAMALITE VCLi12.6 -Vehicle Charger for Li-Ion ALU2000Li ; ALU4000Li ; ALU 2000/4000Li or SL2000Li

SAMALITE VCLi-5 -Vehicle charger for other products with Li-Ion Batteries



VCLi12.6



VCLi-5

SAMALITE TS200 HD200 TRIPOD STAND

Lightweight Sturdy Aluminium stand with lockable height adjustment.
Height adjustable from 1.05m to 2.8m (with HD200) weighing only 2.5kg
Comes complete with Bracket and Transport Bag, and can be used with any HD200, Area Lighting Unit or Searchlight.

SAMALITE TS200TB HD200 TRIPOD STAND with Tilting Bracket

NATO Stock No. 6230-99-819-0796

Lightweight Sturdy Aluminium stand with lockable height adjustment.
Height adjustable from 1.05m to 2.9m (with HD200) weighing only 3.3kg
Comes complete with unique 180 degree Tilting Bracket and Transport Bag, and can be used with any HD200, Area Lighting Unit or Searchlight.



TS200TB



SAMALITE HD218 12volt DC STEP DOWN REGULATOR

Enables Samalite HD200 to power lower voltage equipment from 12v, 9v, 7.5v, 6v, 4.5v, 3v, 1.5v.
Six right-angled adapter plugs included.

Spares, parts, upgrades, servicing and repairs for all Samalites is also available. Please call 01276 855 166 for information, advice and pricing.

Accessories for Head Torches

HL122 -STORAGE/CHARGING CASE for Head Torch and Accessories



HL122

HHC -HARD HAT CLIPS (SET of 3)



HHMB -HARD HAT MOUNTING BRACKET COMPLETE for Flat fronted hats

HHMBC -HARD HAT MOUNTING BRACKET COMPLETE for Curved hats

MK7HHMBS -Mk7 Vented HARD HAT with mounting BRACKET COMPLETE



MK7HHMBS



HHMB

LED HEAD TORCH UPGRADES

HL600FHS -HL600F LED LIGHT HEAD SET COMPLETE with STRAPS (FLOOD)

HL600WHS -HL600W LED LIGHT HEAD SET COMPLETE with STRAPS (WIDE)

HL1300WHS -HL1300W LED LIGHT HEAD SET COMPLETE with STRAPS (WIDE)



HL1300WHS

Samalite Powerbelt



The adjustable rigid powerbelt, made from heavy-duty nylon with quick release buckle, carries the Samalite powerpack using the new lightweight, environmentally friendly Nickel Metal Hydride batteries, installed in a robust IP65 (curved for comfort) case. The belt can also carry a range of other essential items. Powerbelt comes complete with "intelligent" mains charger that is designed to look after and prolong the life and running times of the batteries.

Accessories for Head Torches (cntd)

EXLEAD -EXTENSION LEAD from Li-Ion Battery to LED Head torch

EXCONLEAD -EXTENSION CONVERSION LEAD from 6v Nickel Metal Hydride Battery to LED Head Torch

Li-Ion5 -Lithium-Ion 5amp Battery in Pouch

MCLi-iON -MAINS CHARGER for Li-Ion5 Battery



Li-Ion battery in pouch

6V BATTERIES: LIGHTWEIGHT NICKEL METAL HYDRIDE

BPNM9 -9AH CURVED WITH INLINE FUSE and SOCKET

BPNM13 -13AH CURVED WITH INLINE FUSE and SOCKET

6V MAINS CHARGERS

MCNN6 -6V NICKEL METAL HYDRIDE INTELLIGENT CHARGER



MCNN6

6V VEHICLE CHARGER

VCNN6 -6V VEHICLE CHARGER



VCNN6

HL100 HEAD SETS

HLWHS -HL100W LIGHT HEAD SET COMPLETE with STRAPS (WIDE)

HLFHS -HL100F LIGHT HEAD SET COMPLETE with STRAPS (FLOOD)

HLSHS -HL100S LIGHT HEAD SET COMPLETE with STRAPS (SPOT)

HLWH -HL100W LIGHT HEAD ONLY for interchanging to "W" WIDE

HLFH -HL100F LIGHT HEAD ONLY for interchanging to "F" FLOOD

HLSH -HL100S LIGHT HEAD ONLY for interchanging to "S" SPOT



HLFHS

BULBS


B6W6 -SUPER BULB 6V X 6W (120 lumens)

B10W6 -SUPER BULB 6V X 10W (210 lumens)

B15W6 -SUPER BULB 6V X 15W (300 lumens)

B20W6 -SUPER BULB 6V X 20W (475 lumens)

B30W6 -SUPER BULB 6V X 30W (765 lumens)




B20W6

If the product, part or accessory that you require is not listed in this catalogue, please telephone 01276 855 166 and let us know

Different types of beam


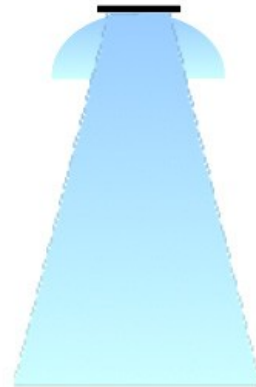
SPOT BEAM



WIDE 180° BEAM



FLOOD 35° BEAM



Spot and flood beam shots

SMP Electronics is committed to providing high quality products and services for its customers. As part of this commitment, we work hard to achieve recognised international standards as well as meeting the high requirements set by industry qualification schemes.



SAMALITE™ *Lighting Products*



WWW.CABLEJOINTS.CO.UK
THORNE & DERRICK UK
TEL 0044 191 490 1547 FAX 0044 477 5371
TEL 0044 117 977 4647 FAX 0044 977 5582
WWW.THORNEANDDERRICK.CO.UK