



Pilot Cables



Application

Pilot cables are used for control, protection, signalling, telecommunications and data transmission purposes associated with power distribution and transmission systems.

Such systems are mainly operated by the electrical supply industry and similar applications occur in many industrial systems.

Pilot cables are insulated with special materials which are designed to protect them from the danger of induced voltages coming from other cable circuits in close proximity (for example, faults in high voltage power cable circuits). An over voltage in the pilot cable cores may compromise alarm systems, prevent the proper operation of

Benefits

> High Transmission Performance

- Ensures high transmission characteristics (low capacitance, attenuation and cross-talk) over a very wide range of frequencies.
- Allows future technological upgrade of auxiliary systems (e.g., higher working frequency or higher bit rate).

> Multifunctionality

- Provides controlling, instrumentation and telecommunication services.
- Permits integration with interstitial fibre optic cables.
- Allows Utilities to grow their business to encompass further services.

> Power System Integrity

- Preserves the HV system from electrical fault "chain effects" and permanent damage.
- Reduces HV system maintenance and repair costs.

> Customised Cable Engineering

- Technical assistance and pilot cable specification based on the customer's requirements.
- Customised lengths for specific installation requirements.
- Pilot cable testing based on proprietary facilities.

> Induced overvoltage control

- Avoids permanent damage from short-circuits on electronic equipment such as instrumentation, control and telecommunication systems, both at head-end terminals and substations.
- Reduces risk of electric shocks and injuries to people working on current maintenance and repairs.
- Fail-safe performance customised for the customer's specific electrical protection systems.



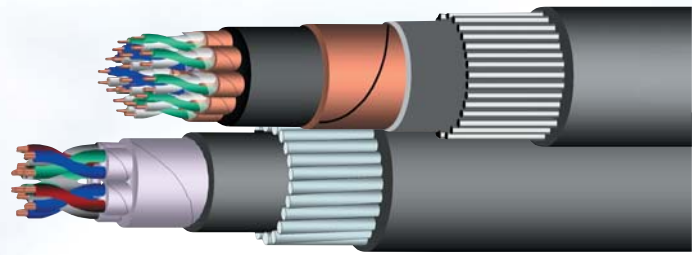
SAFE TRANSMISSION UNDER THE MOST SEVERE EMI CONDITIONS

protection equipment, resulting in severe damage to the power system.

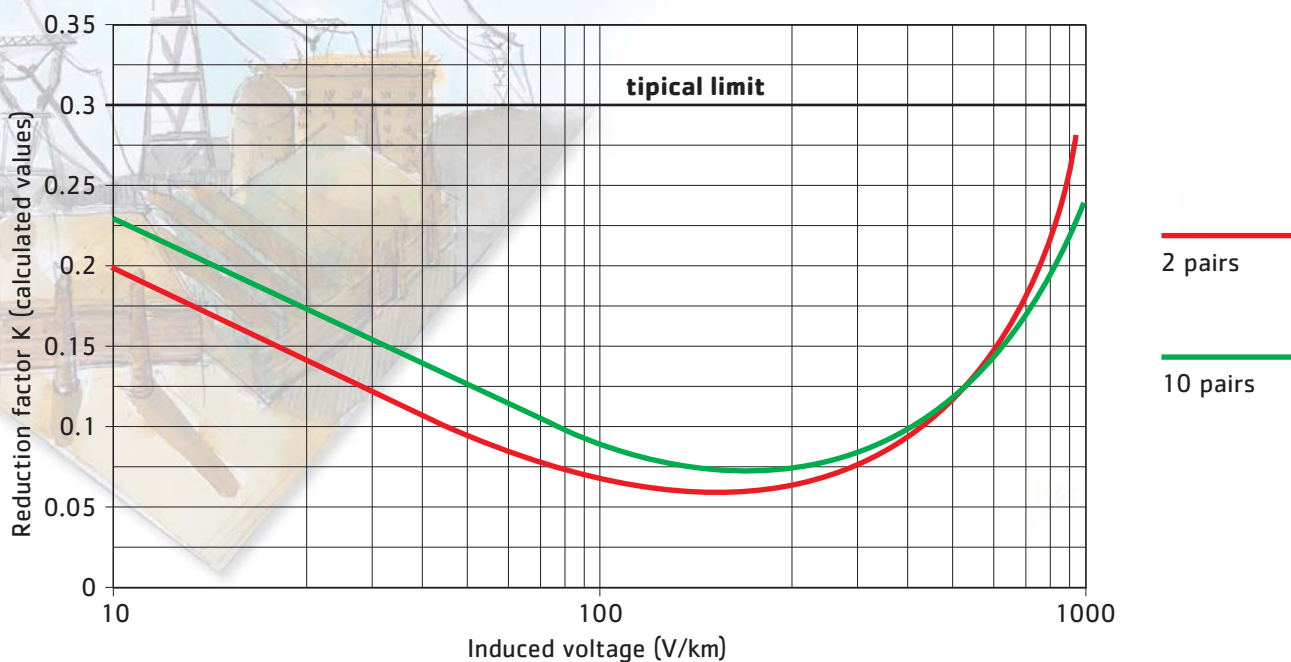
Technergy™ Pilot cables protect the system from dangerous induced voltages and EMC problems through different shielding types designed for specific operating conditions.

Screens provide a reduction factor that restricts the over voltage on the cable core up to 1/10th of the induced voltage (see the test plot, elsewhere in this brochure).

Technergy™ Pilot cables offer utilities, specifiers, contractors, system designers and installers the following benefits:



➤ Typical Intrinsic Reduction Factor at 50 Hz



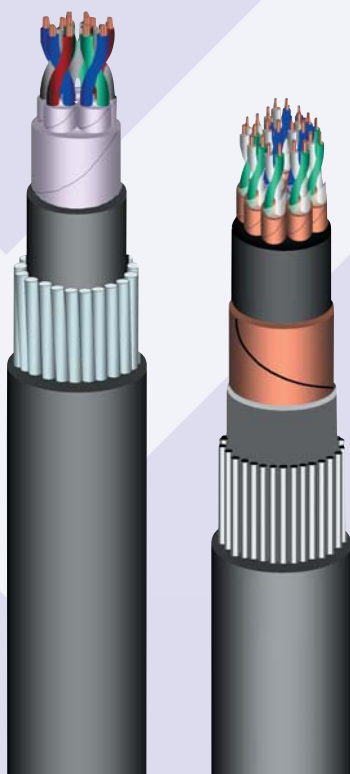
About us

Prysmian Cables & Systems is a world-class multinational company. Founded in 1872 as "Ditta Pirelli & C.", it has achieved a leading position for more than a century of operations in its two key international markets - "Energy Cables & Systems" and "Telecom Cables & Systems".

Prysmian Cables and Systems is the world's largest manufacturer of power and telecommunications cables, with 52 manufacturing facilities in 21 countries in five continents and a market share in excess of 10%.

Prysmian Energy Cables and Systems is a global solutions provider, offering a wide range of integrated solutions, such as cable systems, system design and engineering, project management, installation and post-sale services.

Prysmian Energy Cables and Systems concentrates on continuous product innovation and on achieving a competitive edge by focusing on research and development. This is done through Prysmian's own R&D centres and by co-operating with universities, scientific institutions and above all, our customers. Prysmian's world-wide organisation makes and delivers advanced technological solutions to customers anywhere in the world.



Prysmian's TECHNERGY integrated cabling solutions™ is one of the world's most comprehensive and technologically advanced answers to industry, infrastructure, contractors and OEM's specific requirements.

TECHNERGY integrated cabling solutions™ are designed and structured into twelve different product lines. Each of these offer tailored designs and added value solutions to the most diverse functional and environmental requirements in the following fields:

- > Trains
- > Marine
- > Oil & Gas
- > Plant & Petrochem
- > Mining & Tunnelling
- > Defence
- > Cranes & Mobile Equipments
- > Electro-Mechanical
- > Data & Communication
- > Transportation Infrastructures
- > Building & Civil Engineering
- > Power Plants

To find out more about the TECHNERGY integrated cabling solutions™, Prysmian Cables and Systems invites you to visit the web site: www.prysmian.com



Courtesy of Enel Distribuzione

Cable families at a glance

> PILOT CABLES 5 kV RATED: PE Insulated Al/PET or Copper Tape Collective Screen – Steel Wire Armoured or Double Steel Tape

Cable description

Conductor

Annealed plain copper solid conductor.

Insulation

Solid Polyethylene, nominal thickness $\geq 0,5$ mm.

Cabling element

Two insulated conductors uniformly twisted together to form a pair.

Pair Identification

According to BS 3573 tab. 3.

Cable Assembly

Pairs are assembled together in concentric layers.

Core wrapping

Non-hygroscopic tape applied over the cable assembly.

Collective Screen

Aluminium/polyester foil screen applied in continuous electrical contact with tinned copper drain wire (copper tape screen also available).

Inner Sheath

Black polyethylene.

Armouring

Galvanised steel wire or double steel tape.

Outer Sheath

Black flame retardant PVC sheath.

Electrical characteristics at 20 °C

D.C. conductor resistance

• 1,5 mm ² conductor	Max.	Ω/km	12,1
• 2,5 mm ² conductor	Max.	Ω/km	7,41

Minimum D.C. insulation resistance	Min.	M x km	10000
------------------------------------	------	--------	-------

Nominal

mutual capacitance at 800 Hz	nF/km	55
------------------------------	-------	----

Maximum capacitance

unbalanced pair to pair at 800 Hz	pF/500m	500
-----------------------------------	---------	-----

D.C. voltage test for 1 minute

• conductor/conductor	kV	7,5
• conductors/screen and armour	kV	7,5

Nominal attenuation at 1 kHz

• 1,5 mm ² conductor	dB/km	0,55
• 2,5 mm ² conductor	dB/km	0,45

Nominal impedance at 1 kHz

• 1,5 mm ² conductor	Ω	260
• 2,5 mm ² conductor	Ω	210

Conductor Size

Screening	Al/PET tape						COPPER tape					
	Steel Wires			Double Steel Tape			Steel Wires			Double Steel Tape		
n of pairs	ext. diam.	weight	lengths	ext. diam.	weight	lengths	ext. diam.	weight	lengths	ext. diam.	weight	lengths
	mm	kg/km	m	mm	kg/km	m	mm	kg/km	m	mm	kg/km	m
5	21	760	1000	19	535	1000	21	810	1000	19	570	1000
10	27	1305	1000	25	825	1000	27	1365	1000	25	880	1000
15	30	1605	1000	28	1110	1000	30	1680	1000	28	1170	1000
20	33	1930	1000	30	1335	1000	33	2020	1000	30	1410	1000
30	39	2780	1000	37	2070	1000	39	2880	1000	37	2150	1000

1.5 mm²

Conductor Size

Screening	Al/PET tape						COPPER tape					
	Steel Wires			Double Steel Tape			Steel Wires			Double Steel Tape		
n of pairs	ext. diam.	weight	lengths	ext. diam.	weight	lengths	ext. diam.	weight	lengths	ext. diam.	weight	lengths
	mm	kg/km	m	mm	kg/km	m	mm	kg/km	m	mm	kg/km	m
5	23	940	1000	21	660	1000	23	995	1000	22	710	1000
10	31	1640	1000	28	1125	1000	31	1715	1000	29	1185	1000
15	35	2130	1000	32	1485	1000	35	2225	1000	33	1595	1000
20	38	2760	1000	35	1860	1000	38	2835	1000	35	1940	1000
30	45	3720	500	43	2875	500	45	3830	500	43	2995	500

2.5 mm²

> PILOT CABLES 15 kV RATED: PE Insulated – Copper Tape Collective Screen – Steel Wire or Double Steel Tape Armour

Cable description

Conductor

Annealed plain copper solid conductor.

Insulation

Solid Polyethylene, nominal thickness $\geq 0,8$ mm.

Cabling element

Two insulated conductors uniformly twisted together to form a pair.

Pair Identification

According to BS 3573 tab. 3.

Cable Assembly

Pairs are assembled together in concentric layers.

Core wrapping

Non-hygroscopic tape applied over the cable assembly.

Collective Screen

Copper tape screen.

Inner Sheath

Black polyethylene.

Armouring

Galvanised steel wire or double steel tape.

Outer Sheath

Black flame retardant PVC sheath.

Electrical characteristics at 20 °C

D.C. conductor resistance

• 1,5 mm ² conductor	Max.	Ω/km	12,1
• 2,5 mm ² conductor	Max.	Ω/km	7,41

Minimum D.C. insulation resistance	Min.	M x km	10000
------------------------------------	------	--------	-------

Nominal

mutual capacitance at 800 Hz	nF/km	50
------------------------------	-------	----

Maximum capacitance

unbalanced pair to pair at 800 Hz	pF/500m	500
-----------------------------------	---------	-----

D.C. voltage test for 1 minute

• conductor/conductor	kV	15
• conductors/screen and armour	kV	22,5

Nominal attenuation at 1 kHz

• 1,5 mm ² conductor	dB/km	0,50
• 2,5 mm ² conductor	dB/km	0,40

Nominal impedance at 1 kHz

• 1,5 mm ² conductor	Ω	290
• 2,5 mm ² conductor	Ω	230

Conductor Size

Screening	COPPER tape					
Armouring	Steel Wires			Double Steel Tape		
n of pairs	ext. diam. mm	weight kg/km	lengths m	ext. diam. mm	weight kg/km	lengths m
5	26	1180	1000	23	745	1000
10	33	1730	1000	30	1155	1000
15	34	1975	1000	31	1385	1000
20	38	2570	1000	35	1710	1000
30	44	3345	500	41	1535	500

Conductor Size

Screening	COPPER tape					
Armouring	Steel Wires			Double Steel Tape		
n of pairs	ext. diam. mm	weight kg/km	lengths m	ext. diam. mm	weight kg/km	lengths m
5	28	1405	500	26	940	500
10	37	2320	500	34	1490	500
15	38	2710	500	35	1825	500
20	43	3265	500	40	2490	500
30	50	4650	500	47	3390	500

Cable design

Customised solutions

Main cable design elements	Main cable main features						
Insulation							
PE	<div></div>	<div></div>	<div></div>	<div></div>	<div></div>	<div></div>	<div></div>
PVC	<div></div>	<div></div>	<div></div>	<div></div>	<div></div>	<div></div>	<div></div>
Cabling							
Pairs	<div></div>	<div></div>	<div></div>	<div></div>	<div></div>	<div></div>	<div></div>
Water blocking							
Water swellable tape	<div></div>	<div></div>	<div></div>	<div></div>	<div></div>	<div></div>	<div></div>
Jelly	<div></div>	<div></div>	<div></div>	<div></div>	<div></div>	<div></div>	<div></div>
Screens							
Aluminium tape	<div></div>	<div></div>	<div></div>	<div></div>	<div></div>	<div></div>	<div></div>
Copper tape	<div></div>	<div></div>	<div></div>	<div></div>	<div></div>	<div></div>	<div></div>
Armouring							
Steel Wires	<div></div>	<div></div>	<div></div>	<div></div>	<div></div>	<div></div>	<div></div>
Steel Tapes	<div></div>	<div></div>	<div></div>	<div></div>	<div></div>	<div></div>	<div></div>
Outer sheath							
PE	<div></div>	<div></div>	<div></div>	<div></div>	<div></div>	<div></div>	<div></div>
PVC	<div></div>	<div></div>	<div></div>	<div></div>	<div></div>	<div></div>	<div></div>
<div><div></div> Strongly recommended</div> <div><div></div> Not recommended</div> <div><div></div> Recommended</div> <div><div></div> Not relevant</div> <div><div></div> Suitable</div>							
	Long distance connections	High Frequency	EMC	Pulling Strength	Impact Resistance	Rodent Resistance	Moisture Resistance
							Flame Retardancy

Prysmian Technergy is aware of the wide variety of customer demands; we manufacture a broad range of auxiliary cables covering both 5kV and 15kV levels of induced voltages, and providing each customer with numerous and easily customised alternatives.

The following options are available:

> INSULATION

Polyethylene or PVC; PE is recommended for long distance (>1km) and for High Frequency systems.

> CABLING

Multipair or multicore; multipair for instrumentation purposes and multicore for control purposes.

> SCREENS

Al/PET or copper tape screens; copper tape screens for a higher level of screening attenuation.

> ARMOURING

Galvanised steel wire or double steel tape; Wire for mechanical shocks and for pulling; Tape for crush and rodent resistance.

> OUTER SHEATH

Polyethylene (LDPE or HDPE) or PVC; PE for underground moisture resistance and PVC for flame retardance. Termite-proof additives also available.

References

Customer	End User
Siemens (Germany)	Department of Electrical Services (Brunei)
Total Engineering (Brunei)	Department of Electrical Services (Brunei)
Conspel (Abu Dhabi)	Water and Electricity Department (Brunei)
GEC (Brunei)	Department of Electrical Services (Brunei)
Heliopolis Electric (Abu Dhabi)	Water and Electricity Department (Abu Dhabi)
Total Engineering (Brunei)	Department of Electrical Services (Brunei)
HSE Engineering (Brunei)	Department of Electrical Services (Brunei)
Prolux (Singapore)	Civil Aviation Authority (Singapore)
Prolux (Singapore)	Port of Singapore Authority (Singapore)
Prolux (Singapore)	Ministry of Defense (Singapore)
Mahkota Techn./GIS Group (Brunei)	Department of Electrical Services (Brunei)
Heliopolis Electric (Abu Dhabi)	ADWEA (Abu Dhabi)

ARGENTINA

Prysmian Energía Cables y Sistemas de Argentina S. A.
Fábrica La Rosa, Av. da Argentina 6784
1439 Capital Federal
tel. +54 11 46302000
fax +54 11 46302100

AUSTRALIA

Prysmian Power Cables & Systems
Australia PTY LTD
1 Heathcote Road
Locked Bag 7042, Liverpool Business Centre 1871
NSW
tel. +61 2 96000 777
fax +61 2 96000 747

AUSTRIA

Prysmian OEKW GmbH
Lembockgasse 47A, 1230 Wien
tel. +43 1 866770
fax +43 1 86677109

BRAZIL

Prysmian Energia Cabos e Sistemas do Brasil S. A.
Av. Alexandre de Gusmao 145
09110-900 Santo André - SP
tel. +55 11 49984000
fax +55 11 49984811

CHINA

Prysmian Tianjin Cables Co. Ltd.
513, Huang He Road, Nankai District
Tianjin, 300112
tel. +86 22 2753 9679
fax +86 22 2753 3485

EGYPT

Prysmian Cables & Systems
8 Abd El Azim Aoudallah st. Hegaz sq.
Heliopolis - Cairo
tel. +20 2 2418557
fax +20 2 6381327

FINLAND

Prysmian Cables & Systems Oy
P.O. Box 13
FIN-02401 Kirkkonummi
tel. +358 10 77551
fax +358 9 2982204

FRANCE

Prysmian Energie Cables et Systèmes France s.a.
19, Avenue de la Paix - BP 712
Paron - 89100, Sens Cedex
tel. +33 3 86957769
fax +33 3 86957781

GERMANY

Prysmian Kabel und Systeme GmbH
Austrasse 99
96465 Neustadt bei Coburg
tel. +49 9568 93 2697
fax +49 9568 93 2527

HONG KONG

Prysmian Cable Systems Pte. Ltd.
Unit A, 18/F, China Overseas Building
139 Hennessy Road
Wanchai, Hong Kong
tel. +85 2 2827 8308
fax +85 2 2827 7212

HUNGARY

Prysmian MKM Magyar Hungarian Cable Works Co. Ltd.
Barázda u. 38
H-1116 Budapest
tel. +36 1 3822222
fax +36 1 3822202

INDONESIA

PT. Prysmian Cables Indonesia
Gedung BRI II, Suite 1502
Jln. Jend Sudirman No 44-46
Jakarta 10210
tel. +62 264 351222
fax +62 264 351780

ITALY

Prysmian Cavi e Sistemi Energia Italia Srl
Viale Sarca 222, 20126 Milano
tel. +39 02 6449 1
fax +39 02 6449 2931

MALAYSIA

Prysmian Cable Systems Pte. Ltd.
Lot 2 Jalan Kawat 15/18, 40702 Shah Alam
Selangor Darul Ehsan
tel. +60 3 5518 4575
fax +60 3 5511 9590

NETHERLANDS

Prysmian Cables and Systems B.V.
Schieweg 9, 2627 AN Delft
P.O. Box 495, 2600 AL Delft
The Netherlands
tel. +31 15 260 5260
fax +31 15 261 3808

NEW ZEALAND

Prysmian Cables & Systems
71 Hugi Johnson Drive, P.O. Box 12162
Penrose, Auckland
tel. +64 9 5251260
fax +64 9 5251262

NORTH AMERICA

Prysmian Cables & Systems North America
700 Industrial Drive
Lexington, SC 29072 - USA
tel. +1 803 9511130
fax +1 803 9511092

NORWAY

Prysmian Kabler og Systmer AS
P.O.Box 1384, N - 1401 Ski
tel. +47 64 915713
fax +47 64 915714

ROMANIA

Prysmian Cabluri si Sisteme SA
Soseaua Draganesti, Km. 4
0500 Slatina
tel. +40 49 435699
fax +40 49 433484

RUSSIA

Prysmian Cables and Systems
20/12, Str.1, Podsosenskiy Per.
Moscow 105062, Russia
tel. +7 095 933 7036
fax +7 095 933 7035

SINGAPORE

Prysmian Cable Systems Pte. Ltd.
No 4 Tuas Avenue 12. 3rd Storey
639047 Singapore
tel. +65 6862 9866
fax +65 6862 9877

SLOVAKIA

Prysmian Kablo s.r.o
Tovarenska 11
812 61 Bratislava
tel. +421 7 50211111
fax +421 7 52961773

SPAIN

Prysmian Cables y Sistemas S.L.
Carretera C-15, Km. 2
08800 Vilanova i la Geltrú (Barcelona)
tel. +34 93 811 6181
fax +34 93 811 6011

SWEDEN

Prysmian Kablar och System Ab
Gustavslundsvägen 141
P.O.Box 14147
SE-16714 Bromma
tel. +46 8 260416
fax +46 8 260413

TURKEY

Türk Prysmian Kablo ve Sistemleri A.S.
Buyukdere Caddesi No 117
34394 Gayrettepe, Istanbul
tel. +90 212 3551500
fax +90 212 2175810

U.A.E. (Dubai)

Prysmian Cables and Systems Middle East
P.O. Box 72125, Dubai
tel. +971 4 345 7870
fax +971 4 345 7101

UK

Prysmian Cables & Systems Limited
P. O. Box 6
Leigh Road
Eastleigh
Hampshire, SO50 9YE
tel. +44 2380 295555
fax +44 2380 295111

World Wide Excellence Center

tel. +39 02 6449 8108, fax +39 02 6440 8108

Head Office

Prysmian Cavi e Sistemi Energia Srl - Viale Sarca 222, 20126 Milano, Italy - tel. +39 02 6449 1, fax +39 02 6449 2931 - www.prysmian.com