

Cleats & Cable Fixings

Trefoil Cleats Polyamide Two Bolt



Description

- > 375AB series Trefoil cleats "Dutchclamp®"

Application

- > Suitable for cables in trefoil groups – with cable diameters from 27-118mm
- > For mounting low, medium and high voltage cables.


Features & Benefits

- > Manufactured from high strength glass filled Polyamide 6.
- > No sharp edges i.e. No chance of damaging the cable or installer.
- > Highly range taking – able to accommodate loosely toleranced cables. Only 5 sizes in the range covering 27 to 118mm.
- > Non magnetic
- > Halogen free and flame retardant - ideal for tunnels and buildings V-0 (UL94)
- > Weather Resistant - UV, ozone & frost.
- > Resistant to oils, acids, salts & other aggressive materials
- > Resistant to ionizing radiation - ideal for use in nuclear power plants.
- > Fully recyclable
- > Stackable
- > Tested by UL, Kema, Eaton & Centrilab.
- > Expected life of 40 years +



Technical Data

- > Approved to BS EN 61914 :2009 cat 6.4.4
- > Suitable for a maximum fault level generating 30kN of force.
 - Size 1 (27-38mm) = 28kA RMS 72kA peak with cleats at 900mm intervals.
 - Size 2 (38-51mm) = 33kA RMS 85kA peak with cleats at 900mm intervals.
 - Size 3 (51-69mm) = 38kA RMS 98kA peak with cleats at 900mm intervals.
 - Size 4 (69-90mm) = 44kA RMS 114kA peak with cleats at 900mm intervals.
 - Size 5 (90-118mm) = 51kA RMS 132kA peak with cleats at 900mm intervals.
- > All sizes have stud clearance holes of 15.5mm, allowing fixing sizes M10, M12 & M14 to be used.
- > Operating Temperature -40° C to +125° C (with short periods at +225° C)



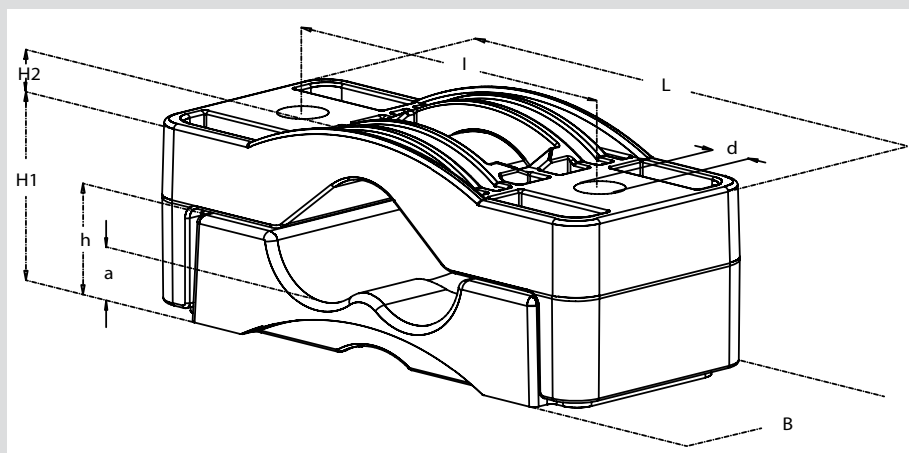
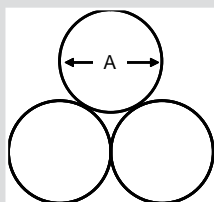
CABLE JOINTS, CABLE TERMINATIONS, CABLE GLANDS, CABLE CLEATS
FEEDER PILLARS, FUSE LINKS, ARC FLASH, CABLE ROLLERS, CUT-OUTS

11KV 33KV CABLE JOINTS & CABLE TERMINATIONS
FURSE EARTHING
www.cablejoints.co.uk
Thorne and Derrick UK

Tel 0044 191 490 1547 Fax 0044 191 477 5371
Tel 0044 117 977 4647 Fax 0044 117 9775582



375AB Series Trefoil Cleats



Cable and Cleat details

Design Number	Cable Diameter AØ (mm)		L (mm)	B (mm)	I (mm)	Fixing d Ø (mm)	H1 (mm)	H2 (mm)	h (mm)	a (mm)
	MIN	MAX								
U375AB01	27	38	180	75	125	15.5	63	12	35	16.5
U375AB02	38	51	195	80	145	15.5	84	16	45	20
U375AB03	51	69	220	85	170	15.5	109	21	58	26
U375AB04	69	90	266	90	215	15.5	130	27	72	31
U375AB05	90	118	321	100	270	15.5	172	27	89	33



CABLE JOINTS, CABLE TERMINATIONS, CABLE GLANDS, CABLE CLEATS
FEEDER PILLARS, FUSE LINKS, ARC FLASH, CABLE ROLLERS, CUT-OUTS

11KV 33KV CABLE JOINTS & CABLE TERMINATIONS
FURSE EARTHING
www.cablejoints.co.uk
Thorne and Derrick UK

Tel 0044 191 490 1547 Fax 0044 191 477 5371
Tel 0044 117 977 4647 Fax 0044 117 9775582

