

# Grippler Hook End Fixings

Versatile range of end fixings ideal for attaching directly to existing clips, brackets and light fittings.

## PRODUCT INFORMATION

- Easy initial snap-on attachment
- Ideal for services that need access or maintenance
- Can be detached to allow loading of tray or basket with new cables, then re-attached
- Can be used to clip to anything with a minimum 6mm hole.
- Supplied as part of a ready-to-use kit, along with a length of wire rope and Grippler.
- Choice of three types of hook, for a variety of applications.

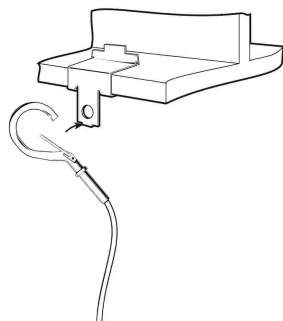
Snap Hook

Karabiner

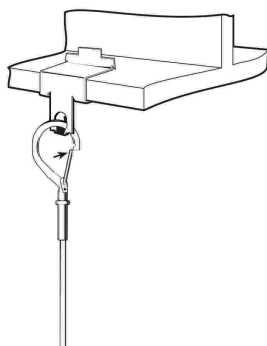
Link Hook



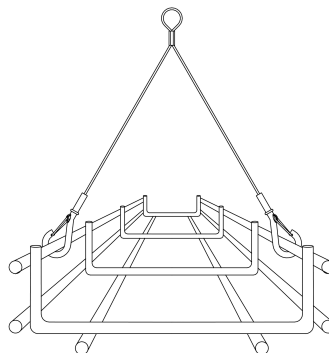
## INSTALLATION



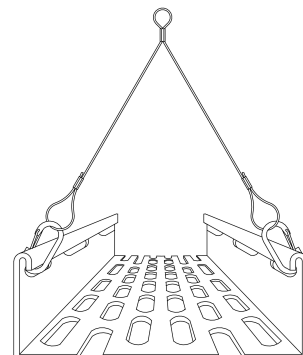
1. Pull the pin mechanism back into the hook.



2. Snap the hook on the building feature.



3. Example of Snap Hook on cable basket.

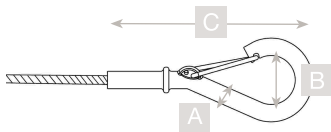


4. Example of Link Hook on cable tray.

## SNAP HOOK SPECIFICATION

The Grippler snap hook end fixings are zinc coated.

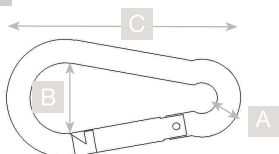
Grippler	A mm	B mm	C mm
No.1-3	6.25	16	75



## KARABINER SPECIFICATION

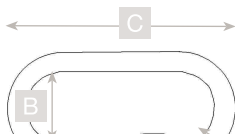
A mm	B mm	C mm
M6	9	60
M8	9	80

*Available in stainless steel*



## LINK HOOK SPECIFICATION

A mm	B mm	C mm
M6	20	48
M8	45	70



CABLE JOINTS, CABLE TERMINATIONS, CABLE GLANDS, CABLE CLEATS  
FEEDER PILLARS, FUSE LINKS, ARC FLASH, CABLE ROLLERS, CUT-OUTS

## Important Information

1. Construction materials and conditions vary on different sites. If it is suspected that the base material has insufficient strength to achieve a suitable fixing, contact Grippler Ltd. The responsibility for judgement of base material strength lies with the installer, and not with Grippler Ltd.
2. The information and recommendations given herein are believed to be correct at time of writing. The data has been obtained from tests done under laboratory, or other controlled conditions and it is the users responsibility to use the data given in light of conditions on site, taking account of the intended use of the products concerned.
3. Whilst Grippler Ltd can give general guidance and advice, the nature of Grippler products means that the ultimate responsibility for selecting the correct product for a particular application must lie with the customer.
4. All products must be used, handled and applied in accordance with current product instructions and manufacturers recommendations for use, published by Grippler Ltd.
5. Grippler's policy is one of continuous development and innovation. We therefore reserve the right to alter specifications, etc. without notice.