

400LR INTERFACE B ELBOW CONNECTOR

Up to 36 kV - 400 A

6/10	(12)	kV
6.35/11	(12)	kV
8.7/15	(17.5)	kV
12/20	(24)	kV
12.7/22	(24)	kV
18/30	(36)	kV
19/33	(36)	kV

Application

Separable elbow connector (plug-in type) designed to connect polymeric insulated cable to equipment (transformers, switchgear, motors...).

Technical characteristics

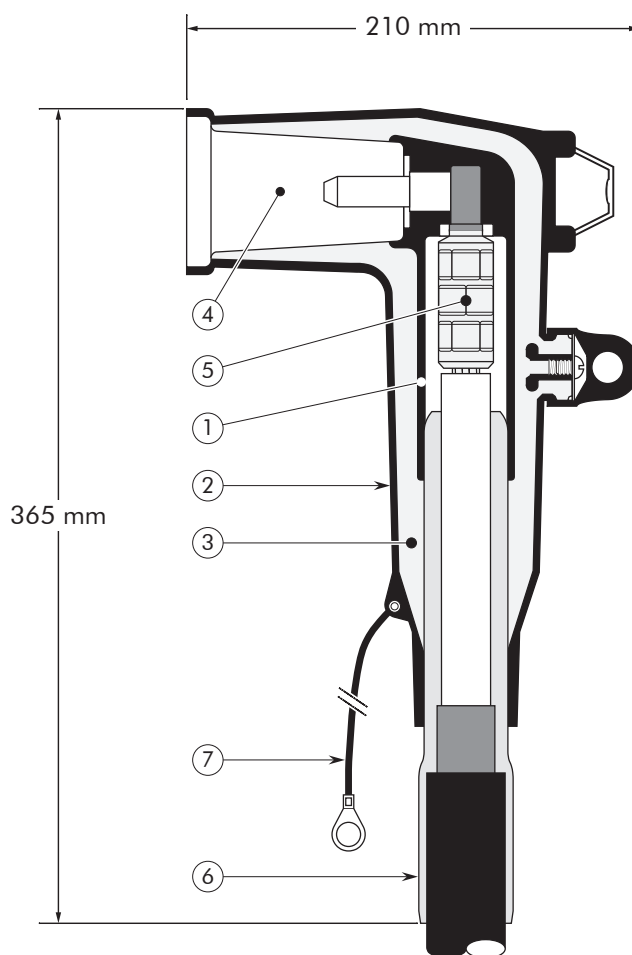
- The thick conductive EPDM jacket provides a total safe to touch screen which ensures safety for personnel.
- Each separable connector is tested for AC withstand and partial discharge prior to leaving the factory.

Design

Separable connector comprising:

- Conductive EPDM insert.
- Conductive EPDM jacket.
- Insulating EPDM layer moulded between the insert and the jacket.
- Type B - 400 A interface as described by CENELEC EN 50180 and 50181.
- Conductor connector.
- Cable reducer.
- Earthing lead.

The screen break design enables cable outer sheath testing without removing or dismantling the connector.



Specifications and standards

The separable connector 400LR meets the requirements of CENELEC HD 629.1.

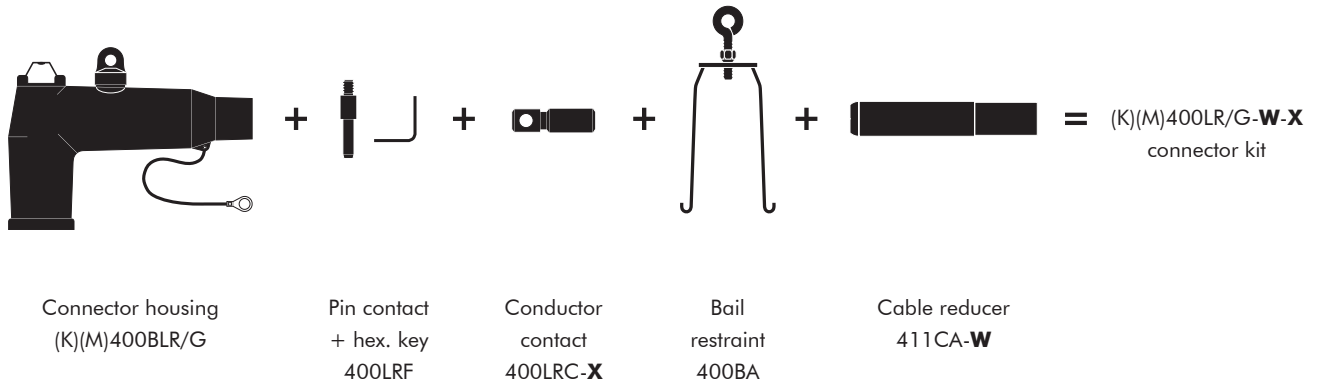
Separable connector type	Voltage U_m (kV)	Current I_r (A)	Conductor sizes (mm ²)	
			min	max
400LR/G	12	400	50	240
K400LR/G	24	400	25	240
M400LR/G	36	400	35	185

06/2014

Kit contents

The complete (K)(M)400LR/G elbow connector kit comprises the following components:

The kit also comprises lubricant, wipers, installation instructions and crimp chart.



Ordering instructions

Select the part number which gives the best centring to the cable core insulation diameter and substitute **X** using table X, according to the conductor size and type. Add a 'K' for use up to 24 kV and add an 'M' for use up to 36 kV.

Table W

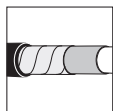
Ordering part number	Dia. over core insulation (mm)	
	min	max
400LR/G-11-X	12.0	17.5
400LR/G-15-X	16.0	22.0
400LR/G-19-X	20.0	26.5
400LR/G-22-X	23.5	31.0
400LR/G-25-X	26.5	32.5
400LR/G-27-X	28.5	37.5

Table X

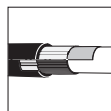
Conductor sizes (mm ²)	Aluminium		Copper
	DIN hexagonal	Deep indent	DIN hexagonal
25	-	-	25(K)M-11-2
35	35(K)M-12-2	35KM-12-1	35(K)M-11-2
50	50(K)M-12-2	50(K)M-12-1	50(K)M-11-2
70	70(K)M-12-2	70(K)M-12-1	70(K)M-11-2
95	95(K)M-12-2	95(K)M-12-1	95(K)M-11-2
120	120(K)M-12-2	120(K)M-12-1	120(K)M-11-2
150	150(K)M-12-2	150(K)M-12-1	150(K)M-11-2
185	185(K)M-12-2	185(K)M-12-1	185(K)M-11-2
240	240(K)M-12-2	240(K)M-12-1	240(K)M-11-2

Example:

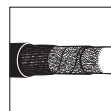
The copper wire screened cable is 12 kV, 150 mm² stranded copper with a diameter over core insulation of 23.5 mm. Order a 400LR/G-19-150(K)M-11-2 elbow connector kit.



For use with copper tape screened cables. Order: Kit MT.



For use with AluPe or C 33-226 cables. Please contact our representative.



For use with fabric tape (graphite) screened cables. Order additional semi-conductive tape (type TSC).



For use with other cable types. Please contact our representative.



For applications outdoors and in humid climate. Order: +MWS.



Components can be ordered individually.