

480TB INTERFACE C TEE CONNECTOR

**Up to 42 kV
630 A -1250 A**

6/10	(12)	kV
6.35/11	(12)	kV
8.7/15	(17.5)	kV
12/20	(24)	kV
12.7/22	(24)	kV
18/30	(36)	kV
19/33	(36)	kV
20.8/36	(42)	kV

Application

Separable tee shape connector (bolted type) designed to connect polymeric insulated cable to equipment (transformers, switchgear, motors, ...). Also connects cable to cable when using the appropriate mating parts.

Technical characteristics

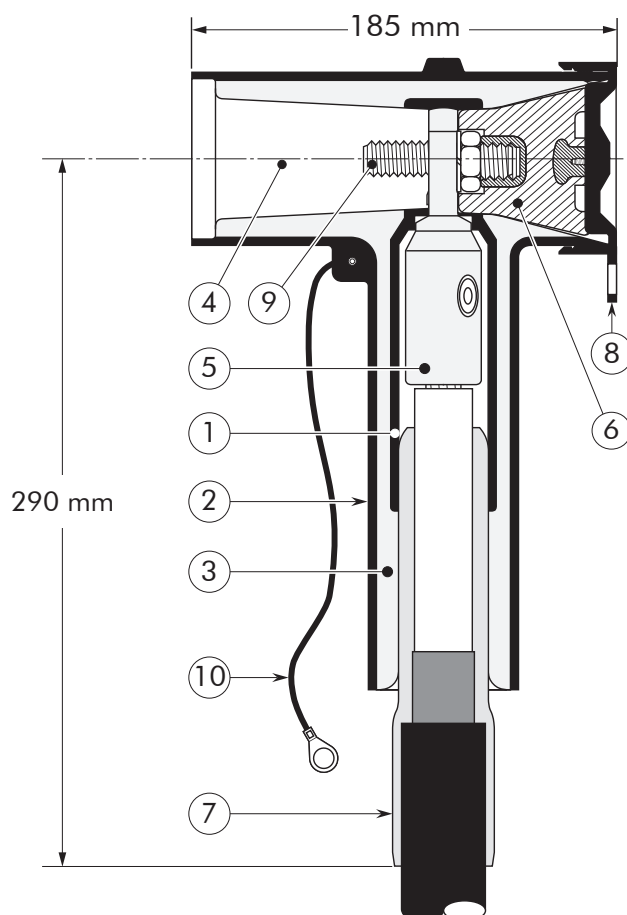
- A thick conductive EPDM jacket provides a total safe to touch screen.
- Each separable connector is tested for AC withstand and partial discharge prior to leaving the factory.

Design

Separable connector comprising:

1. Conductive EPDM insert.
2. Conductive EPDM jacket.
3. Insulating EPDM layer moulded between the insert and the jacket.
4. Type C interface as described by CENELEC EN 50180 and 50181.
5. Conductor contact.
6. Basic insulating plug (with VD point).
7. Cable reducer.
8. Conductive rubber cap.
9. Clamping screw.
10. Earthing lead.

The screen break design enables cable outer sheath testing without removing or dismantling the connector.



Specifications and standards

The 480TB separable connector meets the requirements of CENELEC HD 629.1.

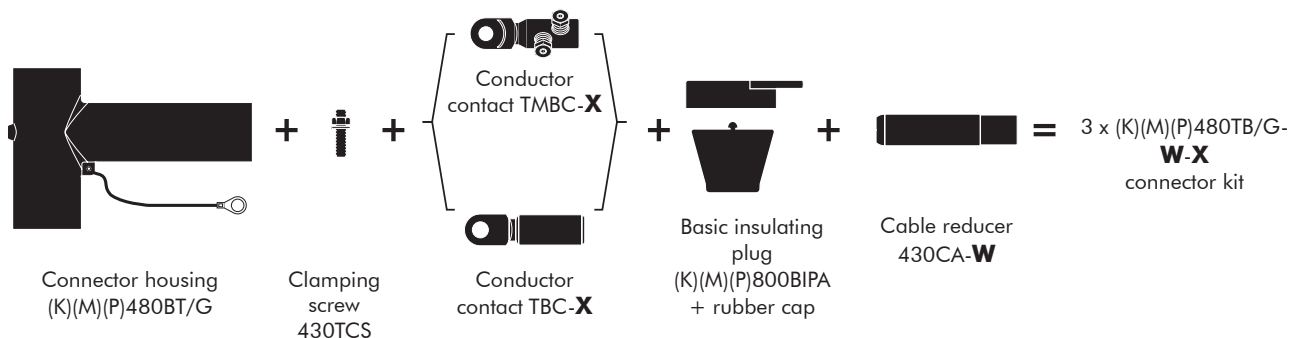
Separable connector type	Voltage U_m (kV)	Current I_r (A)	Current I_r (A) When using a copper (-11-2) or a bolted (14-5) conductor contact and when installed on an appropriate equipment bushing	Conductor sizes (mm ²)	
				min	max
480TB/G	12	630	1250	35	300
K480TB/G	24	630	1250	35	300
M480TB/G	36	630	1250	50	300
P480TB/G	42	630	1250	50	240

05/2015

Kit contents

The complete (K)(M)(P)480TB/G tee connector kit comprises 3 x the following components:

The kit also comprises silicone grease, field control mastic, installation rod, gloves, wipers, roll adhesive tape, installation instructions and crimp chart.



Ordering instructions

To order the tee connector, select the ordering part number which gives you the best centring of your core insulation diameter and substitute **X** using table X, according to your conductor size and type. Add a 'K' for use up to 24 kV, add an 'M' for use up to 36 kV, add a 'P' for use up to 42 kV.

Example:

The cable is 24 kV, 150 mm² compact stranded copper with a diameter over core insulation of 27.5 mm.
Order 3 x
K480TB/G-18-95.240-14-5
tee connector kit.

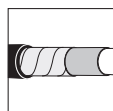
Table W

Ordering part number	Dia. over core insulation (mm)	
	min	max
3 x 480TB/G-11-X	12.0	17.5
3 x 480TB/G-16-X	17.0	23.5
3 x 480TB/G-18-X	19.0	32.6
3 x 480TB/G-27-X	28.5	37.5
3 x 480TB/G-30-X*	36.0	40.5

* will include an adapted installation instruction

Table X

Conductor sizes (mm ²)	Aluminium conductor		Aluminium and copper conductor	Copper conductor
	DIN hexagonal	Deep indent	Bolted	DIN hexagonal
35	35(K)M-10-2	35KM-10-1	16.95-14-5	35(K)M-11-2
50	50(K)M-10-2	50(K)M-10-1		50(K)M-11-2
70	70(K)M-10-2	70(K)M-10-1	50.150-14-5	70(K)M-11-2
95	95(K)M-10-2	95(K)M-10-1		95(K)M-11-2
120	120(K)M-10-2	120(K)M-10-1	95.240-14-5	120(K)M-11-2
150	150(K)M-10-2	150(K)M-10-1		150(K)M-11-2
185	185(K)M-10-2	185(K)M-10-1	120.300-14-5	185(K)M-11-2
240	240(K)M-10-2	240(K)M-10-1		240(K)M-11-2
300	300(K)M-10-2	-		300(K)M-11-2



For use with copper tape screened cables.
Order: Kit MT.



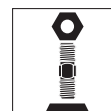
For use in potentially explosive atmospheres (for 12 kV max).
Add -/ATEX to part number.



For use with other cable types.
Please contact our representative.



For applications outdoors and in humid climate.
Order: +MWS.



This product can also be installed using a stud, nut & washer.
Please contact our representative.



This product can also be installed using a 411 CA. Please contact our representative.