



THORNE &  
**DERRICK**  
INTERNATIONAL

WWW.CABLEJOINTS.CO.UK  
THORNE & DERRICK UK  
TEL 0044 191 490 1547 FAX 0044 477 5371  
TEL 0044 117 977 4647 FAX 0044 977 5582



Pillar shells



## About Lucy Zodion


Lucy Zodion is a leader in the design and manufacture of streetlighting equipment in the UK. Our product range spans the on-street installation of lighting from electrical distribution to control. Our leading position has been reached through constant innovation in both our products and service.

All Lucy Zodion products are designed with durability in mind. On-street conditions can be harsh, and our products are a match for this environment and result from years of experience in electrical distribution and control. The use of carefully selected high-quality materials ensures optimum life expectancy. Lucy Zodion can offer a wide range of skills and support routes.

We provide engineer-led custom designs and have a knowledge-base of applications and solutions for nearly all requirements. We pride ourselves on service and delivery and are able to provide fast and efficient supply either from stock, or on short lead-times.

## About Lucy Zodion pillars

With a choice of finishes and base materials, the Lucy Zodion empty pillar range is able to withstand a variety of hostile climatic conditions for very long periods of time with virtually no maintenance. Most variants feature detachable roots and roofs, the former serving to aid installation by reducing the weight, the latter enabling the equipped back board to be inserted with the pillar on site. If a particular application calls for a product outside the standard range, Lucy Zodion is able to engage its Design and Engineering services to create a truly bespoke solution. From slimline single-door to double-door pillars, Lucy Zodion have the options to suit all requirements.



Airports  
Bus shelters  
Shopping Centres  
Stadiums  
Car Parks  
Highways





# Pillar shell ranges

Lucy Zodion offer a wide range of pillars, from mini, slimline, single-door to double-door options. Available in both mild and stainless steel. Mild steel variants can be obtained in two panel thicknesses with a choice of a hot dip galvanised finish or hot dip galvanising followed by paint.

The small mini pillars have a top mounted tri-head lock to secure the door in place. With the lock opened, the door lifts away from its slot location at the bottom of the cabinet to give unrestricted access to the pillar internals. The single-door and double-door pillars open up to give full access to the cabinet interior without the impedance of a central divider.

When ordering stainless steel versions, the customer is free to specify the grade and finish required.



**STOCKED PILLARS  
NEXT DAY DELIVERY**



Pillar shells are available in 28 sizes to cater for the needs of most installations.



Specifications

Doors fitted with tri-head locks  
Back board made from 18mm treated exterior grade plywood

Detachable roof enabling pre-equipped back board to be installed on site (not mini pillars)

‘Danger’ warning label fitted in door recess

Earth lead between pillar body and door

High quality UV resistant paint to an average thickness of 60 microns (painted pillars only)

Stainless steel fixings and locks

Detachable root section (not installed on site (not mini pillars)

Vandal resistant fully flush hinges

Door Seal to IP65 (single-door, slimline and double-door)

Options

Stainless steel cabinet

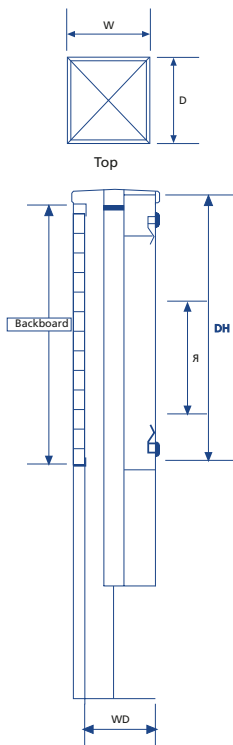
Customer specification pre-wired solutions available

Other colours / labels available to special order

Optional G2A Highways Agency paint specification

Mini Pillars Dimensions (mm)

Pillar size code	4810	4811	4812	4813	4814	4815	4816
Nominal Size in inches (WxD)	4x4	6x4	6x6	8x6	10x6	14x6	19x10
Height Above Ground	785	785	785	785	785	985	1000
Root Section (R)	300	300	300	300	300	300	300
Width (W)	113	163	163	213	265	365	503
Depth (D)	120	120	170	170	170	170	250
Door Opening Height (DH)	510	510	510	510	510	710	800
Working Depth (WD)	85	85	130	130	130	130	199
Backboard Size (WxH)	90x500	140x500	140x500	190x500	240x500	345x700	480x780
Weight (Kg)	11	14	16	19	22	32	47
Stock Code (Galv)	THM0025272	THM0025273	THM0027610	THM0025275	THM0025276	THM0025277	THM0025279

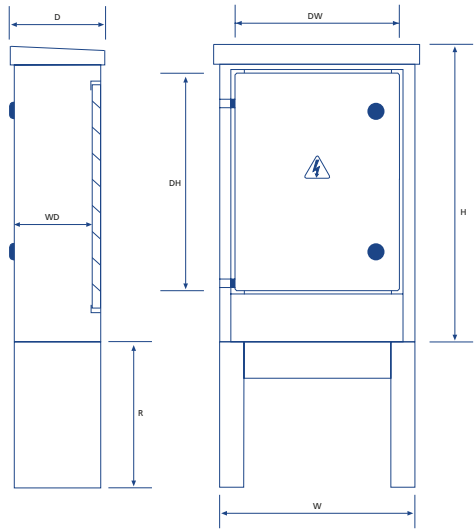


Single-Door Pillars Dimensions (mm)

Pillar size code	05	06	08	09	10	12
Height (H) above ground	791	636	836	1088	1194	1294
Root Section (R)	350	300	300	350	350	350
Width (W)	310	400	600	661	800	1100
Depth (D)	220	180	250	281	350	400
Door Opening Height (DH)	585	410	610	860	907	1007
Door Opening Width (DW)	200	300	500	550	700	1000
Working Depth (WD)	170	155	225	225	325	375
Backboard Size (WxH)	300x650	390x475	590x675	640x930	790x975	1080x1075
Weight (Kg) (3mm thickness)	36	42.5	71.5	84	108	142
Stock Code (3mm Galv)	THM0024653	THM0024656	THM0024658	THM0024664	THM0024666	THM0024668
Stock Code (3mm Painted Grey)	THM0024655	THM0024657	THM0024663	2800212009	THM0024667	THM0024669

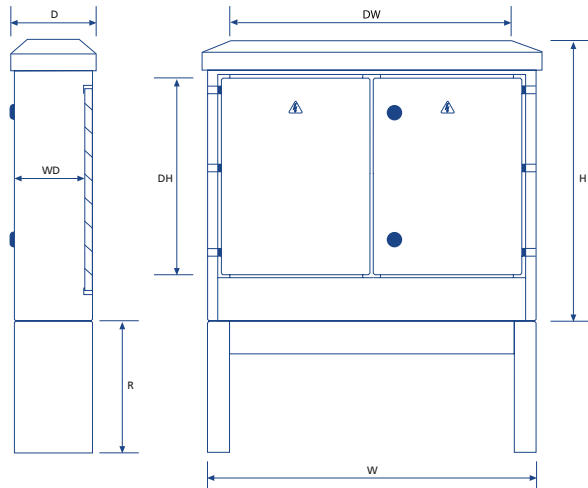
Slimline Pillars Dimensions (mm)

Pillar size code	SL01	SL02	SL03	SL04	SL05	SL06
Height (H) above ground	800	950	1093	1100	1150	1150
Root Section (R)	300	300	300	300	300	300
Width (W)	250	350	450	550	650	800
Depth (D)	160	235	260	275	300	325
Door Opening Height (DH)	590	740	740	840	940	940
Door Opening Width (DW)	149	249	349	449	549	699
Working Depth (WD)	106	181	206	221	246	271
Backboard Size (WxH)	240x765	340x915	440x915	540x1015	640x1115	790x1115
Weight (Kg) (3mm thickness)	21	29	39	38	77	84
Stock Code (3mm Galv)	THM0011393	THM0011394	THM0011396	THM0011398	THM0011400	THM0011402



Double-Door Pillars Dimensions (mm)


Pillar size code	14	16	18	20	22	24	26	28	30
Height above Ground (H)	1300	1300	1300	1300	1600	1600	1600	1600	1600
Root Section (R)	380	380	380	380	380	380	380	380	380
Width (W)	1250	1500	1750	2000	1250	1500	1750	2000	2250
Depth (D)	450	450	450	450	450	450	450	450	450
Door Opening Height (DH)	980	980	980	980	1280	1280	1280	1280	1280
Door Opening Width (DW)	1148	1398	1648	1898	1148	1398	1648	1898	2148
Working Depth (WD)	375	375	375	375	375	375	375	375	375
Backboard Size (WxH)	1225x1085	1475x1085	1725x1085	1975x1085	1225x1385	1475x1385	1725x1385	1975x1385	2225x1385
Weight (Kg) (thickness 3mm)	176	202	234	266	201	231	269	305	343
Stock Code (3mm Galv)	THM0024672	THM0024674	THM0024676	THM0024680	THM0024682	THM0024685	THM0024687	THM0024689	THM0024691
Stock Code (3mm Painted Grey)	THM0024673	THM0024675	THM0024678	THM0024681	THM0024684	THM0024686	THM0024688	THM0024690	THM0024692





# Other products available

Lucy Zodion offer an end-to-end solution for controlled streetlighting requirements, from cut outs & isolators to photocells. Our latest innovative products include the in-ground pillar. This robust structure can be folded flat when not in use. The Vizion Central Management System (CMS) provides a complete streetlighting management solution putting you firmly in control of your streetlighting assets.



Please contact our sales office for further details

Lucy Zodion pillar shells are available from:



**THORNE &  
DERRICK  
INTERNATIONAL**

**WWW.CABLEJOINTS.CO.UK**  
**THORNE & DERRICK UK**  
TEL 0044 191 490 1547 FAX 0044 477 5371  
TEL 0044 117 977 4647 FAX 0044 977 5582