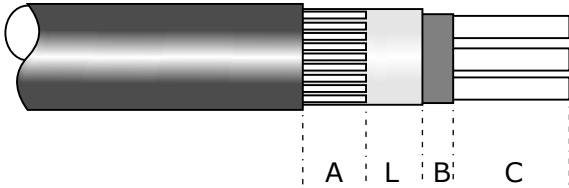




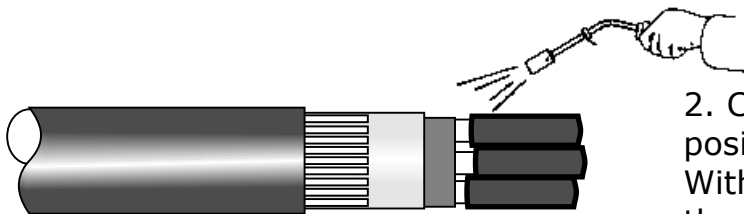
WWW.CABLEJOINTS.CO.UK
THORNE & DERRICK UK
 TEL 0044 191 490 1547 FAX 0044 477 5371
 TEL 0044 117 977 4647 FAX 0044 977 5582
 WWW.THORNEANDDERRICK.CO.UK

**INSTALLATION INSTRUCTION
 LOW VOLTAGE HEATSHRINK LIVE POTEND KITS
 FOR PILC AND XLPE CABLES 600/ 1000V**

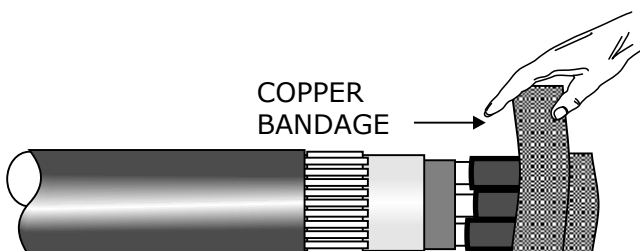


1. Prepare the cable to the dimensions shown in the table below. **Note:-** User may wish to utilise the existing armour wires by bending them back at the sheath cut and re-positioning at a later stage.

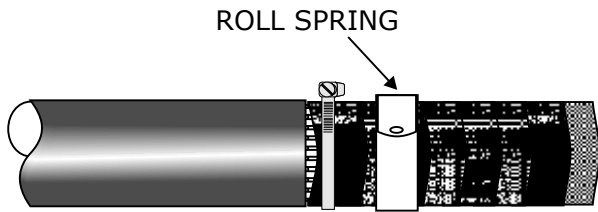
CABLE PREPARATION DETAILS				
CONDUCTOR (SIZE mm²)	ARMOUR A (mm)	LEAD SHEATH L (mm)	BEDDING B (mm)	TAIL LENGTH C (mm)
4-10	20	25	10	40
16-35	30	30	15	70
50-95	40	30	15	90
120-185	50	40	20	100
240-400	60	40	20	110



2. Clean and degrease the cores before positioning the smaller heatshrink caps. With a suitable heat source shrink from the end of each cap to its base until fully recovered.



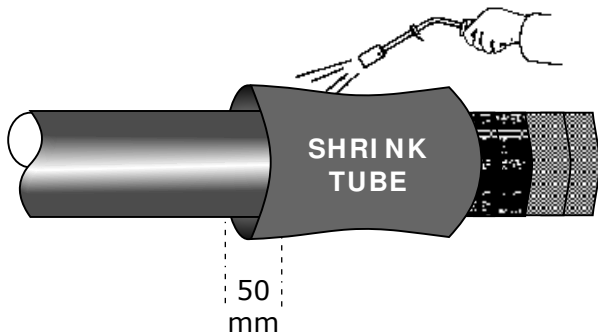
3. Fit the armour support ring before wrapping the copper bandage over the end of the shrink caps and around the cores as shown.



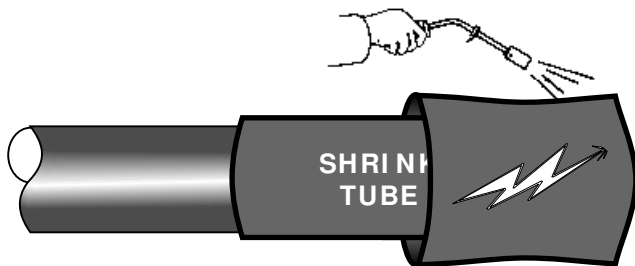
4. Extend the copper sock up onto the armours and secure with the armour clamp/s. **Note:-**

1) For steel tape armoured cables, support ring is not required. For cables with lead sheath secure the copper sock to the lead sheath with the roll spring provided.

2) Smaller Cables may have Roll Spring for Earth connection, not Armour Clamp.



5. Position the heatshrink tube to overlap onto the outer cable sheath by approx 50mm from the sheath cut. Shrink from the centre of the tube to one end at a time until fully recovered.



6. Finally position the large heatshrink cap marked with a live flash symbol over the cable end and shrink from the end of the cap first towards the base. Sealant should be seen to flow once the cap is fully recovered

7. Allow to cool before applying any mechanical strain.



WWW.CABLEJOINTS.CO.UK
THORNE & DERRICK UK
TEL 0044 191 490 1547 FAX 0044 477 5371
TEL 0044 117 977 4647 FAX 0044 977 5582
WWW.THORNEANDDERRICK.CO.UK

IMPORTANT NOTICE TO PURCHASER:- Sellers and Manufacturer's only obligation shall be to replace such quantity of the product proved to be defective. Neither the Seller nor Manufacturer shall be liable for any injury, loss or damage, direct or consequential, arising out of the use or inability to use the product. Before using, User shall determine the suitability of the product for his or her intended use and User assumes all risk and liability whatsoever in connection therewith.

