

Lockout/Tagout Products

TABLE OF CONTENTS

| | |
|--|----------------|
| Training | 3 - 4 |
| OSHA Compliance Manual | 3 |
| Training Video and Handbooks | 3 |
| CD-ROM Interactive Lockout/Tagout Training Program | 4 |
| Lockout Steps Wallet Card..... | 4 |
| Lockout Devices | 5 - 12 |
| Circuit Breaker Lockouts | 5 - 6 |
| Multiple Lockout Device | 7 |
| Plug and Cord Lockouts..... | 7 - 8 |
| Receptacle Blockout | 8 |
| Wall Switch Lockouts | 9 |
| Valve Lockouts | 10 |
| Lockout Kits and Stations..... | 11 - 12 |
| Padlocks, Hasps and Accessories | 13 - 16 |
| Padlocks..... | 13 - 14 |
| Lockout Hasps | 15 |
| Padlock Accessories | 15 - 16 |
| Tags, Signs and Labels..... | 16 - 29 |
| Safety Tags | 16 - 20 |
| Marker Pens..... | 21 |
| Safety Signs | 22 - 26 |
| SAFETY EASE™ Safety Sign Software and Accessories | 27 - 28 |
| Voltage Markers | 29 - 30 |
| Electrical Warning Labels | 31 - 32 |
| ISO Labels | 33 |



Lockout/Tagout Requirements

The Occupational Safety and Health Administration (OSHA) has mandated that all energy sources be turned off and locked out to protect employees from injuries caused by the accidental startup of equipment under repair or service. This is outlined in OSHA standard 29CFR 1910.147.

Panduit has developed a complete program to help you comply with these standards:

- Full line of lockout devices, tags, and signs for a variety of energy sources
- Compliance manuals to help you understand the regulations and implement a compliance program
- Training videos, interactive CD-ROM programs and handbooks for your employees



WWW.CABLEJOINTS.CO.UK
THORNE & DERRICK UK
 TEL 0044 191 490 1547 FAX 0044 477 5371
 TEL 0044 117 977 4647 FAX 0044 977 5582
 WWW.THORNEANDDERRICK.CO.UK



OSHA Compliance Manual

The Lockout Compliance Manual takes you step-by-step through the process of bringing your company into compliance with OSHA Standard 29CFR 1910.147.

Topics covered:

- Background, scope and purpose of the regulation
- Process of developing a lockout/tagout plan
- How to write your company's lockout/tagout policy
- Establishing lockout/tagout procedures for equipment in your plant
- Implementing a lockout/tagout training program

Also included:

- Forms to administer your program
- Sample programs and procedures

| Part Number | Description | Std. Pkg.* |
|-------------|------------------------|------------|
| PSL-LCM | OSHA Compliance Manual | 1 |



Lockout Regulations Training Video and Handbooks



"A Life is on the Line" Lockout/Tagout Training Program (English or Spanish)

This training program is designed to protect your employees and helps put you into compliance with OSHA Lockout/Tagout general training requirements quickly, easily and at low cost.

This complete package includes:

- Lockout/Tagout Regulations Video
- 10 Participant Guides with Quizzes
- 10 Certificate of Completion Cards
- Leaders Guide complete with Quiz Key
- Training Log
- Lockout/Tagout samples
- Panduit Lockout/Tagout Bulletin

| Part Number | Description | No. Guides and Cards Included | Std. Pkg.* |
|-------------|---|-------------------------------|------------|
| PSL-LTP | Complete English Program - VHS Format Video | 10 | 1 |
| PSL-LTPA | Complete English Program - PAL Format Video | 10 | 1 |
| PSL-LTM | Replacement English Participant Guides and Completion Cards | 10 | 1 |
| PSL-LTPS | Complete Spanish Program - VHS Format Video | 10 | 1 |
| PSL-LTMS | Replacement Spanish Participant Guides and Spanish Completion Cards | 10 | 1 |



Group Lockout Video

"Your Lock is Your Key to Life" Training Program provides thorough instruction on OSHA recommended safety practices and procedures for group lockout — multi-craft / multi-shift lockout operations.

This complete package includes:

- Group Lockout / Tagout Video
- Leader's Guide with Quiz Key
- Training Log
- 25 PSL-STEPS Lockout Steps Wallet Cards
- 10 Participant Guides with Quizzes
- 10 Certificate of Completion Cards
- Lockout/Tagout samples
- Panduit Lockout/Tagout Bulletin

| Part Number | Description | No. Guides and Cards Included | Std. Pkg.* |
|-------------|---|-------------------------------|------------|
| PSL-LTPGP | Complete English Program - VHS Format Video | 10 | 1 |
| PSL-LTMGP | Replacement English Participant Guides and Completion Cards | 10 | 1 |



CD-ROM Interactive Lockout/Tagout Training Program

Increase employee retention of critical lockout/tagout requirements and related safe work practices with the "A Life Is On The Line" interactive CD-ROM Training Course. The Panduit "A Life Is On The Line" video is featured along with audio, text and graphics to provide a time and cost effective method of lockout/tagout training.

At their own pace, employees will learn:

- General Lockout/Tagout Requirements
- Proper Shutdown and Startup Procedures
- Lockout and Tagout Device Requirements and Applications
- Proper Installation of Common Lockout Devices

- Correct test answers and rationale are featured immediately after an incorrect response
- Post test evaluation identifies subject areas associated with incorrect responses to allow trainer to focus on individual follow up training
- Create Certificates of Completion and maintain training and test records for OSHA compliance
- Approximate course completion time: 30 to 60 minutes
- English only

This self-instructive program includes:

- CD-ROM interactive training program
- 25 PSL-STEPS Lockout Steps Wallet Cards
- 10 Quick Reference Lockout Steps / Certificate of Completion Cards
- Quick Start Trainer and Trainee Guide
- Panduit Lockout/Tagout Bulletin
- Lockout/Tagout Samples

Minimum System requirements:

- 486 processor
- WINDOWS[^] 95, 98, 3.x or NT 4.0
- 4 Mb RAM
- 10 Mb free hard disk space
- 2X speed CD-ROM drive (4X speed recommended)
- WINDOWS compatible sound card and mouse
- 640 x 480 monitor (800 x 600 recommended)
- 256 color VGA display (SVGA recommended)

| Part Number | Description | Std. Pkg.* |
|-------------|--|------------|
| PSL-LTPCD | CD-ROM Interactive Lockout/Tagout Training Program | 1 |
| PSL-LTPCD-5 | Site License for 5 Users | 1 |

[^] WINDOWS is a registered trademark of Microsoft Corp.

DANGER

A LIFE IS ON THE LINE!

OSHA LOCKOUT STEPS SHUTDOWN

Inform operator and supervisor about work to be done

- 1) Prepare for shutdown
- 2) Shutdown/turn off equipment
- 3) Isolate from energy source
- 4) Apply lockout/tagout to energy isolating device
- 5) Release all potentially hazardous stored or residual energy
- 6) Verify the isolation

STARTUP

- 1) Assure equipment operationally intact, clear all personnel & tools
- 2) Notify all affected employees about startup and lockout/tagout device removal
- 3) Assure lockout/tagout is removed from each energy-isolating device
(See section 6(e) and 6(f) of 29 CFR 1910.147 for specific requirements of the standard)

Lockout Steps / Calendar Wallet Card

- Provide those employees responsible for lockout/tagout procedures with a constant reminder of the OSHA recommended steps for shutdown and startup
- Semi-rigid card fits easily in wallet
- Current year calendar is printed on back side

| Part Number | Description | Size In. (mm) | Std. Pkg.* |
|-------------|--------------------------------------|-----------------------|-------------------|
| PSL-STEPS | Lockout Steps / Calendar Wallet Card | 2.13 x 3.38 (54 x 86) | 1 Pkg. (25 cards) |

Universal Circuit Breaker Lockout



Individual circuit breakers can be locked in off position without locking out the entire panel.

- Shroud over set screw prevents tampering with the device during lockout procedures
- Accommodates breaker handles with 0.30" - 0.60" (8 x 15 mm) high and 0.25" - 0.44" (6 x 11 mm) thick switches
- Compact, universal design fits wide range of single, double and triple handle circuit breakers
- Easily attached with no modifications to panel or circuit breaker
- Does not require hole in circuit breaker handle



| Part Number | Description | Std. Pkg.* |
|-------------|-----------------------------------|------------|
| PSL-CB | Universal Circuit Breaker Lockout | 1 |

Lockout Device for use with Square D I-LINE[▲] and Federal Pacific (FPE) Circuit Breakers



- Accommodates a wide range of Square D I-LINE[▲] and equivalent circuit breaker brands and styles as well as Federal Pacific (FPE) breakers
- Compact, lightweight
- Easily attached with no modifications to panel or circuit breaker
- Rugged stainless steel/nylon construction offers great strength, durability, added security and corrosion resistance
- Shroud over set screw prevents tampering with the device during lockout procedures
- Compatible with a wide variety of circuit breakers



| Part Number | Description | Std. Pkg.* |
|-------------|---|------------|
| PSL-CBIL | Lockout Device for use with Square D I-LINE [▲] / Federal Pacific (FPE) Circuit Breakers | 1 |

Individual circuit breakers can be locked in off position without locking out the entire panel.

Installation instructions for PSL-CB and PSL-CBIL



Turn switch to off position. Place lockout over desired switch.



Tighten set screw securely with standard screwdriver.



Attach padlock and tag.



Verify that the lockout device secures the disconnect in a safe or off position.

To lockout mini circuit breakers, see PSL-WS on [page 9](#).

Molded Case / Enclosed Systems Circuit Breaker Lockout




Designed to lockout a wide range of 3 phase circuit breakers (277V and above).

- Accommodates breaker handle dimensions up to 0.80" thick x 3.00" wide (20 x 76 mm)
- Secures and prevents re-engaging of the breaker handle
- Easy installation — no installation tools required
- Accepts Panduit PSL-3, PSL-4, PSL-5 and PSL-11 Lock Series (see [pages 13-14](#))
- Rugged stainless steel/nylon construction offers great strength, durability, added security and corrosion resistance


| Part Number | Description | Std. Pkg.* |
|-------------|--|------------|
| PSL-CBL | Molded Case / Enclosed Systems Circuit Breaker Lockout | 1 |



Verify circuit breaker is de-energized. Place lockout device over breaker with the handle centered in lockout opening.



Turn the toggle set screw knob and tighten firmly against breaker handle.



Rotate and flip toggle set screw upwards.



Install lock and tag and test for security. Verify that the lockout device secures the disconnect in a safe or off position.

Circuit Breaker Lockout Kit

Contains:
PSL-CB
PSL-CBIL
PSL-CBL



- Contains three circuit breaker lockout devices that will secure and prevent the re-engaging of a variety of commercial, institutional and industrial circuit breakers, including:
 - Single, double, triple pole
 - Square D **I-LINE**▲ and equivalent circuit breaker brands and styles
 - Federal Pacific (FPE)
 - Molded case/enclosed systems
- Quick and easy to install
- Rugged nylon construction offers great strength and durability



| Part Number | Description | Std. Pkg.* |
|-------------|-----------------------------|------------|
| PSL-CBKIT | Circuit Breaker Lockout Kit | 1 kit |

Lockout Warning Strip Labels




Designed as a warning device to prohibit tampering with push buttons during lockout operations.

NOTE: This is not a lockout device.

- Write-on area for adding your own warning message
- Label removes easily after repairs are completed
- Features the international prohibition symbol for "Do Not Throw Switch"

| Part Number | Material | Marker Size In. (mm) | Markers Per Book | Std. Pkg.* |
|-------------|------------------|------------------------|------------------|------------|
| PSL-CBWL | GMC1 Vinyl Cloth | 4.84 x 0.54 (123 x 14) | 60 | 1 |

Multiple Lockout Device



Only one device needed to perform a variety of lockout functions:

- Rugged stainless steel/nylon construction offers great durability, strength, added security and corrosion resistance
- Compact and easy to install
- One six foot vinyl coated galvanized steel cable with loop hole included with every lockout!

| Part Number | Description | Std. Pkg.* |
|-------------|---|------------|
| PSL-MLD | Multiple Lockout Device; includes lockout hasp and cable | 1 |
| PSL-MLDC | 6 ft. (1.8 m) vinyl coated galvanized steel cable with loop hole, 0.19" (4.8 mm) diameter. Combine several cables to extend cable length. | 1 |
| PSL-MLDC200 | 200 ft. (61.0 m) vinyl coated galvanized steel cable on roll, no loop hole, 0.19" (4.8 mm) diameter | 1 |
| PSL-MLDH-X | PSL-MLD Lockout Hasps without cable | 10 |

Lockout Single or Multiple Disconnects



Lockout Gate Valve Device



Immobilize Large or Cumbersome Devices



Plug Lockout



- Lockout device for a wide range of plug connector applications (see [page 8](#) for other plug types)
- Requires a hole in a blade of the plug
- Should be used with locks that have a minimum shackle length of 1.5" (38 mm)

| Part Number | Description | Std. Pkg.* |
|-------------|--------------|------------|
| PSL-P | Plug Lockout | 1 |

Prevents a plug from being plugged in.



Place PSL-P Lockout through the hole in blade of plug.



Insert padlock shackle through both holes in the lockout and lock padlock.



Verify that lockout cannot be removed from plug and that plug blades cannot be inserted into a receptacle. Add safety tag.

PANDUIT® Cord and Receptacle Lockouts

Global Plug Lockout



Prevents a plug from being plugged in.

- Compact, universal design accommodates most 220-240 volt plugs
- Quickly and easily installed
- Nylon construction offers great strength and durability
- Accepts Panduit PSL-3, PSL-4, PSL-5 and PSL-11 series locks (see [pages 13-14](#))
- Requires lock with shackle diameter between 0.20" (6 mm) and 0.37" (9 mm)
- Note: cannot be used with North American 120 VAC plugs

| Part Number | Description | Std. Pkg.* |
|-------------|---------------------|------------|
| PSL-PI | Global Plug Lockout | 1 |

Cord Lockouts



Prevents a plug from being plugged in.

- Two sizes to accommodate small and large plugs
- Locks must have 0.38" (10 mm) or smaller shackle diameter

| Part Number | Description | Inside Dimension In. (mm) | Std. Pkg.* |
|-------------|----------------------------------|-----------------------------------|------------|
| PSL-CL110 | Lockout for 120 Volt AC Cord | 2.00 x 2.00 x 3.50 (51 x 51 x 89) | 1 |
| PSL-CL480 | Lockout for 240-480 Volt AC Cord | 3.25 x 3.25 x 6.5 (83 x 83 x 165) | 1 |

Receptacle Blockout



Used to prevent use of an open electrical receptacle.

- Prevent overloading the circuit, which may cause damage to equipment plugged into the other receptacle
- Prevent use of the open receptacle for devices which may induce electrical interference in computer equipment, causing data transmission problems or damage of computer controlled equipment

| Part Number | Description | Std. Pkg.* |
|-------------|--|------------|
| PSL-ERB | Blockout for open electrical receptacles | 1 |



Place PSL-ERB blockout device over outlet so that the hole pattern in the blockout lines up with the 3 holes in the receptacle to be used.



Insert plug into the receptacle. The blockout is now held firmly in place by the plug and the second receptacle is blocked out.

Toggle Switch Lockout



- Compact, secure design fits most toggle switches and some small circuit breakers
- Accommodates switches 0.45" - 0.78" (12.2 - 19.8 mm) high x 0.25" - 0.38" (6.4 - 9.6 mm) wide x 0.25" - 0.40" (6.4 - 10.2 mm) thick
- Easily attached without removal of face plate or screws
- Quick installation with standard screwdriver

| Part Number | Description | Std. Pkg.* |
|-------------|-----------------------|------------|
| PSL-WS | Toggle Switch Lockout | 1 |

For locking out electrical supply controlled by ordinary toggle switches.


Lock out toggle switches without removing faceplates screws



Turn switch to desired position. Place lockout over switch.



Tighten set screw securely with a standard screwdriver.



Attach padlock and tag. Test to insure secure lockout.

Lock out mini circuit breakers



Toggle / Rocker Switch Lockout




- Versatile design allows lockout of both toggle and rocker switches
- Install device using faceplate screws

| Part Number | Description | Std. Pkg.* |
|-------------|--------------------------------|------------|
| PSL-WS1A | Toggle / Rocker Switch Lockout | 1 |

For locking out electrical supply controlled by toggle or rocker switches.

Gate Valve Lockouts



Prevents valve handle from being turned. Slip lockout over valve handle and attach padlock.

- Four colors and five sizes to fit valve handles up to 13" (330 mm)
- Fast and easy to apply
- Locks must have a 0.3" (8 mm) or smaller shackle diameter with a 1.0" (25 mm) minimum shackle clearance

| Part Number | | | | Valve Handle Size In. (mm) | Std. Pkg.* |
|-------------|-----------|-----------|------------|----------------------------|------------|
| RED | BLUE | GREEN | YELLOW | | |
| PSL-V2 | PSL-V2BLU | PSL-V2GRN | PSL-V2YEL | 1.0 - 2.5 (25 to 64) | 1 |
| PSL-V4 | PSL-V4BLU | PSL-V4GRN | PSL-V4YEL | 2.5 - 5.0 (64 - 127) | 1 |
| PSL-V6 | PSL-V6BLU | PSL-V6GRN | PSL-V6YEL | 5.0 - 6.5 (127 - 165) | 1 |
| PSL-V9 | — | — | PSL-V9YEL | 6.5 - 10.0 (165 - 254) | 1 |
| PSL-V13 | — | — | PSL-V13YEL | 10.0 - 13.0 (254 - 330) | 1 |



PSL-V2BLU



PSL-V4YEL



PSL-V6GRN



PSL-V9

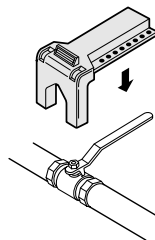
Ball Valve Lockouts



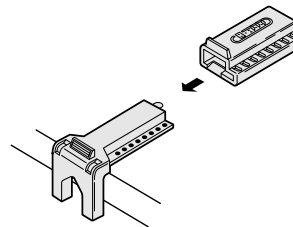
Prevents valve handle from being turned.

- Two sizes for ball valves up to 3" (76 mm)
- PSL-BV1 (only) may be attached with valve in open or closed position
- Locks must have a 0.3" (8 mm) or smaller shackle diameter with a 1.0" (25 mm) minimum shackle clearance

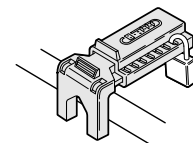
| Part Number | Valve Size In. (mm) | Std. Pkg.* |
|-------------|-------------------------|------------|
| PSL-BV1 | 0.25 to 1.00 (13 to 25) | 1 |
| PSL-BV2 | 1.25 to 3.00 (32 to 76) | 1 |



Cover valve handle with cover.



Slide multiple lock piece over cover.



Attach padlock(s).

Electrician's Lockout Kit



| Part Number | Contents | Std. Pkg.* |
|-------------|--|------------|
| PSL-PK-EA | (1) Screwdriver (1) PSL-PK Pouch (1) PSL-5RED-LS Long Shackle Padlock w/Red Label (1) PSL-MLD Multiple Lockout Device (1) PSL-WS Wall Switch Lockout (1) PSL-CB Circuit Breaker Lockout (1) PSL-P Plug Lockout (5 Tags) PVT-30 Electricians Blocking Tags | 1 |

For the individual electrician to lockout a variety of electrical sources.

Power and Panel Distribution Lockout Kit



| Part Number | Contents | Std. Pkg.* |
|-------------|--|------------|
| PSL-KT-PWR | (1) Screwdriver (1) PSL-STATION Metal Wall Mount Cabinet (2) PSL-5RED-LS Long Shackle Padlocks w/Red Labels (1) PSL-MLD Multiple Lockout Device (2) PSL-CB Circuit Breaker Lockouts (2) PSL-CBL Molded Case / Enclosed Systems Circuit Breaker Lockouts (2) PSL-CBIL Circuit Breaker Lockouts (1) PSL-P Plug Lockout (25 Tags) PVT-23-Q "DO NOT OPERATE ELECTRICIANS AT WORK" Tags | 1 |

For locking out circuit breakers and disconnect switches in a variety of pole sizes, amperages and voltages.

Metal Wall Mount Cabinet

| Part Number | Description | Dimensions In. (mm) | Std. Pkg.* |
|-------------|---|--|------------|
| PSL-STATION | Can be purchased separately and filled with your own variety of lockout devices and tags (Non-lockable) | 14.75 x 10.25 x 4.63 (375 x 260 x 117) with two 0.38 (9) mounting holes | 1 |

Mount close to power and distribution panels



Station is equipped with a stop hinge door so lockout devices won't fall out



Durable steel case is also portable



PANDUIT® Lockout Kits and Lockout Stations

Contractor Lockout Kit



For the Electrical Contractor to identify personnel working on a project required to be locked out and provide lockout capability for many projects.

| Part Number | Contents | Std. Pkg.* |
|-------------|--|------------|
| PSL-KT-CONA | (1) Screwdriver (1) PSL-KT Carrying Case - 5.0" x 3.5" x 11.0" (127 x 89 x 279 mm) (3) PSL-5RED-LS Long Shackle Padlocks w/Red Labels (3) PSL-5RED Standard Shackle Padlocks w/Red Labels (1) PSL-1A Lockout Hasp - 1.0" (25 mm) Jaw Diameter (1) PSL-MLD Multiple Lockout Device (3) PSL-WS Wall Switch Lockouts (3) PSL-CB Circuit Breaker Lockouts (3) PSL-P Plug Lockouts (15 Tags) PVT-98 "EQUIPMENT LOCKED OUT BY..." Safety Tags | 1 |


MRO Lockout Kit



For Maintenance Departments who must lockout a variety of electrical and mechanical energy sources for departmental work.

| Part Number | Contents | Std. Pkg.* |
|-------------|--|------------|
| PSL-KT-MROA | (1) Screwdriver (1) PSL-BX Carrying Case - 6.5" x 5.0" x 14.5" (32 x 127 x 368 mm) (3) PSL-5RED-LS Long Shackle Padlocks w/Red Labels (1) PSL-MLD Multiple Lockout Device (2) PSL-WS Wall Switch Lockouts (2) PSL-CB Circuit Breaker Lockouts (2) PSL-P Plug Lockouts (1) PSL-V4RED Gate Valve Lockout - 5.0" (127 mm) (1) PSL-V2RED Gate Valve Lockout - 2.5" (64 mm) (1) PSL-BV2 Ball Valve Lockout - 3.0" (76 mm) (1) PSL-CL110 110V Plug Lockout (10 Tags) PVT-44 "DO NOT OPERATE" Maintenance Tags | 1 |


Lockout Stations



- Convenient way to store departmental or personal lockouts
- Durable rigid base with plastic hanging hooks for locks

| Part Number | Description | Size In. (mm) | Std. Pkg.* |
|-------------|--|----------------------------|------------|
| PSL-20SWC | Departmental Lockout Station Components include: (20) PSL-3RED padlocks (keyed differently) (25) PVT-98 safety tags (25) PVT-41 safety tags (6) PSL-1.5 lockout hasps | 24.0 x 19.0 (610 x 483) | 1 |
| PSL-20S | Station Only | | |
| PSL-10SWC | Ten Lock Station Components include: (10) PSL-3RED padlocks (keyed differently) (15) PVT-98 safety tags (10) PVT-41 safety tags (3) PSL-1.5 lockout hasps | 12.0 x 19.0 (305 x 483) | 1 |
| PSL-10S | Station Only | | |
| PSL-4SWC | Personal Lockout Station Components include: (4) PSL-3RED padlocks (keyed differently) (15) PVT-98 safety tags (3) PSL-1.5 lockout hasps | 12.0 x 9.5 (305 x 241) | 1 |
| PSL-4S | Station Only | | |

Safety Lockout Padlocks



Each lock keyed differently and supplied with 1 key and 2 padlock labels.

NOTE: These locks can be master keyed or keyed alike. These locks can also be custom engraved. See Custom Lock Options on [page 14](#).

- Rugged, lightweight Xenoy[†] plastic body with non-hardened steel shackle
- Supplied with padlock labels in English, Spanish and French
- Short body: 1.50" x 1.75" (38 x 44 mm)
- Long body: 1.50" x 3.00" (38 x 76 mm), allows for identification from greater distances
- Shackle: 0.25" (6 mm) diameter x 1.50" (38 mm) length

| Part Number | | Description | Std. Pkg.* |
|-------------|-------------|-------------|------------|
| Short Body | Long Body | | |
| PSL-4BLU | PSL-4BLU-LB | Blue Lock | 6 |
| PSL-4BLK | PSL-4BLK-LB | Black Lock | 6 |
| PSL-4GRN | PSL-4GRN-LB | Green Lock | 6 |
| PSL-4ORG | PSL-4ORG-LB | Orange Lock | 6 |
| PSL-4PRP | PSL-4PRP-LB | Purple Lock | 6 |
| PSL-4RED | PSL-4RED-LB | Red Lock | 6 |
| PSL-4TEL | PSL-4TEL-LB | Teal Lock | 6 |
| PSL-4YEL | PSL-4YEL-LB | Yellow Lock | 6 |

[†]Xenoy is a registered trademark of General Electric

High Security Padlocks with Color Coded Lock Body




Each lock keyed differently and supplied with 2 keys.

NOTE: These locks can be master keyed or keyed alike. These locks can also be custom engraved. See Custom Lock Options on [page 14](#).

- Aluminum padlock with hardened steel shackles
- Powder coated finish resists scratches
- Ideal for corrosive and tough environments
- 30% lighter than laminated steel
- 0.25" (6 mm) diameter shackle

| Part Number | | Description | Std. Pkg.* |
|--------------------|--------------------|-------------|------------|
| 1" (25 mm) Shackle | 3" (76 mm) Shackle | | |
| PSL-11BLU | PSL-11BLU-LS | Blue Lock | 6 |
| PSL-11BLK | PSL-11BLK-LS | Black Lock | 6 |
| PSL-11GRN | PSL-11GRN-LS | Green Lock | 6 |
| PSL-11ORNG | PSL-11ORNG-LS | Orange Lock | 6 |
| PSL-11RED | PSL-11RED-LS | Red Lock | 6 |
| PSL-11YEL | PSL-11YEL-LS | Yellow Lock | 6 |

Laminated Steel Padlocks with Color Coded Bumper



Each lock keyed differently and supplied with 2 keys.

NOTE: These locks can be master keyed or keyed alike. See Custom Lock Options on [page 14](#).
These locks not suitable for custom engraving.

- Laminated steel, pin tumbler lock
- Double-locking, case-hardened steel shackle
- Bumper color identifies the department or an individual depending on the operation size
- 0.28" (7 mm) diameter shackle

| Part Number | | Description | Std. Pkg.* |
|----------------------|--------------------|-------------------------|------------|
| 3/4" (19 mm) Shackle | 2" (51 mm) Shackle | | |
| PSL-3BLUE | PSL-3BLUE-LS | Lock with Blue Bumper | 6 |
| PSL-3BLACK | PSL-3BLACK-LS | Lock with Black Bumper | 6 |
| PSL-3GREEN | PSL-3GREEN-LS | Lock with Green Bumper | 6 |
| PSL-3RED | PSL-3RED-LS | Lock with Red Bumper | 6 |
| PSL-3WHITE | PSL-3WHITE-LS | Lock with White Bumper | 6 |
| PSL-3YELLOW | PSL-3YELLOW-LS | Lock with Yellow Bumper | 6 |

Keyed Alike Laminated Steel Padlocks

- Ready to ship sets of PSL-3 series locks keyed alike. To order keyed alike locks for other styles or master keyed locks, see the Custom Lock Options at the bottom of this page.

| Part Number | | | | | | Locks Per Set | Std. Pkg.* |
|---------------|---------------|--------------|---------------|--------------|---------------|---------------|------------|
| Blue Bumper | Black Bumper | Green Bumper | Red Bumper | White Bumper | Yellow Bumper | | |
| PSL-3BLU-KA2 | — | — | PSL-3RED-KA2 | PSL-3WHT-KA2 | — | 2 | 1 |
| PSL-3BLU-KA3 | — | PSL-3GRN-KA3 | PSL-3RED-KA3 | — | PSL-3YEL-KA3 | 3 | 1 |
| — | — | — | PSL-3RED-KA4 | — | — | 4 | 1 |
| — | — | — | PSL-3RED-KA5 | — | — | 5 | 1 |
| PSL-3BLU-KA6 | — | PSL-3GRN-KA6 | PSL-3RED-KA6 | — | — | 6 | 1 |
| PSL-3BLU-KA10 | PSL-3BLK-KA10 | — | PSL-3RED-KA10 | — | — | 10 | 1 |

*Order number of sets required in multiples of Std. Pkg.

Value Line Padlocks with Color Coded Labels



Each lock keyed differently and supplied with 2 keys and colored padlock label.

NOTE: These locks not suitable for custom engraving and cannot be master keyed or keyed alike.

- Economical padlock has laminated steel body with case hardened, corrosion resistant steel shackle and double steel ball locking system
- All locks have black bumpers and are supplied with color coded self-laminating padlock labels. Labels are designed with blank write-on area for name and department designation and can be marked with pencil or Panduit Marking Pens found on [page 21](#). Additional labels are found on [page 16](#).
- 0.25" (6 mm) shackle diameter

| Part Number | | Description | Std. Pkg.* |
|----------------------|----------------------|--------------------------------|------------|
| 3/4" (19 mm) Shackle | 2.5" (64 mm) Shackle | | |
| PSL-5BLU | — | Lock with Blue Padlock Label | 6 |
| PSL-5BLK | — | Lock with Black Padlock Label | 6 |
| PSL-5GRN | — | Lock with Green Padlock Label | 6 |
| PSL-5RED | PSL-5RED-LS | Lock with Red Padlock Label | 6 |
| PSL-5WHT | — | Lock with White Padlock Label | 6 |
| PSL-5YEL | — | Lock with Yellow Padlock Label | 6 |

*Order number required in multiples of Std. Pkg.

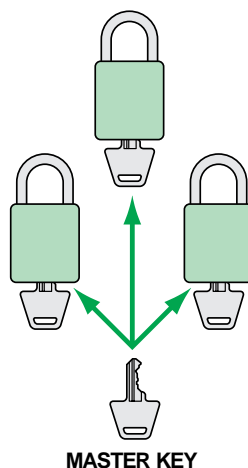
Custom Lock Options

Padlocks are available with the following common lock options:

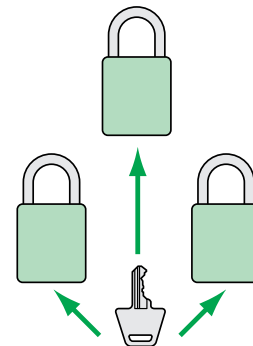
- Master keying
 - Keyed-alike locks
 - Variety of lock sizes and shackle lengths
 - Available in brass for harsh environments
 - Engraving available on PSL-4 Safety Lockout and PSL-11 High Security Padlocks
- See Generic Lock Order Form on [page 34](#).

Note: Excludes PSL-5 Value Line Padlocks

INDIVIDUALLY KEYED




KEYED-ALIKE SYSTEMS



MASTER KEY


Lockout Hasps



More than one worker can lockout the same energy source for added safety. Heavy duty hasps (PSL-HD1 and PSL-HD3) have tamper-proof design for added security.

| Part Number | Description | Max. No. Locks | Std. Pkg.* |
|-------------|--|----------------|------------|
| PSL-MLD | Multiple Lockout Device; includes lockout hasp and cable | 6 | 1 |
| PSL-MLDH-X | PSL-MLD Lockout Hasps without cable | 6 | 10 |
| PSL-1 | Hasp with 1.0" (25 mm) Diameter Jaw and Overlapping Tabs | 6 | 12 |
| PSL-1.5 | Hasp with 1.5" (38 mm) Diameter Jaw and Overlapping Tabs | 6 | 12 |
| PSL-1A | Hasp with 1.0" (25 mm) Diameter Jaw | 6 | 12 |
| PSL-1.5A | Hasp with 1.5" (38 mm) Diameter Jaw | 6 | 12 |
| PSL-HD1 | Heavy Duty Hasp with 1.0" x 1.0" (25 x 25 mm) Clearance | 5 | 12 |
| PSL-HD3 | Heavy Duty Hasp with 1.0" x 3.0" (25 x 76 mm) Clearance | 7 | 12 |

Metal I.D. Tags and Collars



| Part Number | Description | Std. Pkg.* |
|-------------|---|------------|
| PSL-TG1 | Brass identification tag | 12 |
| PSL-SC | Shackle Collar for attaching tags to padlocks | 12 |
| MTB1D-Q | Brass identification tag 1.00" (25 mm) diameter | 25 |
| MT172W38-C | Stainless steel tag 1.72" x 0.38" (44 x 9 mm) | 100 |

Fixturing for all brass and stainless steel tags is available for use with the Manual Indenter Marking Press. Contact Stainless Steel Systems Products Technical Support at 866-405-6659.

Padlock Eyes



- These padlock eyes can help bring you into compliance with OSHA standards, which require that equipment be modified to accept locks and lockout devices
- Surface mounted eyes are made of 0.13" (3 mm) hard wrought steel
- Tamper resistant inside mounting eyes - 2.50" (64mm) wide, accept shackle diameters up to 0.63" (16 mm)

| Part Number | Description | Std. Pkg.* |
|-------------|--|------------|
| PSL-PE1 | Padlock eyes, angled (Metal mounting screws included) | 1 |
| PSL-PE2 | Padlock eyes, straight (Wood mounting screws included) | 1 |

Chain Attachment



- Optional 9.0" (229 mm) chain for permanently attaching lockouts at pre-designed locations

| Part Number | Description | Std. Pkg.* |
|-------------|---|------------|
| PSL-PC | Heavy duty zinc plated steel chain with chain holder attached | 1 |

PANDUIT® Padlock Accessories and Lockout/Tagout Safety Tags

Group Lock Box



- Used when there are multiple employees and energy sources involved in a lockout procedure. Once all energy sources have been locked out, all keys are placed in the lock box. The leader places a lock on lock box until job is finished and all group members are cleared from work area.

| Part Number | Description | Dimensions In. (mm) | Std. Pkg.* |
|-------------|-----------------------------|---------------------------------------|------------|
| PSL-GLB | Lock box for group lockouts | 10.00 x 6.00 x 4.00 (254 x 152 x 102) | 1 |

*Order number required in multiples of Std. Pkg.

Self-Laminating Padlock Labels



- Used to identify employees' locks. Employees sign the label, attach it to the padlock, and overwrap with the clear vinyl to protect the legend.
- Available in six colors for departmental coding
- One piece design is easy to use

| Part Number | Description | Size In. (mm) | Std. Pkg.* |
|-------------|----------------------|-------------------------|------------|
| PSL-PL1BLU | Blue Padlock Label | 10.00 x 0.75 (254 x 19) | 25 |
| PSL-PL1BLK | Black Padlock Label | 10.00 x 0.75 (254 x 19) | 25 |
| PSL-PL1GRN | Green Padlock Label | 10.00 x 0.75 (254 x 19) | 25 |
| PSL-PL1RED | Red Padlock Label | 10.00 x 0.75 (254 x 19) | 25 |
| PSL-PL1WHT | White Padlock Label | 10.00 x 0.75 (254 x 19) | 25 |
| PSL-PL1YEL | Yellow Padlock Label | 10.00 x 0.75 (254 x 19) | 25 |

*Order number required in multiples of Std. Pkg.

Write-on Safety Tags



All tags have a write-on surface that accepts pen, pencil or marker pens. Can be permanently marked with Panduit Marker Pens shown on [page 21](#).

- Meet OSHA Standard 1910.147 requirements for tagout applications
- Semi-rigid plastic tags with a 0.38" (9 mm) brass grommet for greater strength and increased durability
- Tags can be attached with a lockout device or with a Panduit PLT2S nylon tie (50 lb. loop tensile strength) supplied with each tag
- PVT-† Package consists of 5 tags and 5 PLT2S cable ties
- PVT-†-Q Package consists of 25 tags and 25 PLT2S cable ties

| Part Number | Material | Size In. (mm) | Tags Per Pkg. | Std. Pkg.* |
|-------------|--------------------|------------------------|---------------|------------|
| PVT-† | Semi-Rigid Plastic | 3.00 x 5.75 (76 x 146) | 5 | 1 Pkg. |
| PVT-†-Q | Semi-Rigid Plastic | 3.00 x 5.75 (76 x 146) | 25 | 1 Pkg. |

*Order number of packages required in multiples of Std. Pkg.

† See [pages 17-20](#) for available safety tags.

Write-on Safety Tags (cont.)

Front Side of Tags (Back side is indicated by Style A, B or C under part number and shown in box below).




PVT-97
PVT-97-Q
Style B




PVT-146-Q
Style A



PVT-147-Q
Style A



PVT-148-Q
Style A



PVT-149-Q
Style A



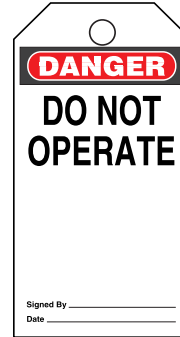
PVT-150-Q
Style A



PVT-41
Style A



PVT-15
Style C



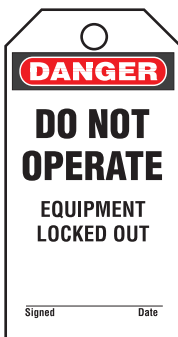
PVT-42-Q
Style A



PVT-43
Style A



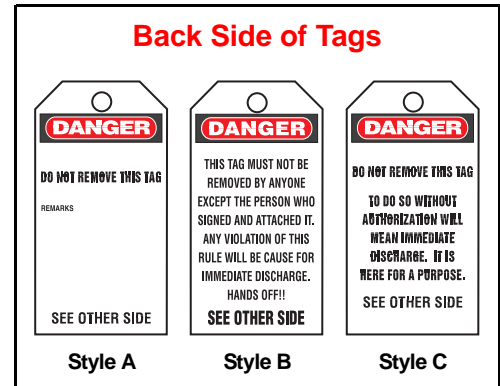
PVT-23
PVT-23-Q
Style C



PVT-153-Q
Style A



PVT-99
PVT-99-Q
Style B



PANDUIT® Lockout/Tagout Safety Tags

Write-on Safety Tags (cont.)

Front Side of Tags (Back side is indicated by Style A, B or C under part number and shown in box below).



PVT-44
PVT-44-Q
Style A



PVT-45-Q
Style A



PVT-155
PVT-155-Q
Style A



PVT-156-Q
Style A



PVT-157-Q
Style A



PVT-51-Q
Style A



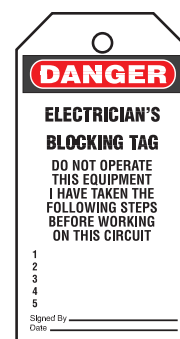
PVT-52-Q
Style A



PVT-158-Q
Style A



Front



Back


PVT-30
PVT-30-Q



PVT-96
PVT-96-Q
Style B



Front



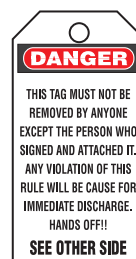
Back

PVT-160-Q

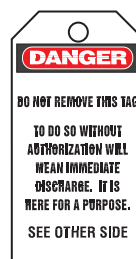
Back Side of Tags



Style A



Style B



Style C

Write-on Safety Tags (cont.)

Front Side of Tags (Back side is indicated by Style A, B or C under part number and shown in box below).

PVT-57-Q
Style A

PVT-27-Q
Style C

PVT-26-Q
Style C

PVT-9-Q
Style C

PVT-62-Q
Style A

Front

Back

PVT-98
PVT-98-Q

PVT-238-Q
Style A

Back Side of Tags

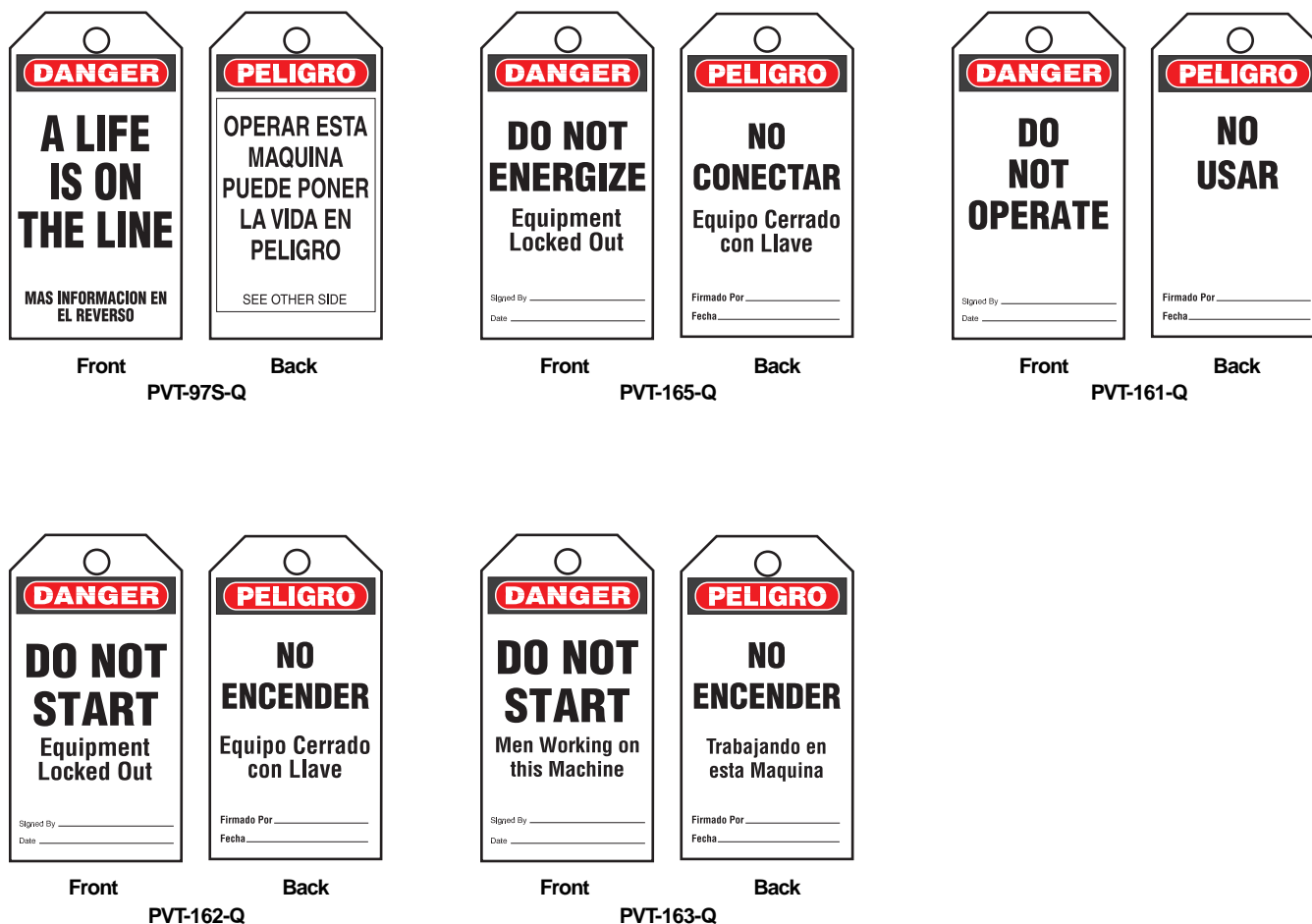
Style A

Style B

Style C

PANDUIT® Lockout/Tagout Safety Tags

Bilingual and Spanish Write-on Safety Tags



*Order number of packages required in multiples of Std. Pkg. See [page 16](#) for number of tags per package.

Self Laminating Photo Tags

- Semi-rigid plastic with polyester laminate to protect photo and other written data
- Package consists of 5 tags and 5 PLT2S (50lb. loop tensile strength) nylon cable ties
- Tags have write-on surface and are 3.00" x 5.75" (76 x 146 mm)

| Part Number | Std. Pkg.* |
|-------------|------------|
| PST-3 | 1 Pkg. |
| PST-12 | |

*Order number of packages required in multiples of Std. Pkg.



ISO Symbol Safety Tags

| Part Number | Language | Std. Pkg.* |
|-------------|------------|------------|
| PVT-*** | English | 1 Pkg. |
| PVT-***-NL | Dutch | |
| PVT-***-F | French | |
| PVT-***-D | German | |
| PVT-***-I | Italian | |
| PVT-***-N | Norwegian | |
| PVT-***-P | Portuguese | |
| PVT-***-E | Spanish | |

*Order number of packages required in multiples of Std. Pkg.

- The International Organization for Standardization (ISO) has established a system to communicate safety information without the use of words
- Package consists of 5 tags and 5 PLT2S (50lb. loop tensile strength) nylon cable ties
- Semi-rigid plastic tags have write-on surface and are 3.00" x 5.75" (76 x 146 mm)
- Available in 8 languages



Replacement Nylon Ties

In addition to the PLT1.5I and PLT2S nylon ties supplied with our lockout tags, Panduit offers other ties in different sizes, colors and materials which can be used with tags. Contact factory for details.

| Part Number | Material | Approx. Length In. (mm) | Min. Loop Tensile Strength Lbs. (N) | Std. Pkg.* |
|-------------|-----------------------------|-------------------------|-------------------------------------|------------|
| PLT1.5I-C | Natural Nylon 6.6 (Indoor) | 5.6 (142) | 40 (178) | 100 |
| PLT2S-C† | | 7.4 (188) | 50 (222) | 100 |
| PLT1.5I-C0 | Weather Resistant Nylon 6.6 | 5.6 (142) | 40 (178) | 100 |
| PLT2S-C0† | | 7.4 (188) | 50 (222) | 100 |

*Order number of ties required in multiples of Std. Pkg.

†PLT2S ties meet OSHA's 50 lb. tensile strength tag attachment requirement

Marking Pens Used on Safety Tags

Permanent, fast drying ink. Fine tips.



| Part Number | Color | Description | Std. Pkg.* |
|-------------|-------|---------------------------------------|------------|
| PFX-0 | Black | Color of cap and end is color of ink. | 12 |
| PFX-2 | Red | | 12 |

* Order number of pens required in multiples of Std. Pkg.

Standout (3D) Lockout Sign



- Rigid acrylic standout sign will identify the location of locks, lockout devices and tags from any vantage point on the plant floor
- Stands out 4.00" (102 mm) from the wall
- Pre-drilled holes as well as self-adhesive mounting pads and mounting screws and washers are provided for quick and easy installation

| Part Number | Description | Size In. (mm) | Std. Pkg.* |
|-------------|----------------------------|-------------------------|------------|
| PAS-LOTO | Standout (3D) Lockout Sign | 6.00 x 8.75 (152 x 222) | 1 |

*Order number of signs required in multiples of Std. Pkg.

Safety Signs



Panduit offers signs in three materials:

Indoor Adhesive Vinyl (Type PVS)

- Economical, general purpose signs for use in most environments
- Very good adhesive properties when applied to a clean surface

Indoor/Outdoor Sub-Surface Printed Adhesive Polyester (Type PPS)

- High quality signs for use indoors and outdoors
- Excellent resistance to UV light, chemical atmosphere, and abrasion
- Excellent life and adhesion properties
- Printed graphics are protected by clear polyester laminate

Indoor/Outdoor Rigid Polyethylene (Type PRS)

- Rugged signs for indoors and outdoors
- Abrasion resistant
- Used where adhesives will not work

†See [pages 23-26](#) for available Safety Signs.

| Part Number Prefix | Material | Sign Size In. (mm) | Signs Per Card | Std. Pkg.* |
|--------------------|-------------------------------------|---------------------------|----------------|------------|
| PVS0204† | Indoor Adhesive Vinyl | 2.25 x 4.50 (57 x 114) | 2 | 5 Cards |
| PVS0305† | | 3.50 x 5.00 (89 x 127) | 2 | 5 Cards |
| PVS0503† | | 5.00 x 3.50 (127 x 89) | 1 | 5 Signs |
| PVS0505† | | 5.00 x 5.00 (127 x 127) | 1 | 5 Signs |
| PVS0507† | | 5.00 x 7.00 (127 x 178) | 1 | 5 Signs |
| PVS0705† | | 7.00 x 5.00 (178 x 127) | 1 | 5 Signs |
| PVS0710† | | 7.00 x 10.00 (178 x 254) | 1 | 1 Sign |
| PVS1007† | | 10.00 x 7.00 (254 x 7.00) | 1 | 1 Sign |
| PPS0202† | Indoor / Outdoor Adhesive Polyester | 2.25 x 2.25 (57 x 57) | 4 | 5 Cards |
| PPS0305† | | 3.50 x 5.00 (89 x 127) | 2 | 5 Cards |
| PPS0505† | | 5.00 x 5.00 (127 x 127) | 1 | 5 Signs |
| PPS0710† | | 7.00 x 10.00 (178 x 254) | 1 | 1 Sign |
| PRS0710† | Indoor / Outdoor Rigid Polyethylene | 7.00 x 10.00 (178 x 254) | 1 | 1 Sign |
| PRS1007† | | 10.00 x 7.00 (254 x 178) | 1 | 1 Sign |
| PRS1014† | | 10.00 x 14.00 (254 x 356) | 1 | 1 Sign |
| PRS2014† | | 20.00 x 14.00 (508 x 356) | 1 | 1 Sign |

*Order number required in multiples of Std. Pkg.

Lockout / Tagout Safety Signs

See [page 22](#) for information on part number sizes and materials.



PVS0204C531



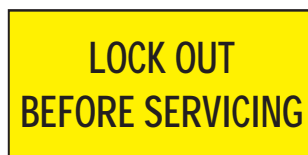
PVS0710C180
PRS0710C180



PRS0710D83



PVS0204C523



PVS0204C176



PVS0204C175
PVS0507C175



PVS0204C171
PVS0710C171



PVS0204C177



PVS0204W172
PVS0710W172



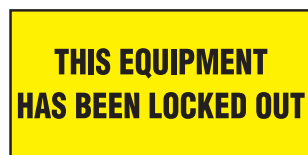
PVS0204C179



PVS0204C529



PVS0204C501



PVS0204C526



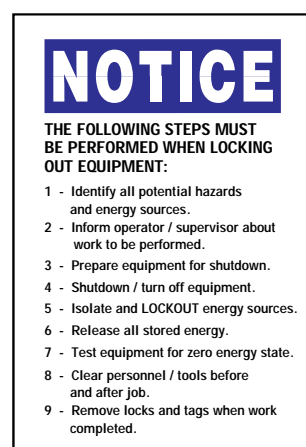
PVS0710C173
PRS0710C173



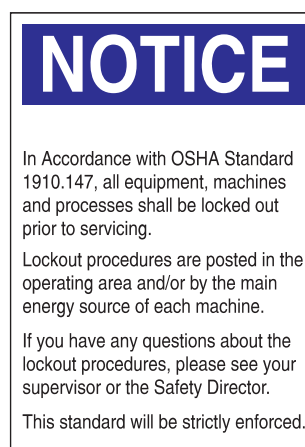
PVS0204C524



PVS0204C525



PVS0503N458
PVS0705N458
PVS1007N458
PRS1007N458



PRS2014N182

Electrical Hazard Safety Signs

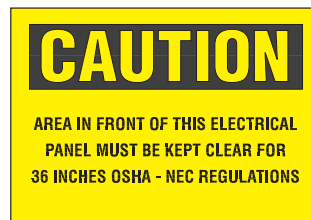
See [page 22](#) for information on part number sizes and materials.



PPS0710D72S



PPS0710D66



PPS0710C141



PRS0507C143



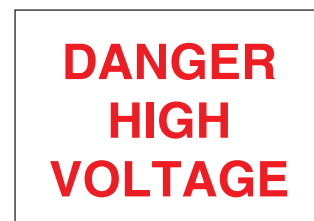
PPS0710D68
PRS0710D68



PRS0710B361



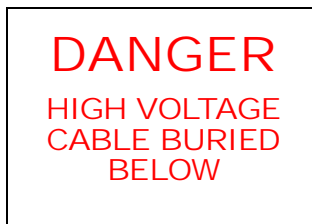
PRS0710B360



PVS0509B364
PVS0710B364
PPS0509B364
PPS0710B364
PRS0710B364
PRS1014B364



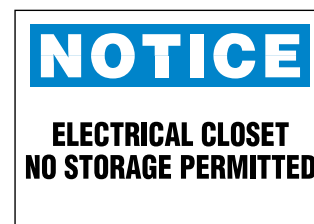
PPS0514B363



PRS1014B365



PRS1014D71



PPS0710N203



PPS0710D70
PRS1014D70



PPS0305D77
PPS0710D77



PVS0204D72
PVS0710D72
PPS0710D72
PRS0710D72
PRS1007D72
PRS1014D72
PRS1420D72
PVS0109D72



PPS1007D72SE

Electrical Hazard Safety Signs

See [page 22](#) for information on part number sizes and materials.



PRS1014D79



PPS0305D73
PPS0710D73
PPS1014D73
PRS1014D73
PRS1420D73



PRS1420D74




PPS0305D75
PPS0710D75
PPS1014D75
PRS1420D75



PRS0910D453



PPS0204W2100
PPS0305W2100
PPS0507W2100



PVS0305W2101
PVS0507W2101



PRS1014D27



PPS0710D28
PRS0710D28
PRS1014D28

Machine and Operational Safety Signs

See [page 22](#) for information on part number sizes and materials.



PPS0710D24



PPS0710N191



PPS0202B494



PPS0710C119



PVS0204C533



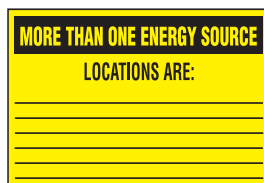
PRS1014D84



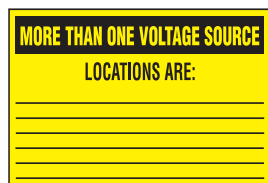
PPS0202B521



PRS1014C122



PVS0710C519



PVS0710C518



PPS0202B493



PVS0204D100



PVS0204C522



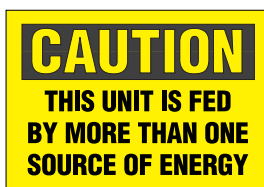
PVS0204C178




PPS0710D101
PRS0710D101
PRS1014D101



PVS0705C181



PVS0305C174
PVS0505C174
PPS0305C174
PPS0505C174



PPS0202B520



PPS0710D102



Circuit Breaker Directory Sign

- Eliminate the guesswork when identifying power sources — a must for lockout/tagout compliance
- Adhesive paper sign designed to provide clear identification of circuit breaker connections, list up to 40 circuits

| Part Number | Description | Size In. (mm) | Signs Per Pkg. | Std. Pkg.* |
|-------------|--------------------------------|--------------------------|----------------|------------|
| PES-S1 | Circuit Breaker Directory Sign | 13.00 x 5.50 (330 x 140) | 5 | 1 Pkg. |



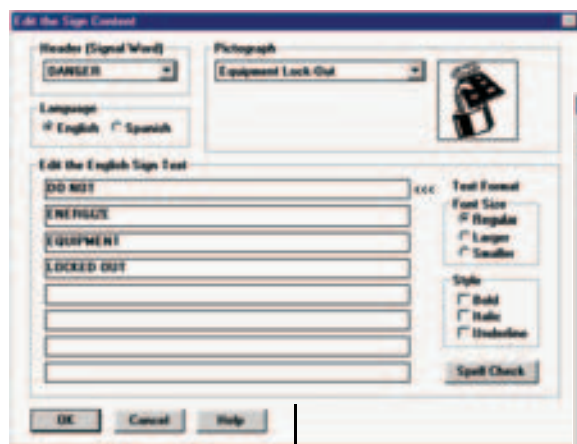
SAFETY EASE™ Safety Sign Software and Accessories

Create lockout, operational and electrical signs and tags in minutes!

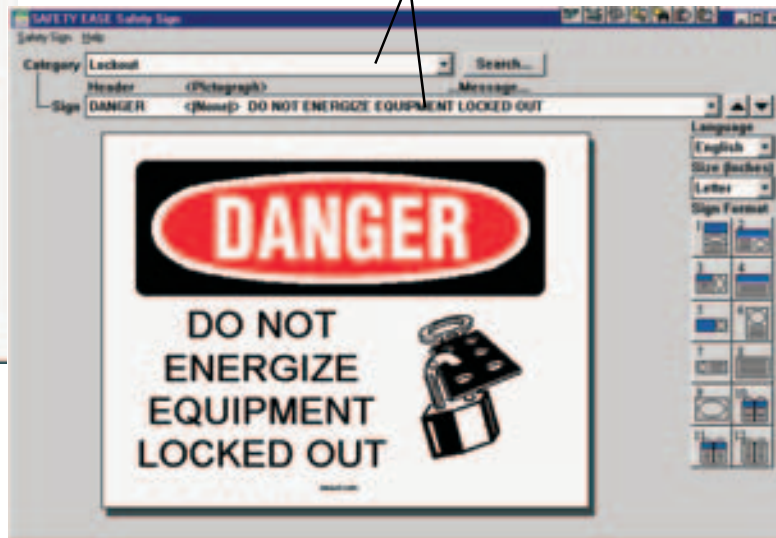
- Create cost-effective English and Spanish signs and tags on your ink jet or laser printer
- Select from over 2,000 pre-defined safety and general facility legends or create your own custom legend
- Pictographs and spell check included
- System Requirements: WINDOWS^ 3.1 or higher, 386 processor or higher, 4 Mb RAM for WINDOWS 3.1 and 3.11, 8 Mb RAM for WINDOWS 95 and higher, 5 Mb RAM hard drive space

| Part Number | Description | Format | Std. Pkg.* |
|-------------|----------------------|--------------------|------------|
| SEZ-SN | Safety Sign Software | (2) 3.5" Diskettes | 1 |

Convenient Category and Message Pull Down Menus allow user to choose from over 2,000 legends



Pop Up Edit Screen allows the user to quickly edit text, change headers and add pictographs



Adhesive Laser Printable Signs



- Indoor pressure sensitive Polyolefin signs with square corners on stay flat liner

| Part Number | Header | Color (Legend/Background) | Size In. (mm) | Signs/ Pkg. | Std. Pkg.* |
|--------------|-----------|---------------------------|------------------------|-------------|------------|
| SEZ-1DLL | DANGER | Red and Black/White | 8.5 x 11.0 (216 x 279) | 25 | 1 Pkg. |
| SEZ-1CLL | CAUTION | Black/Yellow | | | |
| SEZ-1NLL | NOTICE | Blue/White | | | |
| SEZ-1WLL | WARNING | Black/Orange | | | |
| SEZ-1YLL | No Header | Yellow | | | |
| PLL-25-PO-SH | No Header | White | | | |

^WINDOWS is a registered trademark of Microsoft

SAFETY EASE™ Products (cont.)

Self-Laminating Adhesive Sign Carriers

- Convert paper to adhesive indoor signs
- For clean and dry surfaces

| Part Number | Carrier Size In. (mm) | For Maximum Label Size In. (mm) | Carriers Per Pkg. | Std. Pkg.* |
|-------------|------------------------|---------------------------------|-------------------|------------|
| SEZ-SNC4 | 7.0 x 6.0 (178 x 152) | 6.0 x 5.0 (152 x 127) | 5 | 1 Pkg. |
| SEZ-SNC2 | 10.5 x 7.0 (267 x 178) | 9.5 x 6.0 (241 x 152) | 5 | |
| SEZ-SNC3 | 12.0 x 6.0 (305 x 152) | 11.0 x 5.0 (279 x 127) | 5 | |
| SEZ-SNC1 | 12.0 x 9.5 (305 x 241) | 11.0 x 8.5 (279 x 216) | 5 | |



Print paper marker using a laser or ink jet printer and cut out with scissors.



Place marker between the two pieces of self-adhesive laminate liner.



Remove top adhesive liner by peeling and press firmly onto top of marker.




Remove liner on back of carrier and adhere to clean, dry surface.

Self-Laminating Rigid Sign Carriers

- Convert paper to rigid indoor signs
- Cut out paper sign and insert into the self-laminating carrier

| Part Number | Carrier Size In. (mm) | For Maximum Label Size In. (mm) | Carriers Per Pkg. | Std. Pkg.* |
|-------------|------------------------|---------------------------------|-------------------|------------|
| SEZ-RSC1 | 7.0 x 6.0 (178 x 152) | 6.0 x 5.0 (152 x 127) | 5 | 1 Pkg. |
| SEZ-RSC2 | 10.5 x 7.0 (267 x 178) | 9.5 x 6.0 (241 x 152) | 5 | |
| SEZ-RSC4 | 12.0 x 6.0 (305 x 152) | 11.0 x 5.0 (279 x 127) | 5 | |
| SEZ-RSC3 | 12.0 x 9.5 (305 x 241) | 11.0 x 8.5 (279 x 216) | 5 | |

Indoor Rigid Vinyl Safety Tag Carriers



Print paper tag using a laser or ink-jet printer. Use scissors to cut out tag.



Place tag between self-adhesive laminate liner and rigid vinyl backing. Fasten tag with Panduit Cable Tie.

- Create your own rigid indoor tags with protected legends in minutes! Using the PST Tag carrier allows tags to be resistant to mild chemicals and acids. Sturdy brass grommet provides extra durability
- Panduit PLT2S (7.4") nylon ties included for quick and easy installation
- Meet OSHA Standard 1910.147 for lockout tag 50 lb. pull force requirement

| Part Number | Description | Lamination | Carriers and Ties/ Pkg. | Std. Pkg.* |
|-------------|------------------------------|----------------|-------------------------|------------|
| PST-4 | Tag Carriers with overlamine | Front Only | 25 | 1 Pkg. |
| PST-5 | | Front and Back | 25 | |


Economical Card Stock Tags for Ink Jet Printers



Print sheet of tag stock using an ink-jet printer. Tear tags apart on perforation.

- Economical solution for temporary, indoor tags

| Part Number | Description | Color | Sheets/ Pkg. | Std. Pkg.* |
|-------------|--|--------|--------------|------------|
| SEZ-TAGWH | Perforated card stock, four blank tags per sheet | White | 25 | 1 Pkg. |
| SEZ-TAGOR | | Orange | | |
| SEZ-TAGY | | Yellow | | |



Voltage and Fiber Optic Adhesive Markers


- Durable Indoor Vinyl Material
- Available in 3 sizes
- Black legend on orange background

| Style | Conduit O.D. In. (mm) | Marker Size Width x Length In. (mm) | Markers Per Card | Std. Pkg.* |
|-------|--------------------------|---|------------------------|---------------|
| A | 3.00 (76) and Over | 9.00 x 2.25 (229 x 57) | 1 | 5 Cards |
| B | 1.25 - 3.00 (32 - 76) | 4.50 x 1.13 (114 x 29) | 4 | |
| C | 1.25 (32) and Under | 2.25 x 0.50 (57 x 13) | 18 | |

*Order number of cards required in multiples of Std. Pkg.

| Part Number | | | Legend | Color (Legend/Bkgrnd) |
|--------------|--------------|--------------|-------------------|--------------------------|
| Style A | Style B | Style C | | |
| PCV-110A | PCV-110B | PCV-110C | 110 Volts | Black/Orange |
| PCV-115A | PCV-115B | PCV-115C | 115 Volts | |
| PCV-120A | PCV-120B | PCV-120C | 120 Volts | |
| PCV-120/208A | PCV-120/208B | PCV-120/208C | 120/208 Volts | |
| PCV-208A | PCV-208B | PCV-208C | 208 Volts | |
| PCV-220A | PCV-220B | PCV-220C | 220 Volts | |
| PCV-230A | PCV-230B | PCV-230C | 230 Volts | |
| PCV-240A | PCV-240B | PCV-240C | 240 Volts | |
| PCV-240/480A | PCV-240/480B | — | 240/480 Volts | |
| PCV-277A | PCV-277B | PCV-277C | 277 Volts | |
| PCV-277/480A | PCV-277/480B | PCV-277/480C | 277/480 Volts | |
| PCV-380A | PCV-380B | PCV-380C | 380 Volts | |
| — | PCV-415B | — | 415 Volts | |
| PCV-440A | PCV-440B | PCV-440C | 440 Volts | |
| PCV-460A | PCV-460B | PCV-460C | 460 Volts | |
| PCV-480A | PCV-480B | PCV-480C | 480 Volts | |
| PCV-550A | PCV-550B | PCV-550C | 550 Volts | |
| PCV-600A | PCV-600B | PCV-600C | 600 Volts | |
| PCV-2300A | PCV-2300B | — | 2300 Volts | |
| PCV-2400A | PCV-2400B | — | 2400 Volts | |
| PCV-4160A | PCV-4160B | — | 4160 Volts | |
| PCV-4800A | — | — | 4800 Volts | |
| PCV-12000A | — | — | 12000 Volts | |
| PCV-12470A | PCV-12470B | — | 12470 Volts | |
| PCV-13200A | PCV-13200B | — | 13200 Volts | |
| PCV-13800A | PCV-13800B | — | 13800 Volts | Black/Orange |
| — | PCV-ACB | PCV-ACC | AC | |
| PCV-BLANKA | PCV-BLANKB | PCV-BLANKC | Blank-No Legend | |
| — | — | PCV-CNC | Circuit # | |
| — | PCV-CBB | — | Circuit Breaker | |
| PCV-DCA | PCV-DCB | PCV-DCC | DC | |
| PCV-ESA | PCV-ESB | PCV-ESC | Emergency Service | |
| PCV-FOA | PCV-FOB | PCV-FOC | Fiber Optic | |
| PCV-FOCA | PCV-FOCB | PCV-FOCC | Fiber Optic Cable | |
| — | PCV-FAB | PCV-FAC | Fire Alarm | |
| — | PCV-L/PB | — | Light & Power | |
| — | PCV-LTSB | PCV-LTSC | Lights | |
| PCV-MAINA | PCV-MAINB | PCV-MAINC | Main | |
| PCV-PWRA | PCV-PWRB | PCV-PWRC | Power | |
| PCV-1PHA | PCV-1PHB | PCV-1PHC | Single Phase | |
| PCV-TELEA | PCV-TELEB | PCV-TELEC | Telephone | |
| PCV-3PHA | PCV-3PHB | PCV-3PHC | Three Phase | |
| — | PCV-VOLTSB | PCV-VOLTSC | ____ VOLTS | |

PANDUIT® Voltage Markers



Voltage and Fiber Optic Snap-On Markers (Non-Adhesive)

- Pre-coiled, sub-surface printed markers for indoor use
- Available in 2 sizes
- Rigid Polyester
- Black legend on orange background

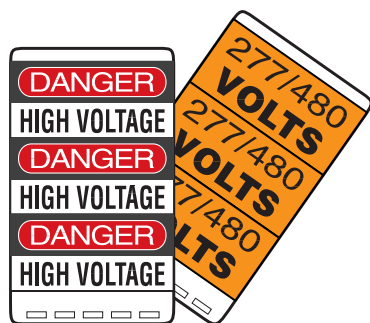
| Style | Conduit O.D. In. (mm) | Marker Size Width x Length In. (mm) | Std. Pkg.* |
|-------|--------------------------|---|---------------|
| M | 2.25 - 6.00 (57 - 152) | 14.00 x 23.00 (356 x 584) | 1 Marker |
| R | 0.75 - 2.25 (19 - 57) | 8.00 x 8.00 (203 x 203) | |

*Order number of markers required in multiples of Std. Pkg.

| Part Number | | Legend | Color (Legend/Bknd) |
|-------------|----------|-------------|------------------------|
| Style M | Style R | | |
| — | PCV-120R | 120 Volts | Black/Orange |
| PCV-480M | PCV-480R | 480 Volts | |
| PCV-4160M | — | 4160 Volts | |
| PCV-FOM | PCV-FOR | Fiber Optic | |

Marker Books

Vinyl



Marker Size:
1.50" x 3.25" (38 x 82 mm)

| Part Number | Legend | Markers Per Page | Markers Per Book | Std. Pkg.* |
|-----------------|---------------------|------------------|------------------|------------|
| Voltage Markers | | | | |
| PCVB-110 | 110 Volts | 3 | 30 | 1 Book |
| PCVB-220 | 220 Volts | | | |
| PCVB-277 | 277 Volts | | | |
| PCVB-277/480 | 277/480 Volts | | | |
| PCVB-440 | 440 Volts | | | |
| PCVB-480 | 480 Volts | | | |
| PCVB-550 | 550 Volts | | | |
| PCVB-4160 | 4160 Volts | | | |
| Safety Signs | | | | |
| PSSB-13 | Danger High Voltage | 3 | 30 | 1 Book |

*Order number of books required in multiples of Std. Pkg.

Label Dispensers



- Self-adhesive labels with write-on surface in handy dispenser

| Part Number | Material | Size In. (mm) | Labels per Dispenser | Std. Pkg.* |
|-------------|------------------------------|-----------------------|----------------------|------------|
| PLD-† | Subsurface Printed Polyester | 1.50 x 1.00 (38 x 25) | 200 | 1 disp. |
| PLD-57 | | 0.75 (19) diameter | 300 | |
| PLD-71 | | 2.00 x 1.00 (51 x 25) | 150 | |

*Order number of dispensers required in multiples of Std. Pkg.

† See below for available label dispensers.



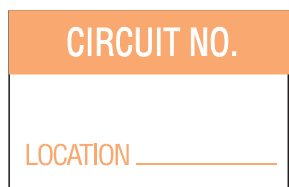
PLD-52
ISO 3864 Warning -
Risk of Danger



PLD-56
ISO 3864 Warning -
Risk of Electric Shock



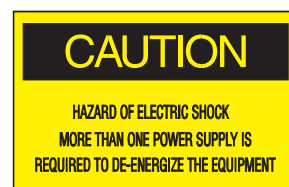
PLD-36 Caution 120V
PLD-37 Caution 220V
PLD-38 Caution 240V
PLD-91 Caution 480V



PLD-12



PLD-57
ISO 3864



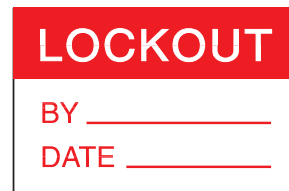
PLD-74



PLD-43



PLD-67
NEC 110-31



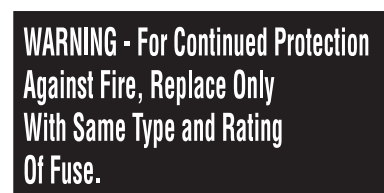
PLD-68



PLD-72



PLD-81
NEC 230.70(b)



PLD-71
NEC 240.53


PANDUIT® Electrical Warning Labels

Electrical Symbols on Cards

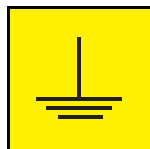
| Part Number | Marker Size In. (mm) | Markers per Card | Material | Std. Pkg.* |
|-------------|-----------------------|------------------|-------------|------------|
| PESC-H-† | 0.51 x 0.51 (13 x 13) | 60 | Vinyl Cloth | 10 Cards |
| PESC-J-† | 0.75 x 0.75 (19 x 19) | 36 | | |

* Order number of cards required in multiples of Std. Pkg.

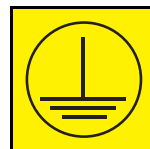
† See below for additional electrical symbols on cards.



PESC-†-AT
Warning of Dangerous
Electrical Voltage



PESC-†-E
Earth (Ground)



PESC-†-EC
Protective Earth
(Ground)




PESC-†-PE
Protective Conductor


Electrical Warning Labels



WL25
Reusable adhesive allows label to be
applied, unsealed and resealed.



WL32
ISO 3864



WL33
ISO 3864

| Part Number | Material | Legend | Color (Legend/ Background) | Label Size Width x Length In. (mm) | Labels per Pkg. | Std. Pkg. Qty.* |
|-------------|-----------------|---------------------------------------|----------------------------|------------------------------------|-----------------|-----------------|
| WL25 | Polyester | Warning....Lift & Lock | Black/Yellow | 3.50 x 1.50 (89 x 38) | 50 | 1 Pkg. |
| WL32 | Laminated Vinyl | Warning Risk Of Electrical Shock Sym. | Black/Yellow | 1.50 (38) Triangle | 50 | |
| WL33 | Laminated Vinyl | Warning Risk Of Electrical Shock Sym. | Black/Yellow | 4.50 (114) Triangle | 50 | |



* Order number of packages required in multiples of Std. Pkg. Qty.

ISO Labels - Warning Labels

- The International Organization for Standardization (ISO) has established a system to communicate safety information without the use of words. This is accepted in most countries worldwide. Colors and shapes recognizable worldwide are prescribed.



ISO symbology for "Risk of Danger" is a triangle (using black and yellow as its primary colors) to denote "WARNING." The symbols below are those generally accepted as usable without supplementary signs to explain the essence of the message.

- Ref. ISO 3864 (DIN 40008, DIN 4844)

| Part Number | Legend | Description | Triangular Length In. (mm) | Markers Per Card | Material | Std. Pkg.* |
|--|---|----------------------------------|---|--------------------------|-----------------|------------|
| PESW-A-1 PESW-B-1 PESW-C-1 PESW-D-1 PESW-E-1 |  | Warning - Risk of Electric Shock | 0.49 (12.5) 0.98 (25.0) 1.97 (50.0) 3.94 (100.0) 7.87 (200.0) | 10 10 10 3 1 | Laminated Vinyl | 10 Cards |
| PESW-A-9 PESW-B-9 PESW-C-9 PESW-D-9 PESW-E-9 |  | Warning of Hazard | 0.49 (12.5) 0.98 (25.0) 1.97 (50.0) 3.94 (100.0) 7.87 (200.0) | 10 10 10 3 1 | | |

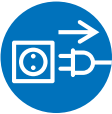
ISO Labels — Prohibition Labels

- The circle denotes a prohibition or mandatory action. The following symbols in red, white and black prohibit certain behavior.
- Ref. ISO 3864 (DIN 40008, DIN 4844)

| Part Number | Symbol | Description | Marker Diameter In. (mm) | Markers Per Card | Material | Std. Pkg.* |
|----------------------------------|---|---------------------|---------------------------------------|------------------|-----------------|------------|
| PESV-C-1 PESV-D-1 PESV-E-1 |  | Do not throw switch | 1.97 (50) 3.94 (100) 7.87 (200) | 5 1 1 | Laminated Vinyl | 10 Cards |
| PESV-C-2 PESV-D-2 PESV-E-2 |  | Do not touch | 1.97 (50) 3.94 (100) 7.87 (200) | 5 1 1 | | |

ISO Labels — Mandatory Labels

- The below symbol denotes a mandatory action without the use of words. The most common mandatory action in the Electrical Industry is to insure the electrical supply is switched off.
- Ref. ISO3864 (DIN 40008)

| Part Number | Symbol | Description | Marker Diameter In. (mm) | Markers Per Card | Material | Std. Pkg.* |
|--|---|--|---|--------------------|-----------------|------------|
| PESG-A-1 PESG-B-1 PESG-C-1 PESG-D-1 |  | Switch off electrical supply before working on equipment | 0.49 (13) 0.98 (25) 1.97 (50) 3.94 (100) | 10 10 5 1 | Laminated Vinyl | 10 Cards |

Panduit offers a complete line of ISO Warning, Prohibition and Mandatory Symbol labels. Contact Customer Service for more information.

Panduit Corp. Generic Lock Order Form

One Form per Generic Lock Option

Fax orders to Panduit Corp. - Attn. Customer Service (708) 570-3570

Generic Locks are Non-Returnable

Date: _____

Panduit Sales Rep: _____

From: _____

Distributor: _____

Telephone #: _____

End-User: _____

Distributor Contact: _____

Telephone #: _____

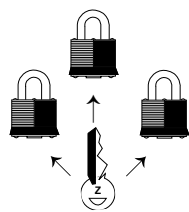
Telephone #/Fax #: _____

Account #: _____


Account #: _____

Generic Padlock Options

KEYED ALIKE SYSTEM

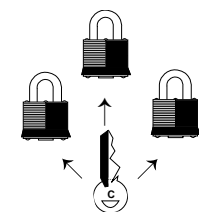
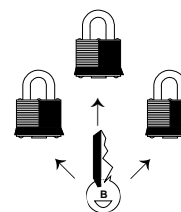
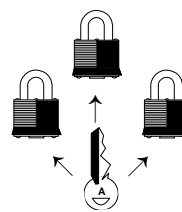


INDIVIDUALLY KEYED AND MASTER KEYED



MASTER KEY "A123"

KEYED ALIKE AND MASTER KEYED



MASTER KEY "ABC"

(Opens all locks in groups "A" "B" "C")

| Generic Lock Part Number | Description | Qty Min. 12/Lock Series | Notes (Colors, Key Numbers, Set Description) |
|--------------------------|-------------|----------------------------|---|
|--------------------------|-------------|----------------------------|---|

| | | | |
|--------------|---|--|--|
| GPSL-3KA | Keyed Alike Padlock - 3/4" Shackle | | |
| GPSL-3LSKA | Keyed Alike Padlock - 2" Shackle | | |
| GPSL-3MK | Master Keyed Padlock - 3/4" Shackle | | |
| GPSL-3LSMK | Master Keyed Padlock - 2" Shackle | | |
| GPSL-3MKEY | Master Key for a PSL-3 Master Keyed Padlock | | |
| GPSL-3KAMK | Keyed Alike and Master Keyed Padlock - 3/4" Shackle | | |
| GPSL-3LSKAMK | Keyed Alike and Master Keyed Padlock - 2" Shackle | | |

| | | | |
|--------------|--|--|--|
| GPSL-4KA | Keyed Alike Padlock | | |
| GPSL-4LBKA | Keyed Alike Padlock - Long Body | | |
| GPSL-4MK | Master Keyed Padlock | | |
| GPSL-4BMK | Master Keyed Padlock - Long Body | | |
| GPSL-4MKEY | Master Key for a PSL-4 Master Keyed Padlock | | |
| GPSL-4KAMK | Keyed Alike and Master Keyed Padlock | | |
| GPSL-4LBKAMK | Keyed Alike and Master Keyed Padlock - Long Body | | |

| | | | |
|---------------|---|--|--|
| GPSL-11KA | Keyed Alike Padlock - 1" Shackle | | |
| GPSL-11LSKA | Keyed Alike Padlock - 3" Shackle | | |
| GPSL-11MK | Master Keyed Padlock - 1" Shackle | | |
| GPSL-11LSMK | Master Keyed Padlock - 3" Shackle | | |
| GPSL-11MKEY | Master Key for a PSL-11 Master Keyed Padlock | | |
| GPSL-11KAMK | Keyed Alike and Master Keyed Padlock - 1" Shackle | | |
| GPSL-11LSKAMK | Keyed Alike and Master Keyed Padlock - 3" Shackle | | |

For Pricing and Lead Time Information, Contact Customer Service at 888-506-5400, ext. 4959.

Panduit Corp. Generic Adhesive PPS Safety Sign Order Form






One Form per Generic Sign Option
Fax orders to Panduit Corporation, Attn: Customer Service (708) 570-3570
Generic Signs are Non-Returnable

Date: _____ Panduit Sales Rep: _____
 From: _____ Distributor: _____
 Telephone #: _____
 End User: _____

 Telephone#/Fax#: _____ Distributor Contact: _____
 Account #: _____ Telephone#/Fax#: _____
 Account #: _____

Generic PPS Sign Options

Select the Generic Polyester Sign Part Number and Quantity

| Size |  Black on White |  Black on Yellow |  Black on White |  Black on White |  Black on Orange | "No Header" Black on Orange | "No Header" Black on White | "No Header" Black on Yellow |
|-----------|---|--|---|---|---|--------------------------------|-------------------------------|--------------------------------|
| 3" x 5" | GPPS0305D | GPPS0305C | GPPS0305N | GPPS0305SF | GPPS0305W | GPPS0305B-BO | GPPS0305B-BW | GPPS0305B-BY |
| 7" x 10" | GPPS0710D | GPPS0710C | GPPS0710N | GPPS0710SF | GPPS0710W | GPPS0710B-BO | GPPS0710B-BW | GPPS0710B-BY |
| 10" x 14" | GPPS1014D | GPPS1014C | GPPS1014N | GPPS1014SF | GPPS1014W | GPPS1014B-BO | GPPS1014B-BW | GPPS1014B-BY |

Quantity Per Legend Per Size (Minimum of 10): _____ Part Number: _____

Print Legend in the Format Required:

Include Logos and/or Pictograms

Check Applicable Order Requirements

____ Pictogram (type _____)
 ____ Logo Required (camera ready artwork must accompany order form)
 ____ Character Height (legend will be formatted to fit the size of the sign unless otherwise specified): _____

ARTWORK APPROVAL (Panduit reserves the right to assign artwork approval when necessary)

Notes: _____

For Pricing and Lead Time Information, Contact Customer Service at (888) 506-5400, extension 4959

PanWeb contains the current revisions of documents. Printed copies should be checked for current date prior to use.

Panduit Corp. Generic Semi-Rigid PRS Safety Sign Order Form

One Form per Generic Sign Option

Fax orders to Panduit Corporation, Attn: Customer Service (708) 570-3570**Generic Signs are Non-Returnable**

Date: _____

Panduit Sales Rep: _____

From: _____

Distributor: _____

Telephone #: _____

End User: _____

Distributor Contact: _____

Telephone#/Fax#: _____






Telephone#/Fax#: _____

Account #: _____

Account #: _____

Generic PRS Sign Options

Select the Generic Semi-Rigid GMPE1 Polyethylene Sign Part Number and Quantity

| Size |  Black on White |  Black on Yellow |  Black on White |  Black on White |  Black on Orange | "No Header" Black on Orange | "No Header" Black on White | "No Header" Black on Yellow |
|-----------|---|--|---|---|---|--------------------------------|-------------------------------|--------------------------------|
| 7" x 10" | GPRS0710D | GPRS0710C | GPRS0710N | GPRS0710SF | GPRS0710W | GPRS0710B-BO | GPRS0710B-BW | GPRS0710B-BY |
| 10" x 14" | GPRS1014D | GPRS1014C | GPRS1014N | GPRS1014SF | GPRS1014W | GPRS1014B-BO | GPRS1014B-BW | GPRS1014B-BY |
| 14" x 20" | GPRS1420D | GPRS1420C | GPRS1420N | GPRS1420SF | GPRS1420W | GPRS1420B-BO | GPRS1420B-BW | GPRS1420B-BY |

Quantity Per Legend Per Size (Minimum of 10): _____ Part Number: _____

Print Legend in the Format Required:

Include Logos and/or Pictograms



Each sign will have (1) .1875" hole in each corner and .375" radius corners.

Check Applicable Order Requirements

____ Pictogram (type _____)

____ Logo Required (camera ready artwork must accompany order form)

____ Character Height (legend will be formatted to fit the size of the sign unless otherwise specified):

ARTWORK APPROVAL (Panduit reserves the right to assign artwork approval when necessary)

Notes: _____

For Pricing and Lead Time Information, Contact Customer Service at (888) 506-5400, extension 4959

PanWeb contains the current revisions of documents. Printed copies should be checked for current date prior to use.

Panduit Corp. Generic Conduit and Voltage Marker Order Form

One Form per Generic Marker Option

Fax orders to Panduit Corporation, Attn: Customer Service (708) 570-3570

Generic Markers are Non-Returnable

Date: _____
 From: _____
 Telephone #: _____
 End User: _____

 Telephone#/Fax#: _____
 Account #: _____

Panduit Sales Rep: _____
 Distributor: _____

 Distributor Contact: _____
 Telephone#/Fax#: _____
 Account #: _____


Generic Conduit and Voltage Marker Options

Pressure Sensitive Adhesive GMV1 Vinyl Conduit and Voltage Markers

LEGEND

STYLE A

Marker size: 2.25" x 9" - 1 marker per card
 Character height: 1.75"



STYLE B

Marker size: 1.125" x 4.5" - 1 marker per card
 Character height: .75"

STYLE C

Marker size: .50" x 2.25" - 18 marker per card
 Character height: .3125"

Minimum Order Quantity: 10 cards per legend per size
 and in multiples of 5 cards

| Part Desired ✓ | Quantity of Cards | Part Number | Legend Color | Backgrnd Color | Style | Markers/ Card |
|-------------------|-------------------|-------------|--------------|----------------|-------|---------------|
| | | GPCV-AO | BLACK | ORANGE | A | 1 |
| | | GPCV-BO | BLACK | ORANGE | B | 4 |
| | | GPCV-CO | BLACK | ORANGE | C | 18 |
| | | GPCV-AY | BLACK | YELLOW | A | 1 |
| | | GPCV-BY | BLACK | YELLOW | B | 4 |
| | | GPCV-CY | BLACK | YELLOW | C | 18 |

Print Legend Required
 Legend to fit on one line. Max. 17 characters including spaces.

* Note: In Style B and C, if you want several different legends on a card, draw the lines to signify label division on the legend area. Write in the different legends needed.

Semi-Rigid Snap-On GMPET Polyester Conduit and Voltage Markers



- Protected graphics
- 6 Reversible legends per marker
- Character height: Size M - .50"
- Size R - .75"

Minimum Order Quantity: 10 markers per legend per size

| Part Desired ✓ | Quantity of Markers | Part Number | Legend Color | Backgrnd Color | Style | Length of Marker | Conduit O.D. Range |
|-------------------|---------------------|-------------|--------------|----------------|-------|------------------|--------------------|
| | | GPCV-RO | BLACK | ORANGE | R | 8" | 3/4" - 2 1/4" |
| | | GPCV-MO | BLACK | ORANGE | M | 14" | 2 1/2" - 6" |
| | | GPCV-RY | BLACK | YELLOW | R | 8" | 3/4" - 2 1/4" |
| | | GPCV-MY | BLACK | YELLOW | M | 14" | 2 1/2" - 6" |

Print Legend Required
 Legend to fit on one line. Max. 19 characters including spaces.

For Pricing and Lead Time Information, Contact Customer Service at (888) 506-5400, extension 4959

Panduit Corp. Generic PVT Vinyl Tag Order Form

One Form per Generic Tag Option

Fax orders to Panduit Corporation, Attn: Customer Service (708) 570-3570**Generic Tags are Non-Returnable**

Date: _____

From: _____

Telephone #: _____

End User: _____

Telephone#/Fax#: _____

Account #: _____

Panduit Sales Rep: _____




Distributor: _____

Distributor Contact: _____

Telephone#/Fax#: _____

Account #: _____

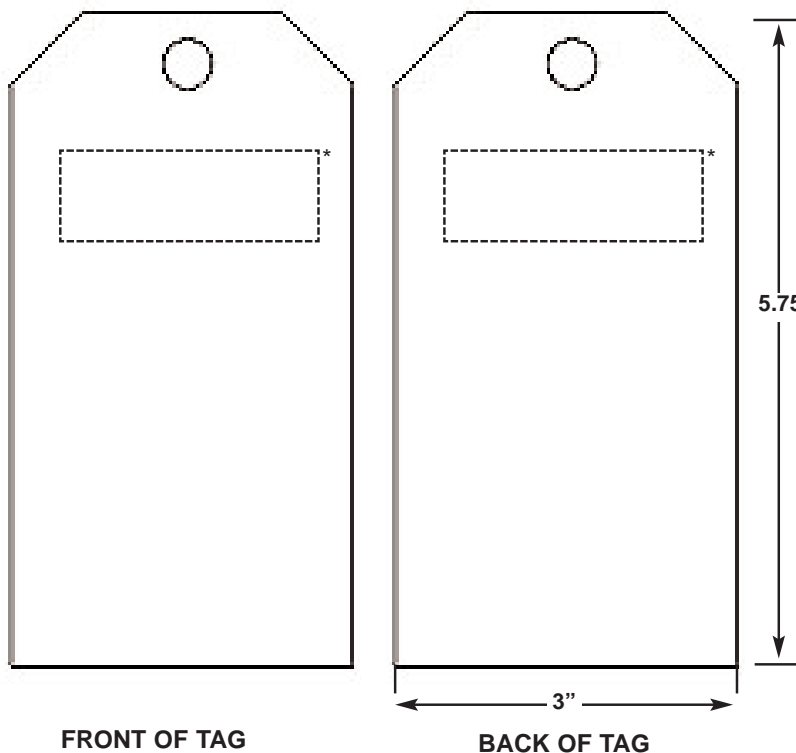
Select the Generic Vinyl Tag Part Number and Quantity:

| Number of Sides Printed |  Black on White |  Black on Yellow |  Black on White | "No Header" Black on White | "No Header" Black on Yellow | "No Header" Black on Red | "No Header" Black on Green |
|-------------------------|--|---|--|----------------------------|-----------------------------|--------------------------|----------------------------|
| 1 | GPVT-RBW1 | GPVT-BY1 | GPVT-BBW1 | GPVT-W1-1 | GPVT-Y1-1 | GPVT-R1-1 | GPVT-G1-1 |
| 2 | GPVT-RBW2 | GPVT-BY2 | GPVT-BBW2 | GPVT-W1-2 | GPVT-Y1-2 | GPVT-R1-2 | GPVT-G1-2 |

Quantity In Packs (min. of 4 packs, 25 tags and ties / pack):

Part Number: _____

Use this space to create a rough sketch of your tag.
Please indicate colors and legend. Please print.
Attach an additional page or customer sketch if needed.



Check Applicable Order Requirements:

Pictogram (type _____)

Logo Required (camera ready artwork must accompany the order form)**Character Height** (legend will be formatted to fit the size of the tag unless otherwise specified) _____**Logo Required** (Panduit reserves the right to assign artwork approval when necessary)

* Normal position of header. Hole size = .375" with grommet.

(1) Panduit tie is included per tag.



WWW.CABLEJOINTS.CO.UK
THORNE & DERRICK UK
TEL 0044 191 490 1547 FAX 0044 477 5371
TEL 0044 117 977 4647 FAX 0044 977 5582
WWW.THORNEANDDERRICK.CO.UK

For Pricing and Lead Time Information, Contact Customer Service at (888) 506-5400, extension 4959