



Shrink Polymer Systems

Cable Installation Materials – 24 volts to 36 kV

INSTALLATION INSTRUCTIONS COLD APPLIED BUSHING PROTECTION BOOT KIT FOR RIGHT ANGLE AND STRAIGHT CONNECTIONS 7.2-17.5kV REFERENCE NUMBER: SPCAB 35-400

Product Application Range	
Bushing Diameter (mm)	Kit Reference
30-40	SPCAB 35-400-SA
41-58	SPCAB 35-400
59-70	SPCAB 35-400

Table 1

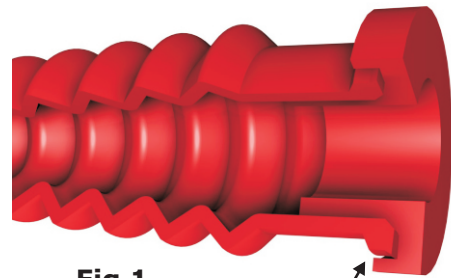


Fig 1

RIDGE OF BOOT
OVERLAPPED
BY BUSHING
ADAPTOR COLLAR

INSTALL THE TERMINATION IN ACCORDANCE WITH THE MAIN INSTRUCTION

Notes to consider:-

Bushing Boots do not provide touch protection.

Switchgear Bushings differ in size and length depending on the manufacturer, user should determine whether the Boot supplied is suitable for the particular application.

1. Ensure there are no sharp points on the Terminal Lug that may damage the Boot during installation.

Using the Silicone Grease supplied, smear a little over the finished Cable Core before sliding the Boot down over it.




Fig 2

2. Smear a little Grease on the inside surface of the Bushing Adaptor, before positioning on to the Switchgear/Transformer Bushings.

Note:- Ensure min 15mm observed from Backplate whilst end of Adaptor Collar is positioned at least 5-10mm onto the Bushing.

3. Offer up the Boot into either the Right Angle (See Fig 2) or Straight (See Fig 3) position. Make sure that the Raised Ridge on the Boot is positioned at the back of the Collar as shown in Fig 1.

Note:- If Bushing diameter is between 30-40mm, fit the smaller Build Up Adaptor first prior to fitting the standard Adaptor, see Table 1. If over 58mm, fit Boot only.




Fig 3

Minimum clearances required when using SPCAB Boots

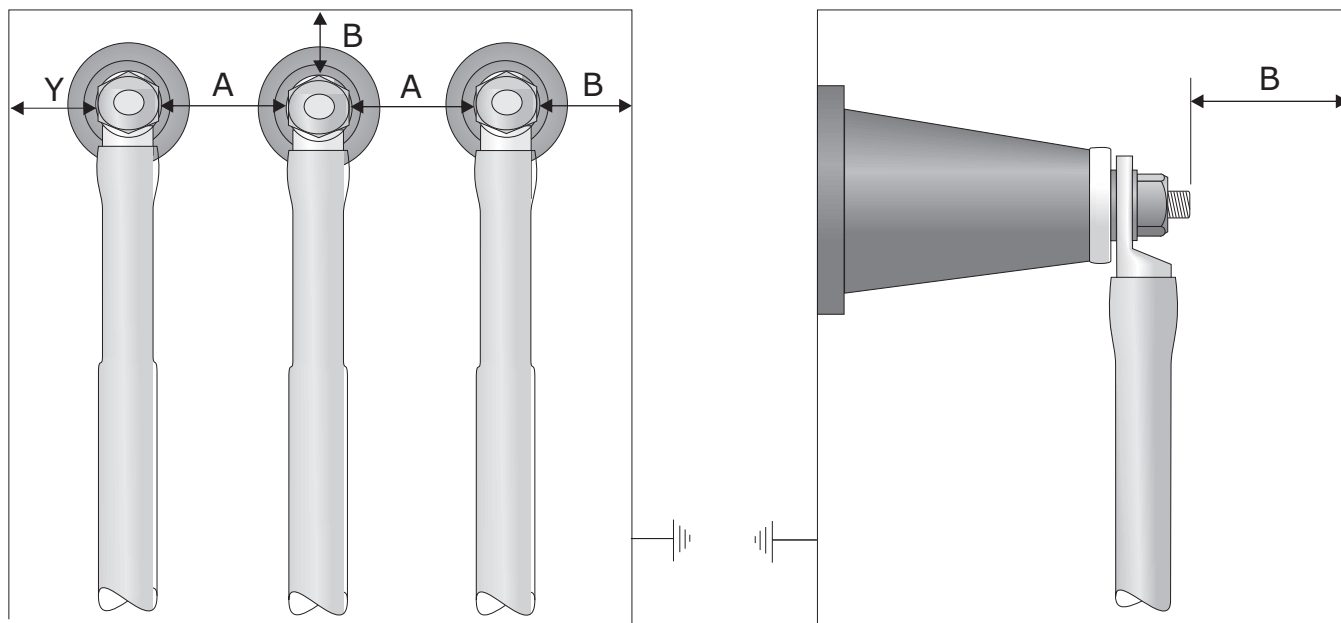


Table 1 Minimum air clearances for terminations in cable boxes in accordance with IEC 60071-1 to 71-3 with bushing boots fitted

Maximum system voltage, phase to phase (kV)	7.2	12	17.5
Minimum air clearance between live metal 'A' (mm)	100	100	100
Minimum air clearance between live metal and earth 'B' (mm)	60	60	75
Minimum clearance between boots	12	12	12

IMPORTANT NOTICE TO PURCHASER:- Sellers and Manufacturere's only obligation shall be to replace such quantity of the product proved to be defective. Neither the Seller nor Manufacturer shall be liable for any injury, loss or damage, direct or consequential, arising out of the use or inability to use the product. Before using, User shall determine the suitability of the product for his or her intended use and User assumes all risk and liability whatsoever in connection therewith.



WWW.CABLEJOINTS.CO.UK
THORNE & DERRICK UK
TEL 0044 191 490 1547 FAX 0044 477 5371
TEL 0044 117 977 4647 FAX 0044 977 5582
WWW.THORNEANDDERRICK.CO.UK