



PEEK Ties Outside Serrated

Features and Benefits

PEEK Ties will withstand temperatures from -55° C up to +260° C. Their chemical resistance, even against acid and gamma radiation is excellent. Furthermore PEEK Ties have high abrasion resistance. With as little as 4.5mm² strap cross-section it holds a tensile strength of 230N but needs only 6N insertion force. The design offers a good ratio weight to tensile strength. The contoured head takes up less space therefore usage in areas with space restrictions are ideal. Due to the outside serration PEEK Ties are minimising any indentation or damage to cable insulation.

Application

The PEEK Tie has been designed for the Ministry of Defence and Aircraft industry in co-operation with leading companies. With the properties this product claims it is ideal for high temperature applications. This performance will be well appropriate also for the drilling industry, railway, offshore or automotive industry. The PEEK Tie is an extraordinary product. It combines the mechanical performance and resistance to environmental influence of a metal tie with the ease of use of a polyamide cable tie.



The contoured head takes up less space, gives a low insertion force and offers high strength.

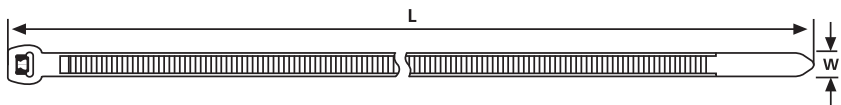


Material specification
see page 26.



The head design of PEEK Ties

Material Data	
Material	Polyetheretherketone (PEEK)
Operating Temperature	-55 °C to +260 °C
Flammability	UL94 V0



PEEK Ties

Technical Table

Article-No.	Type	Length (L)	Width (W)	Bundle Ø min.	Bundle Ø max.	Min. Tensile Strength (N)	Material	Colour	Application Tool
118-00032	PT2A	145	3.4	1.6	35.0	230	PEEK	Grey (GY)	MK7, MK7P

All dimensions in mm. Subject to technical changes.



Please Note for Product Specific Approvals please refer to the Appendix



SpeedyTie®

Features and Benefits

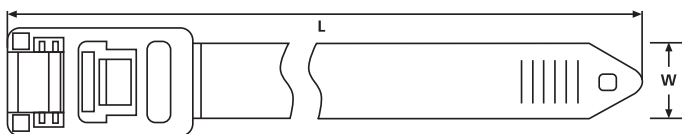
The SpeedyTie® can be used many times because of its removable, patented trigger. Also this is a heavy duty releasable tie that can bear loads of up to 888N (200lbs). With a length of 750 mm it suits a wide variety of applications and is easy to handle even when wearing work gloves. Any excess tail can be easily "tucked away" in a second slot on the head. These ties are available in 'high visibility' yellow and in weatherproof black.

Application

The versatility of the SpeedyTie® means that it is suitable for a multitude of applications. Originally developed for the "offshore" industries, other uses include: construction, electrical installations, scaffolding sheet installations, exhibitions, trade fairs, and many more.



Patented quick release mechanism for quick and easy application.



SpeedyTie®



SpeedyTie® - Quick and easy.



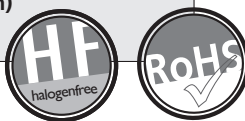
Excess Tails can be neatly tucked away.



SpeedyTie® is particularly suited for temporary but safe bundling or fixing.

Material Data

Material	Polyamide 6.6 (PA66)
Operating Temperature	-40 °C to +85 °C Continuous, (+105 °C for 500 h)
Flammability	UL94 V2



Material Data

Material	Polyamide 6.6 High Impact Modified scan black (PA66HIR(S))
Operating Temperature	-40 °C to +80 °C Continuous, (+105 °C for 500 h)
Flammability	UL94 HB



Technical Table

Article-No.	Type	Length (L)	Width (W)	Bundle Ø max.	Min. Tensile Strength (N)	Colour	Material	Pack Cont.
115-00000	RTT750HR	750	13.0	210	888	Yellow (YE), Red (RD)*	PA66	25
115-00001	RTT750HR	750	13.0	210	888	Yellow (YE), Red (RD)*	PA66	5
115-00030	RTT750HR	750	13.0	210	888	Black (BK), Black (BK)*	PA66HIR(S)	5

All dimensions in mm. Subject to technical changes.

* Fastener



Metal Content Tie MCT

HACCP (Hazard Analysis of Critical Control Points) is a directive of the EU, developed by the Codex Alimentarius of the World Health Organisation. This demands that effective food safety systems are established through the application of systematic approaches to hazard and risk analysis.

Features and Benefits

The MCT ties have metal content dispersed throughout the head and strap of the cable tie. These ties can be used as part of the HACCP process. The “unique” blue colour assists in the visual detection and greatly reduces the risk of contamination.

Application

The Metal Content Tie is a cable tie specifically designed for use in the food & pharmaceutical processing industries. A unique manufacturing process, involving the inclusion of a metallic pigment, enables even small “cut-off” sections of the tie to be detected by standard metal detecting equipment. Ideally suited for the installation of cabling in and around the manufacturing process.

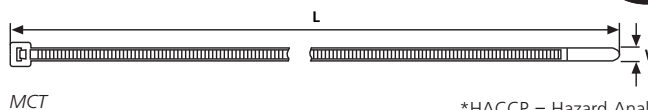


The MCT with metal content.



A safe and contamination free production process with MCT.

Material Data	
Material	Polyamide 6.6 with metal particles
Colour	Blue (BU)
Operating Temperature	-40 °C to +85 °C Continuous, (+105 °C for 500 h)
Flammability	UL94 HB



*HACCP = Hazard Analysis Critical Control Points

Technical Table

Article-No.	Type	Length (L)	Width (W)	Bundle Ø max.	Min. Tensile Strength (N)	Application Tool
111-00829	MCT30R	150	3.5	35.0	135	1-10
111-00830	MCT50R	200	4.6	50.0	225	1-10
111-00831	MCT50L	390	4.6	110	225	1-10

All dimensions in mm. Subject to technical changes.

HACCP stands for Hazard Analysis Critical Control Points. It is a method of identifying and eliminating potential hazards in food production. Those hazards that cannot be eliminated are controlled in such a way that the consumer is protected. These controls are known as Critical Control Points (CCPs). They are CRITICAL because if they fail or are not carried out, the risk of the product harming the customer, increases.




KR Series Cable and Hose Fixing System

Features and Benefits

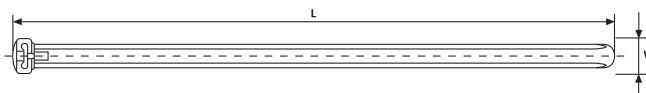
The special curved design of the head ensures a seal around the full circumference of the hose / pipe. The patented design offers a smooth strap which is locked into place with a glass fibre reinforced pin, and when assembled the tie offers a very secure and vibration resistant fixing. Available as both fixed length ties or in a continuous roll (50 metres).

Application

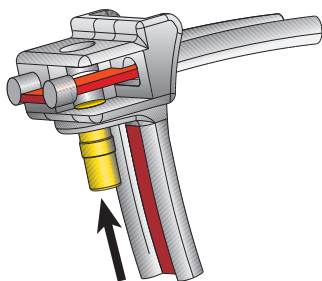
In addition to offering a secure method of bundling cables the design of the KR ties make them ideal for use as a method of securing bellows on steering racks, water hoses and vacuum lines.



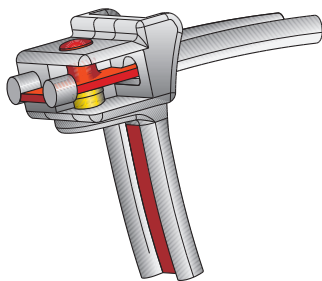
The KR8/33 has been repeatedly proven in High Vibration applications.



Cable ties KR-Series



The unlocked head of a KR-tie.



The cable tie (red) is locked into place with the pin.

Material Data

Material	Polyamide 6.6 (PA66)
Colour	Natural (NA), Black (BK)
Operating Temperature	-40 °C to +85 °C Continuous, (+105 °C for 500 h)
Flammability	UL94 V2



Material Data

Material	Polyamide 6.6 Heat Stabilised (PA66HS)
Colour	Natural (NA), Black (BK)
Operating Temperature	-40 °C to +105 °C Continuous, (+145 °C for 500 h)
Flammability	UL94 V2



Material Data

Material	Polyamide 6.6 UV Resistant (PA66W)
Colour	Black (BK)
Operating Temperature	-40 °C to +85 °C Continuous, (+105 °C for 500 h)
Flammability	UL94 V2





KR Series is available in different sizes.

For detailed information
on Application Tools
please refer to page 416

Material Data

Material	Polyamide 4.6 (PA46)
Colour	Grey (GY)
Operating Temperature	-40 °C to +150 °C for 5000 h, (+195 °C for 500 h)
Flammability	UL94 V2



Material Data

Material	Polyamide 12 (PA12)
Colour	Black (BK)
Operating Temperature	-40 °C to +85 °C Continuous, (+105 °C for 500 h)
Flammability	UL94 HB



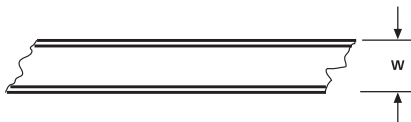
Technical Table

Article-No.	Type	Length (L)	Width (W)	Bundle Ø max.	Min. Tensile Strength (N)	Material	Colour	Application Tool
KR6								
121-63519	KR6/35	356	6.0	93.0	490	PA66	Natural (NA)	KR6/8
121-63570	KR6/35	356	6.0	93.0	490	PA66	Black (BK)	KR6/8
121-63555	KR6/35	356	6.0	93.0	490	PA66HS	Natural (NA)	KR6/8
121-63560	KR6/35	356	6.0	93.0	490	PA66W	Black (BK)	KR6/8
KR8 one piece								
121-82119	KR8/21	210	8.0	47.0	785	PA66	Natural (NA)	KR6/8, KR8PNSE
121-82170	KR8/21	210	8.0	47.0	785	PA66	Black (BK)	KR6/8, KR8PNSE
121-82155	KR8/21	210	8.0	47.0	785	PA66HS	Natural (NA)	KR6/8, KR8PNSE
121-82160	KR8/21	210	8.0	47.0	785	PA66W	Black (BK)	KR6/8, KR8PNSE
121-83319	KR8/33	337	8.0	86.0	785	PA66	Natural (NA)	KR6/8, KR8PNSE
121-83370	KR8/33	337	8.0	86.0	785	PA66	Black (BK)	KR6/8, KR8PNSE
121-83355	KR8/33	337	8.0	86.0	785	PA66HS	Natural (NA)	KR6/8, KR8PNSE
121-83461	KR8/33-STOP198	337	8.0	86.0	785	PA66HS	Natural (NA)	KR6/8, KR8PNSE
121-83360	KR8/33	337	8.0	86.0	785	PA66W	Black (BK)	KR6/8, KR8PNSE
121-83380	KR8/33	337	8.0	86.0	390	PA12	Black (BK)	KR6/8, KR8PNSE
121-83378	KR8/33	337	8.0	86.0	785	PA46	Grey (GY)	KR6/8, KR8PNSE
121-74359	KR8/43	426	8.0	105	785	PA66HS	Natural (NA)	KR6/8, KR8PNSE
121-74360	KR8/43	426	8.0	105	785	PA66HS	Black (BK)	KR6/8, KR8PNSE

All dimensions in mm. Subject to technical changes.



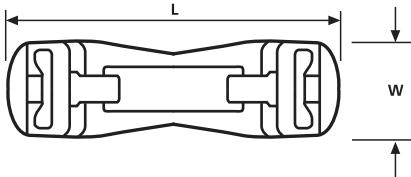
Please Note for Product Specific Approvals please refer to the Appendix



Cable ties ... KR8S1

Material Data

Material	Polyamide 6.6 (PA66)
Colour	Natural (NA), Black (BK)
Operating Temperature	-40 °C to +85 °C Continuous, (+105 °C for 500 h)
Flammability	UL94 V2



Double-head ... KR8C5

Material Data

Material	Polyamide 6.6 Heat Stabilised (PA66HS)
Colour	Natural (NA), Black (BK)
Operating Temperature	-40 °C to +105 °C Continuous, (+145 °C for 500 h)
Flammability	UL94 V2



Material Data

Material	Polyamide 6.6 UV Resistant (PA66W)
Colour	Black (BK)
Operating Temperature	-40 °C to +85 °C Continuous, (+105 °C for 500 h)
Flammability	UL94 V2



Technical Table

Article-No.	Type	Length (L)	Width (W)	Bundle Ø max.	Min. Tensile Strength (N)	Material	Colour	Application Tool
KR8 ultrasonic welded								
121-05019	KR8/50	500	8.0	152	785	PA66	Natural (NA)	KR6/8, KR8PNSE
121-05051	KR8/50	500	8.0	152	720	PA66HS	Natural (NA)	KR6/8, KR8PNSE
121-05060	KR8/50	500	8.0	152	785	PA66W	Black (BK)	KR6/8, KR8PNSE
121-06019	KR8/60	600	8.0	184	785	PA66	Natural (NA)	KR6/8, KR8PNSE
121-06060	KR8/60	600	8.0	184	785	PA66W	Black (BK)	KR6/8, KR8PNSE
121-07019	KR8/70	700	8.0	216	785	PA66	Natural (NA)	KR6/8, KR8PNSE
121-07060	KR8/70	700	8.0	216	785	PA66W	Black (BK)	KR6/8, KR8PNSE
121-08019	KR8/80	800	8.0	248	785	PA66	Natural (NA)	KR6/8, KR8PNSE
121-08060	KR8/80	800	8.0	248	785	PA66W	Black (BK)	KR6/8, KR8PNSE
121-10019	KR8/100	1000	8.0	300	785	PA66	Natural (NA)	KR6/8, KR8PNSE
121-10060	KR8/100	1000	8.0	300	785	PA66W	Black (BK)	KR6/8, KR8PNSE
121-11051	KR8/110	1100	8.0	344	720	PA66HS	Natural (NA)	KR6/8, KR8PNSE
121-11060	KR8/110	1100	8.0	344	785	PA66W	Black (BK)	KR6/8, KR8PNSE
121-12019	KR8/120	1200	8.0	375	785	PA66	Natural (NA)	KR6/8, KR8PNSE
121-15019	KR8/150	1500	8.0	471	785	PA66	Natural (NA)	KR6/8, KR8PNSE
KR8C5								
121-58519	KR8/C5	38.0	11.7	–	–	PA66	Natural (NA)	KR6/8
121-58560	KR8/C5	38.0	11.7	–	–	PA66W	Black (BK)	KR6/8
121-58551	KR8/C5	38.0	11.7	–	–	PA66HS	Natural (NA)	KR6/8
KR8S1								
121-98119	KR8/S1	50	8.0	–	785	PA66	Natural (NA)	KR6/8
121-98160	KR8/S1	50	8.0	–	785	PA66W	Black (BK)	KR6/8
121-98151	KR8/S1	50	8.0	–	720	PA66HS	Natural (NA)	KR6/8

All dimensions in mm. Subject to technical changes.



EL-TY Continuous Cable Tie

Features and Benefits

Manufactured from very strong Acetal (POM) the system consists of a continuous strap, spacers, and heads (which have stainless steel pawls). Once applied the tie offers a very secure fixing and offers good resistance to ageing and sunlight.

The flexibility of the system allows for minimal stock holding of components as the system can be used to suit any bundle diameter.

Application

These robust cable ties are particularly suitable for use with larger diameter cables, pipes and hoses. Designed originally for securing overhead, catenary, cables (when used with the spacers) they are now used in many industries from the building sector, through the chemical industry to the installation of signs for traffic management.



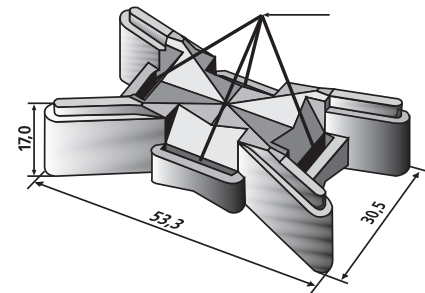
The EL-Ty can be cut to suit any bundle.



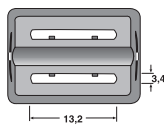
For detailed information on Application Tools please refer to page 412.



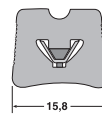
Spacer.



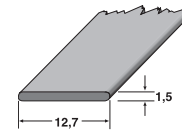
Opening for EL-Ty Strap



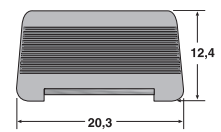
Head (Front View)



Head (Side View)



Strap



Head (Front View)

Material Data	
Material Head	Polyacetal (POM) with stainless steel pawl UV-resistant
Cable Tie	Polyacetal (POM), UV-weather resistant
Material Spacer	Polypropylene, UV-resistant (PP)
Colour	Black (BK)
Operating Temperature	-40 °C to +85 °C
Flammability	UL94 HB

Technical Table

Article-No.	Type	Min. Tensile Strength (N)	Pack Cont.	Material	Colour	Application Tool
111-30000	TELS1	1111	15m strap, 30 heads	POM	Black (BK)	MK9HT
111-31000	TELSH	1111	25	POM	Black (BK)	MK9HT
111-32000	TELS-SPK2	-	50	PP	Black (BK)	-

All dimensions in mm. Subject to technical changes.



Hook and Loop TEXTIE®

Features and Benefits

Quick and simple to use without the need for tools they have no waste, are corrosion free, are resistant to ageing and are re-usable (up to 400 times).

Various colours are available to enable easy identification of multiple cable runs.

Application

As cables use thinner and softer insulation, and as fibre optic cables become more common there is a need for a 'soft' method of bundling. The TEXTIE®s are ideal for use on telephone cables, optical fibre and network cables.

Perfect for use in temporary installations such as theatre stage construction or prototype cable harnesses.

There are a lot of private and office applications, too.

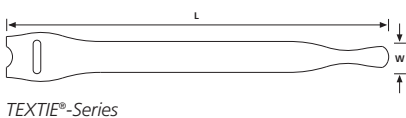


Due to the functional cable tie design the TEXTIE® is fixed on the cable and can't get lost.

GTM-Series Mounts for fixing are available on request. Please contact us!



The TEXTIE®-Series is available in different colours and lengths.



Material Data	
Material Loop	Polyamide (PA)
Material Hook	Polyethylene (PE)
Operating Temperature	-20 °C to +75 °C

Technical Table

Article-No.	Type	Length (L)	Width (W)	Bundle Ø max.	Material Loop	Material Hook	Colour	Pack Cont.
130-00012	TEXTIE® S	150	12.5	45.0	PA	PE	Black (BK)	10
130-00013	TEXTIE® M	200	12.5	60.0	PA	PE	Black (BK)	10
130-00021	TEXTIE® M	200	12.5	60.0	PA	PE	White (WH)	10
130-00014	TEXTIE® M	200	12.5	60.0	PA	PE	Red (RD)	10
130-00016	TEXTIE® M	200	12.5	60.0	PA	PE	Yellow (YE)	10
130-00017	TEXTIE® M	200	12.5	60.0	PA	PE	Green (GN)	10
130-00018	TEXTIE® M	200	12.5	60.0	PA	PE	Blue (BU)	10
130-00019	TEXTIE® L	330	12.5	100	PA	PE	Black (BK)	10
130-00020	TEXTIE® 5M	5000	12.5	-	PA	PE	Black (BK)	1
130-00022	TEXTIE® 25M	25000	13.0	-	PA	PE	Black (BK)	1

All dimensions in mm. Subject to technical changes.

Special lengths, diameters, colours and printing available on request.



TPT Packaging Tie

Features and Benefits

The TPT tie has a patented design of “clamping teeth” ensuring that the tie cannot be slid off the top of the bag, this ensures that the contents of the bag cannot be tampered with.


A special design of the head of the tie means that the “tail” can be tucked away giving the facility for a destination label or other identification to be attached.

Application


The TPT tie gives a simple and quick method of both closing and securing bags and sacks, typical applications include bags of powdered milk, chemicals and mail.



The packaging ties TPT300T and TPT300 in application, shown with HellermannTyton identification markers.



TPT300



TPT300

Material Data

Material	Polyamide 6.6 (PA66)
Operating Temperature	-40 °C to +85 °C Continuous, (+105 °C for 500 h)
Flammability	UL94 V2



Technical Table

Article-No.	Type	Length (L)	Width (W)	Min. Tensile Strength (N)	Colour
112-60300	TPT300	300	4.7	225	Black (BK)
112-60310	TPT300T	302	4.7	225	Black (BK)
112-60301	TPT300	300	4.7	225	Brown (BN)
112-60302	TPT300	300	4.7	225	Yellow (YE)

All dimensions in mm. Subject to technical changes.



TAS Aerial Support Tie


Features and Benefits

Manufactured from halogen free material the TAS system is suitable for installation in public areas, road or railway tunnels. The built in spacer makes installation quick and easy, without the need for additional parts.

The TAS system is easy to re-open and re-use making it ideal for temporary installations or where there is the need to add or remove cables at a later date.

Application

Designed for use with catenary wire the TAS system is simple to use and an effective method of installing cables. Typical applications are the suspension of cables between buildings, the support of satellite cables and installation of railway signalling cables.



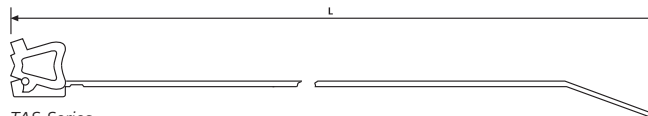
The TAS-range is used for supporting antenna cables.

Application Tool	Registration Numbers
MK3SP	1
MK3PNSP2, MK7P	2
MK7	3
MK7HT	4
MK20	5
MK6	6
MK9P, MK6PN	7
MK9	8
MK9HT	9
MK21	10

For more information, please turn to page 410.



Tunnels a common application.



TAS-Series

Material Data	
Cable Tie	Polyamide 6.6 High Impact Modified (PA66HIR)
Operating Temperature	-40 °C to +85 °C Continuous, (+105 °C for 500 h)
Flammability	UL94 HB



Material Data	
Material Spacer	Polypropylene, UV-resistant (PP)
Operating Temperature	-20 °C to +85 °C
Flammability	UL94 HB



Technical Table

Article-No.	Type	Length (L)	Width (W)	Bundle Ø max.	Min. Tensile Strength (N)	Colour	Material	Application Tool
111-98510	TAS100R	210	12.7	45.0	445	Black (BK)	PA66HIR	8, 9
111-98520	TAS100M	270	12.7	70.0	445	Black (BK)	PA66HIR	8, 9
111-98530	TAS100L	420	12.7	115	445	Black (BK)	PA66HIR	8, 9

All dimensions in mm. Subject to technical changes.



CTF Fixing Ties for Cable Tray

Features and Benefits

The CTF cable tie has been designed to be used exclusively with both UK and European styles of cable tray. Offering a more secure fixing that is also easier to install.

Application


The CTF Fixing Ties are designed specifically for use with cable tray.



Cable tray ties in application.



CTF with unique footing for use with cable tray.



Cable tray ties in application.

Material Data

Material	Polyamide 6.6 (PA66)
Operating Temperature	-40 °C to +85 °C Continuous, (+105 °C for 500 h)
Flammability	UL94 V2



Technical Table

Article-No.	Type	Length (L)	Width (W)	Min. Tensile Strength (N)	Material	Colour	Application Tool
111-98121	CTF120	320	7.6	535	PA66	Black (BK)	6-9
111-98124	CTF120	320	7.6	535	PA66	Natural (NA)	6-9
111-98100	CTF12090*	320	7.6	535	PA66	Black (BK)	6-9
111-98140	CTF12090*	320	7.6	535	PA66	Natural (NA)	6-9
111-98160	CTF250	355	13.0	1115	PA66	Black (BK)	7-9
111-98161	CTF250	355	13.0	1115	PA66	Natural (NA)	7-9

All dimensions in mm. Subject to technical changes.

* = 90° angle



CT and BHT Series of Chassis Ties

Features and Benefits

The ties have serrations on both sides of the strap allowing for quick and easy installation, even where the access or visibility is poor.

The B and DE ranges offer a rounded head for applications where a good aesthetic appearance is required. The CT, LHT and SHT ranges have a square head which allows for optimum use in areas with restricted space.

Prior to final tensioning these ties can be used as 'releasable' ties for the addition of extra cables. Once the cable runs are complete the final tensioning (by use of a suitable HellermannTyton tensioning tool) locks the tie in place.

Application

Using a single hole these 'chassis ties' are widely used in the automotive, truck and heavy equipment markets. Ideal for applications which have access to both sides of the hole – for example truck frames.



BHT375 - used for mounting cables via a single hole.

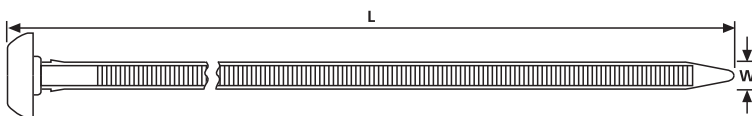
Material specification please see page 40.

Material Data	
Material	Polyamide 6.6 Heat Stabilised (PA66HS)
Operating Temperature	-40 °C to +105 °C Continuous, (+145 °C for 500 h)
Flammability	UL94 V2



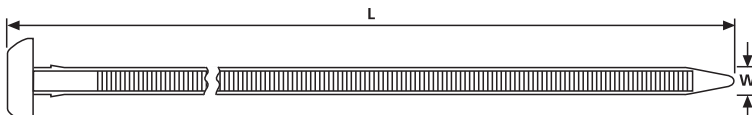
Technical Table

Article-No.	Type	Length (L)	Width (W)	Bundle Ø max.	Min. Tensile Strength (N)	Material	Colour	Application Tool
With centering								

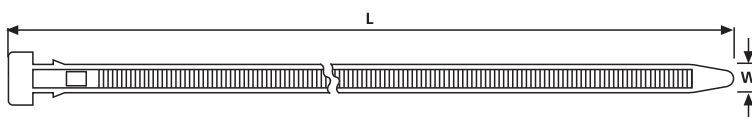


150-20395	BHT203	200	7.6	50.0	700	PA66HS	Black (BK)	6-10
150-37595	BHT375	375	7.6	100	700	PA66HS	Black (BK)	6-10

Without centering



150-20396	BHT203M	200	7.6	50.0	700	PA66HS	Black (BK)	6-10
150-47595	BHT375M	375	7.6	100	700	PA66HS	Black (BK)	6-10



132-20360	CT203	200	7.6	50.0	700	PA66HS	Black (BK)	6-10
132-37540	CT375	375	7.6	100	700	PA66HS	Black (BK)	6-10
132-00000	LHT370	370	7.6	106	535	PA66	Black (BK)	6-10
132-00200	DE863220	300	6.0	80.0	135	PA66HS	Black (BK)	6-10

All dimensions in mm. Subject to technical changes.



Properties of 304/316 steel (similar to V2A/V4A steel)



Stainless Steel Cable Ties can be used at temperatures up to 538° C.

Stainless steel cable ties



Material	Chem. Material Properties*	Operating Temperature	Flammability	
Stainless Steel Type SS304 (SS304)	<ul style="list-style-type: none"> • Corrosion resistant • Weather resistant • Outstanding chemical resistance • Antimagnetic 	-80 °C to +538 °C	Non burning	
Stainless Steel Type SS316 (SS316)	<ul style="list-style-type: none"> • Salt spray resistant • Corrosion resistant • Weather resistant • Outstanding chemical resistance • Antimagnetic 	-80 °C to +538 °C	Non burning	
Material	Chem. Material Properties*	Operating Temperature Tie	Flammability Coating	Operating Temperature Coating
Stainless Steel Type SS316 (SS316), Polyester (SP)	<ul style="list-style-type: none"> • Salt spray resistant • Corrosion resistant • Weather resistant • Outstanding chemical resistance • Antimagnetic 	-80 °C to +538 °C	Halogen free	-50 °C to +150 °C
Stainless Steel Type SS316 (SS316), Polyamide 11 (PA11)	<ul style="list-style-type: none"> • Salt spray resistant • Corrosion resistant • Weather resistant • Outstanding chemical resistance • Antimagnetic 	-80 °C to +538 °C	Halogen free V0	-40 °C to +85 °C

*These details are only rough guide values. They should be regarded as a material specification and are no substitute for a suitability test. Please see our datasheets for further details.



AMTS

Automated Metal Tying System

Features and Benefits

The Automated Metal Tying System is a quick and simple way to apply strong, high performance metal banding. The System comprises a purpose designed applicator tool together with an electric torque driver and AMTS ties. The ties are in pre-cut lengths with a safe, shaped end at the tip of the tie tail which means no sharp edges. The fastening buckle is already securely fitted and so the band is ready to fit from the pack with no assembly required. Optional protective channel is available for additional protection of cables or pipes where necessary.

Application

The applicator tool used in conjunction with the strap is ideal where "saving time" is a key factor. The high load this tie can withstand, makes it suitable for any heavy-duty job in the Rail, Ministry of Defence, Ship and Offshore industries. Made from Stainless Steel, the cable tie will cope with fire and arduous conditions.



Easy to use the AMTS noticeably speeds up bundling processes of heavy metal ties.



Shipyards.



The AMTS-Kit consists of the application tool and the driver.

Material Data

Power Supply	Electric Driver
Cycle Time	30 sec.
Weight (Kg)	1.4
Application	Mobile

Technical Table

Article-No.	Type
104-00044	<p>AMTS2005 Kit consists of:</p> <ul style="list-style-type: none"> • Application Tool • Battery powered driver • Two batteries • Battery charger • Application CD <p>Optional: A holster complete with belt to allow for hands free when initially applying the Application Tool</p>

All dimensions in mm. Subject to technical changes.



AMTS Metal banding

Features and Benefits

- Five lengths of band are available 500, 600, 800, 1000 and 1500 mm
- Single width – 16 mm
- Light Duty (0.4mm thickness) and Heavy Duty (0.75 mm thickness) available
- Double Band versions available for extra heavy-duty applications
- LFPC 163 protective channel available in 1 meter and 25 meter lengths to cut to size



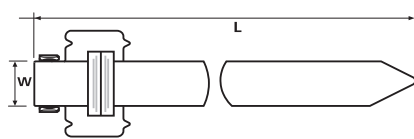
AMT Ties with and without protective LFPC channel.

Application

The AMT tie is designed for heavy duty application. The folding mechanism, which ensures tight locking, will not become loose under vibration conditions. Therefore in all safety relevant areas where vibration is normal, like in the Rail, Ship or Construction Industry this product is very suitable.



The high strength banding system – AMT Ties.



AMT Tie

Material Data	
Material	Stainless Steel Type SS316 (SS316)
Operating Temperature	-80 °C to +538 °C
Flammability	Non burning



Technical Table

Article-No.	Type	Length (L)	Width (W)	Thickness (T)	Bundle Ø max.	Min. Tensile Strength (N)	Material	Application Tool
111-00327	AMT5L16SB	500	16.0	0.4	110	2500	SS316	AMTS
111-00328	AMT6L16SB	600	16.0	0.4	140	2500	SS316	AMTS
111-00329	AMT8L16SB	800	16.0	0.4	205	2500	SS316	AMTS
111-00330	AMT10L16SB	1000	16.0	0.4	270	2500	SS316	AMTS
111-00331	AMT15L16SB	1500	16.0	0.4	430	2500	SS316	AMTS
111-00338	AMT5H16SB	500	16.0	0.75	110	2500	SS316	AMTS
111-00339	AMT6H16SB	600	16.0	0.75	140	2500	SS316	AMTS
111-00340	AMT8H16SB	800	16.0	0.75	205	2500	SS316	AMTS
111-00341	AMT10H16SB	1000	16.0	0.75	270	2500	SS316	AMTS
111-00342	AMT15H16SB	1500	16.0	0.75	430	2500	SS316	AMTS

All dimensions in mm. Subject to technical changes.

Only reference! Additional products are available, see describing text above.



MBT Range of Stainless Steel Cable Ties

Features and Benefits


The MBT (Metal Ball bearing Ties) have a non-releasable locking mechanism that offers infinite adjustment along the length of the tie. These ties are available in both 316 and 304 grades of stainless steel.

Application

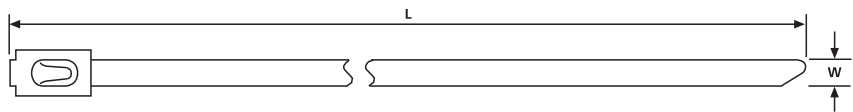
The MBT range of stainless steel ties are suitable for use in the most arduous conditions or where additional security, strength, fire resistance and chemical resistance properties. Used in all industries – from mass transit, ship building, oil rigs, mining, chemical industries and many more.



MBTS, MBTH



MBTXH



MBTS, MBTH

Technical Table

Article-No.	Type	Length (L)	Width (W)	Bundle Ø max.	Min. Tensile Strength (N)	Material	Application Tool
Material Type SS304							
111-93058	MBT5SS	127	4.6	25.0	670	SS304	MK9SST
111-93088	MBT8SS	201	4.6	50.0	670	SS304	MK9SST
111-93148	MBT14SS	362	4.6	102	670	SS304	MK9SST
111-93208	MBT20SS	521	4.6	152	670	SS304	MK9SST
111-93278	MBT27SS	681	4.6	203	670	SS304	MK9SST
111-93338	MBT33SS	838	4.6	254	670	SS304	MK9SST
111-94088	MBT8HS	201	7.9	50.0	1115	SS304	MK9SST
111-94148	MBT14HS	362	7.9	102	1115	SS304	MK9SST
111-94208	MBT20HS	521	7.9	152	1115	SS304	MK9SST
111-94278	MBT27HS	681	7.9	203	1115	SS304	MK9SST
111-94338	MBT33HS	838	7.9	254	1115	SS304	MK9SST
111-95148	MBT14XHS	362	12.3	107	2225	SS304	MK9SST
111-95208	MBT20XHS	521	12.3	152	2225	SS304	MK9SST
111-95278	MBT27XHS	681	12.3	203	2225	SS304	MK9SST
111-95338	MBT33XHS	838	12.3	254	2225	SS304	MK9SST
Material Type SS316							
111-93059	MBT5S	127	4.6	25.0	670	SS316	MK9SST
111-93089	MBT8S	201	4.6	50.0	670	SS316	MK9SST
111-93149	MBT14S	362	4.6	102	670	SS316	MK9SST
111-93209	MBT20S	521	4.6	152	670	SS316	MK9SST
111-93279	MBT27S	681	4.6	203	670	SS316	MK9SST
111-93339	MBT33S	838	4.6	254	670	SS316	MK9SST
111-94089	MBT8H	201	7.9	50.0	1115	SS316	MK9SST
111-94149	MBT14H	362	7.9	102	1115	SS316	MK9SST
111-94209	MBT20H	521	7.9	152	1115	SS316	MK9SST
111-94279	MBT27H	681	7.9	203	1115	SS316	MK9SST
111-94339	MBT33H	838	7.9	254	1115	SS316	MK9SST
111-95149	MBT14XH	362	12.3	102	2225	SS316	MK9SST
111-95209	MBT20XH	521	12.3	152	2225	SS316	MK9SST
111-95279	MBT27XH	681	12.3	203	2225	SS316	MK9SST
111-95339	MBT33XH	838	12.3	254	2225	SS316	MK9SST

All dimensions in mm. Subject to technical changes.




Please Note for Product Specific Approvals please refer to the Appendix



MBT Range of Stainless Steel Cable Ties

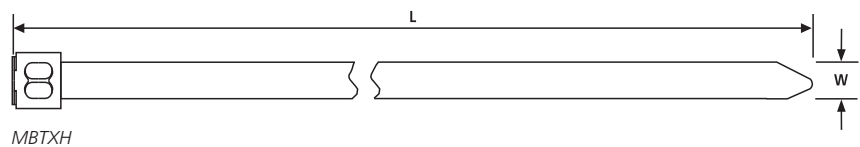


MBTS, MBTH



MBTXH

Material specification
see page 83.



MBTXH

Technical Table

Article-No.	Type	Length (L)	Width (W)	Bundle Ø max.	Min. Tensile Strength (N)	Material	Application Tool
MBT semi coated							
111-93057	MBT5SC	127	4.6	25.0	467	SS316, PA11	MK9SST
111-93087	MBT8SC	201	4.6	50.0	467	SS316, PA11	MK9SST
111-93147	MBT14SC	362	4.6	102	467	SS316, PA11	MK9SST
111-93207	MBT20SC	521	4.6	152	467	SS316, PA11	MK9SST
111-93277	MBT27SC	681	4.6	203	467	SS316, PA11	MK9SST
111-93337	MBT33SC	838	4.6	254	467	SS316, PA11	MK9SST
111-94087	MBT8HC	201	7.9	50.0	779	SS316, PA11	MK9SST
111-94147	MBT14HC	362	7.9	102	779	SS316, PA11	MK9SST
111-94207	MBT20HC	521	7.9	152	779	SS316, PA11	MK9SST
111-94277	MBT27HC	681	7.9	203	779	SS316, PA11	MK9SST
111-94337	MBT33HC	838	7.9	254	779	SS316, PA11	MK9SST
111-95147	MBT14XHC	362	12.3	107	1558	SS316, PA11	MK9SST
111-95207	MBT20XHC	521	12.3	150	1558	SS316, PA11	MK9SST
111-95277	MBT27XHC	681	12.3	203	1558	SS316, PA11	MK9SST
111-95336	MBT33XHC	838	12.3	254	1558	SS316, PA11	MK9SST
MBT Fully Coated							
111-00288	MBT5SFC	127	4.6	25.0	467	SS316, SP	MK9SST
111-00289	MBT8SFC	201	4.6	50.0	467	SS316, SP	MK9SST
111-00290	MBT14SFC	362	4.6	102	467	SS316, SP	MK9SST
111-00291	MBT20SFC	521	4.6	152	467	SS316, SP	MK9SST
111-00292	MBT27SFC	681	4.6	203	467	SS316, SP	MK9SST
111-00293	MBT33SFC	838	4.6	254	467	SS316, SP	MK9SST
111-00294	MBT8HFC	201	7.9	50.0	779	SS316, SP	MK9SST
111-00295	MBT14HFC	362	7.9	102	779	SS316, SP	MK9SST
111-00296	MBT20HFC	521	7.9	152	779	SS316, SP	MK9SST
111-00297	MBT27HFC	681	7.9	203	779	SS316, SP	MK9SST
111-00298	MBT33HFC	838	7.9	254	779	SS316, SP	MK9SST
111-00299	MBT14XHFC	362	12.3	107	1558	SS316, SP	MK9SST
111-00300	MBT20XHFC	521	12.3	150	1558	SS316, SP	MK9SST
111-00301	MBT27XHFC	681	12.3	203	1558	SS316, SP	MK9SST
111-00302	MBT33XHFC	838	12.3	254	1558	SS316, SP	MK9SST


All dimensions in mm. Subject to technical changes.



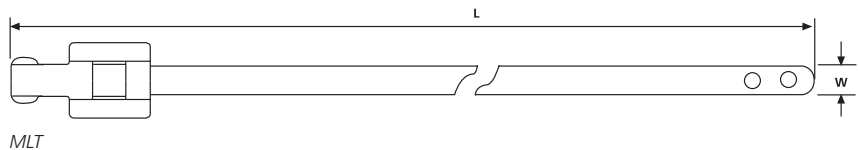
MLT Range of Stainless Steel Cable Ties

Features and Benefits

The MLT ties are a heavy duty type 316 stainless steel, once installed they can be opened and re-used if required.



These Metal ties are available with and without coating.



Material specification please see page 83.

Technical Table

Article-No.	Type	Length (L)	Width (W)	Bundle Ø max.	Material	Application Tool
MLT Uncoated						
111-94080	MLT8SS5	230	5.0	60.0	SS316	MTT4
111-94120	MLT12SS5	330	5.0	90.0	SS316	MTT4
111-94161	MLT16SS5	430	5.0	120	SS316	MTT4
111-91400	MLT24SS5	630	5.0	180	SS316	MTT4
111-95080	MLT8SS10	230	10.0	60.0	SS316	MTT4
111-95120	MLT12SS10	330	10.0	90.0	SS316	MTT4
111-91300	MLT16SS10	430	10.0	120	SS316	MTT4
111-95241	MLT24SS10	630	10.0	180	SS316	MTT4
MLT Fully Coated						
111-91000	MLT8SSC5	230	5.26	60.0	SS316, SP	MTT4
111-91121	MLT12SSC5	330	5.26	90.0	SS316, SP	MTT4
111-91161	MLT16SSC5	430	5.26	120	SS316, SP	MTT4
111-91180	MLT24SSC5	630	5.26	180	SS316, SP	MTT4
111-91001	MLT8SSC10	230	10.26	60.0	SS316, SP	MTT4
111-91123	MLT12SSC10	330	10.26	90.0	SS316, SP	MTT4
111-91163	MLT16SSC10	430	10.26	120	SS316, SP	MTT4
111-91181	MLT24SSC10	630	10.26	180	SS316, SP	MTT4

All dimensions in mm. Subject to technical changes.



Please Note for Product Specific Approvals please refer to the Appendix



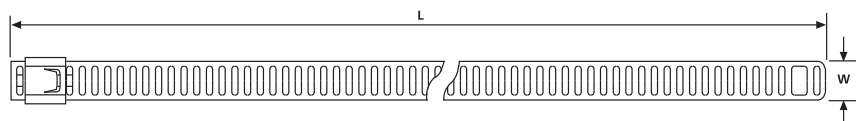
MAT Range of Stainless Steel Cable Ties

Features and Benefits

The MAT ties are similar in design to conventional 'plastic' cable ties and work on a ratchet system. Available in type 316 stainless steel.



Stainless Steel Cable Ties can be used at temperatures up to 538° C.



MAT

Material specification please see page 83.

Technical Table

Article-No.	Type	Length (L)	Width (W)	Bundle Ø max.	Min. Tensile Strength (N)	Material	Application Tool
MAT Uncoated							
111-92080	MAT8SS7	230	7.0	60.0	445	SS316	MTT6
111-92120	MAT12SS7	330	7.0	90.0	445	SS316	MTT6
111-92160	MAT16SS7	430	7.0	120	445	SS316	MTT6
111-92240	MAT24SS7	630	7.0	180	445	SS316	MTT6
111-93080	MAT8SS12	230	12.0	60.0	445	SS316	MTT6
111-93120	MAT12SS12	330	12.0	90.0	445	SS316	MTT6
111-93160	MAT16SS12	430	12.0	120	445	SS316	MTT6
111-93240	MAT24SS12	630	12.0	180	445	SS316	MTT6
MAT Fully Coated							
111-92004	MAT8SSC7	230	7.0	60.0	445	SS316, SP	MTT6
111-96120	MAT12SSC7	330	7.0	90.0	445	SS316, SP	MTT6
111-92162	MAT16SSC7	430	7.0	120	445	SS316, SP	MTT6
111-92200	MAT24SSC7	630	7.0	180	445	SS316, SP	MTT6
111-92002	MAT8SSC12	230	12.0	60.0	445	SS316, SP	MTT6
111-92122	MAT12SSC12	330	12.0	90.0	445	SS316, SP	MTT6
111-92163	MAT16SSC12	430	12.0	120	445	SS316, SP	MTT6
111-92201	MAT24SSC12	630	12.0	180	445	SS316, SP	MTT6

All dimensions in mm. Subject to technical changes.



Please Note for Product Specific Approvals please refer to the Appendix



LFPC Protective Channel

Features and Benefits

Manufactured from Polyolefin the LFPC channel is a Halogen free material which is flame retardant. Covering the underside and edges of the MBT ties to give full protection to the cable bundle.

Application

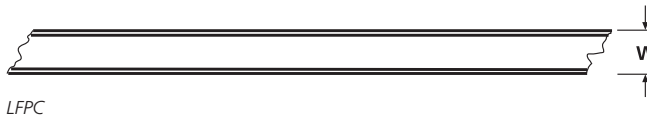
When used in conjunction with the MBT range of stainless steel cable ties this channel gives the cable protection against chafing, vibration and shock. Ideal for use in arduous conditions such as those found on board ships, oil rigs or in nuclear power stations.



Cable tie MBTXH with LFPC Protective Channel.

Material Data

Material	Polyolefin
Colour	Black (BK)
Operating Temperature	-40 °C to +90 °C
Flammability	Limited Fire Hazard, Low generation of toxic gases and corrosive acid, Low smoke generation
Specification	London Underground RSE STD 013, DEF STAN 61-12 (Part 31)



LFPC

Technical Table

Article-No.	Type	For Ties	Width (W)
111-93000	LFPC70	MBTS	7.0
111-94000	LFPC103	MBTH	10.3
111-95000	LFPC150	MBTXH	15.0
111-00257	LFPC83	MBTH	8.3
111-00253	LFPC129	MBTXH	12.9
111-00254	LFPC132	MBTXH	13.2
111-00255	LFPC163	AMT-Ties	16.3

All dimensions in mm. Subject to technical changes.

The fire protection properties of the material relate to the test performed on defined test samples. This is a test under laboratory conditions and not directly transferable to the product made from this material.