

WWW.CABLEJOINTS.CO.UK
THORNE & DERRICK UK
TEL 0044 191 490 1547 FAX 0044 477 5371
TEL 0044 117 977 4647 FAX 0044 977 5582
WWW.THORNEANDDERRICK.CO.UK




BEELE ENGINEERING JET FIRE TEST 2009



MAXIMUM SIMPLICITY OF USE OPTIMUM FLEXIBILITY OUTSTANDING PERFORMANCE

Websites: <http://www.actifoam.com>, www.beele.com, www.firsto.com, www.nofirno.com,
www.rise-systems.com, www.rise-nofirno.com, www.riswat.com and www.slipsil.com

Copyright	: BEELE Engineering BV/CSD International BV, Aalten, the Netherlands. Proprietary rights on all drawings and technical data released in this brochure. © 1997-2009
Edition	: June 2009
Note	: No part of this publication may be reproduced without explicit written approval of BEELE Engineering BV.
Research & Development	: BEELE Engineering BV, Aalten, the Netherlands.
Note	: The manufacturer reserves the right to make dimensional and design modifications without prior notification.
®	: ACTIFIRE, ACTIFOAM, AQUASTOP, BEEBLOCK, BEELE, BEESEAL, CONDUCTION, CRUSHER, CSD, CSD THE SIMPLE SEAL SYSTEM, DRIFIL, DYNATITE, FIRSTO, FIRUB/NOHAL, FITEFIRE, FIWA, FRR, LEAXEAL, LUMIREFLEC, MULTI-ALL-MIX, NOFIRNO, RAPID TRANSIT SYSTEM, RIACNOF, RISE, RISWAT, S, SLIPSIL, flenzen SLIPSIL pluggen, ULEPSI en YFESTOS zijn geregistreerde handelsmerken van BEELE Engineering BV.
brochure code	: RISE/NOFIRNO-JET FIRE TEST




JET FIRE TEST ACCORDING TO ISO 22899-1:2007 AND ISO/CD 22899-2

Article 5 of the ISO/CD 22899-2 mentions:

The method provides an indication of how passive fire protection materials perform in a jet fire that may occur for example, in petrochemical installations. It aims to simulate the thermal and mechanical loads imparted to passive fire protection material by large scale jet fires resulting from high-pressure releases of flammable gas, pressure liquefied gas or flashing liquid fuels. Jet fire give rise to high convective and radiative heat fluxes as well as high erosive forces. To generate both types of heat flux in sufficient quantity, a 0.3 kg/second sonic release of gas is aimed into a hollow chamber, producing a fire ball with an extended tail. The flame thickness is thereby increased and hence so is the heat radiated to the test specimen. Propane is used as the fuel since it has a greater propensity to form soot than does natural gas and can therefore produce a flame of higher luminosity. High erosive forces are generated by release of the sonic velocity gas jet 1 meter from specimen (bulkhead) surface. The jet velocity is ca. 100 meter/second at 0.25 meter from the back of the recirculation chamber (e.g. the front of the web of a structural steel specimen) and ca. 60 meter/second at the back of the chamber. The average heat flux is approximately 240 kW/m² and the maximum heat flux 300 kW/m². The heat fluxes are highest in the upper part of the chamber and lowest in the corners and at the jet impact zone.





WE CARE

JET FIRE TEST ACCORDING TO ISO 22899-1:2007 AND ISO/CD 22899-2


Article 6.5 of the ISO/CD 22899-2 mentions:

There are concerns regarding the application and performance of passive fire protection materials and products when subjected to extreme fire events. Limited information is available how passive fire protection materials and products (developed for buildings only to withstand relatively slow build up fire tests such as ISO 834) perform if subjected to a fire exposure significantly more severe. A fire protection material or system intended to withstand a conventional building fire for a specified period may not perform adequately in an extreme event scenario. Products that have demonstrated the ability to withstand a jet fire can be used to protect buildings more sensitive to extreme fires.

Article 9.1 of the ISO/CD 22899-2 mentions:

Whilst hydrocarbon furnace tests are designed to represent a particular type of fire, they do not reproduce the actual fire conditions. Parameters such as: the balance between radiative and convective heat transfer, pressure fluctuations due to turbulence, erosive forces from high gas velocities, thermal shock and differential heating are not reproduced.





JET FIRE TEST ACCORDING TO ISO 22899-1:2007 AND ISO/CD 22899-2

Below the test area showing:

- a) windscreens
- b) the brick wall in which the hollow, recirculation chamber is incorporated
- c) the environmental protection chamber at the back of the wall
- d) protective wall with a hole allowing video taping the status inside the environmental protection chamber


The fuel is released from a nozzle. The tapered has a length of 200 mm with in inlet diameter of 52 mm and an outlet diameter of 17.8 mm.

The recirculation chamber measures internally 500x500 mm with a depth of 500 mm.

The environmental protection chamber measures 1500x1500 mm with a depth of 1000 mm.

The nozzle is 1000 mm away from the bulkhead and the jet is projected just between the cable and pipe penetration to be tested.






WE CARE

JET FIRE TEST ACCORDING TO ISO 22899-1:2007 AND ISO/CD 22899-2

The hollow, recirculation chamber with the RISE-NOFIRNO pipe and multi/cable penetration






JET FIRE TEST ACCORDING TO ISO 22899-1:2007 AND ISO/CD 22899-2

Cable configuration of the RISE/NOFIRNO multi-cable penetration similar as tested for A-class






WE CARE

JET FIRE TEST ACCORDING TO ISO 22899-1:2007 AND ISO/CD 22899-2


The environmental protection chamber, being the unexposed side. TC's fixed the test specimen.





**JET FIRE TEST ACCORDING TO ISO 22899-1:2007
AND ISO/CD 22899-2**






WE CARE




**JET FIRE TEST ACCORDING TO ISO 22899-1:2007
AND ISO/CD 22899-2**





**JET FIRE TEST ACCORDING TO ISO 22899-1:2007
AND ISO/CD 22899-2**






WE CARE

JET FIRE TEST ACCORDING TO ISO 22899-1:2007 AND ISO/CD 22899-2

Flame intensity during the full 120 minutes testing.






JET FIRE TEST ACCORDING TO ISO 22899-1:2007 AND ISO/CD 22899-2

Flame intensity during the full 120 minutes testing.






WE CARE




**JET FIRE TEST ACCORDING TO ISO 22899-1:2007
AND ISO/CD 22899-2**






JET FIRE TEST ACCORDING TO ISO 22899-1:2007 AND ISO/CD 22899-2

The unexposed side of the pipe penetration directly after the 120 minutes Jet Fire test.




***Temperature rise on the surface of
the NOFIRNO sealant 151 °C at the
top and 95 °C at the bottom.***




WE CARE

JET FIRE TEST ACCORDING TO ISO 22899-1:2007 AND ISO/CD 22899-2


The unexposed side of the cable penetration at the side of the jet protection.






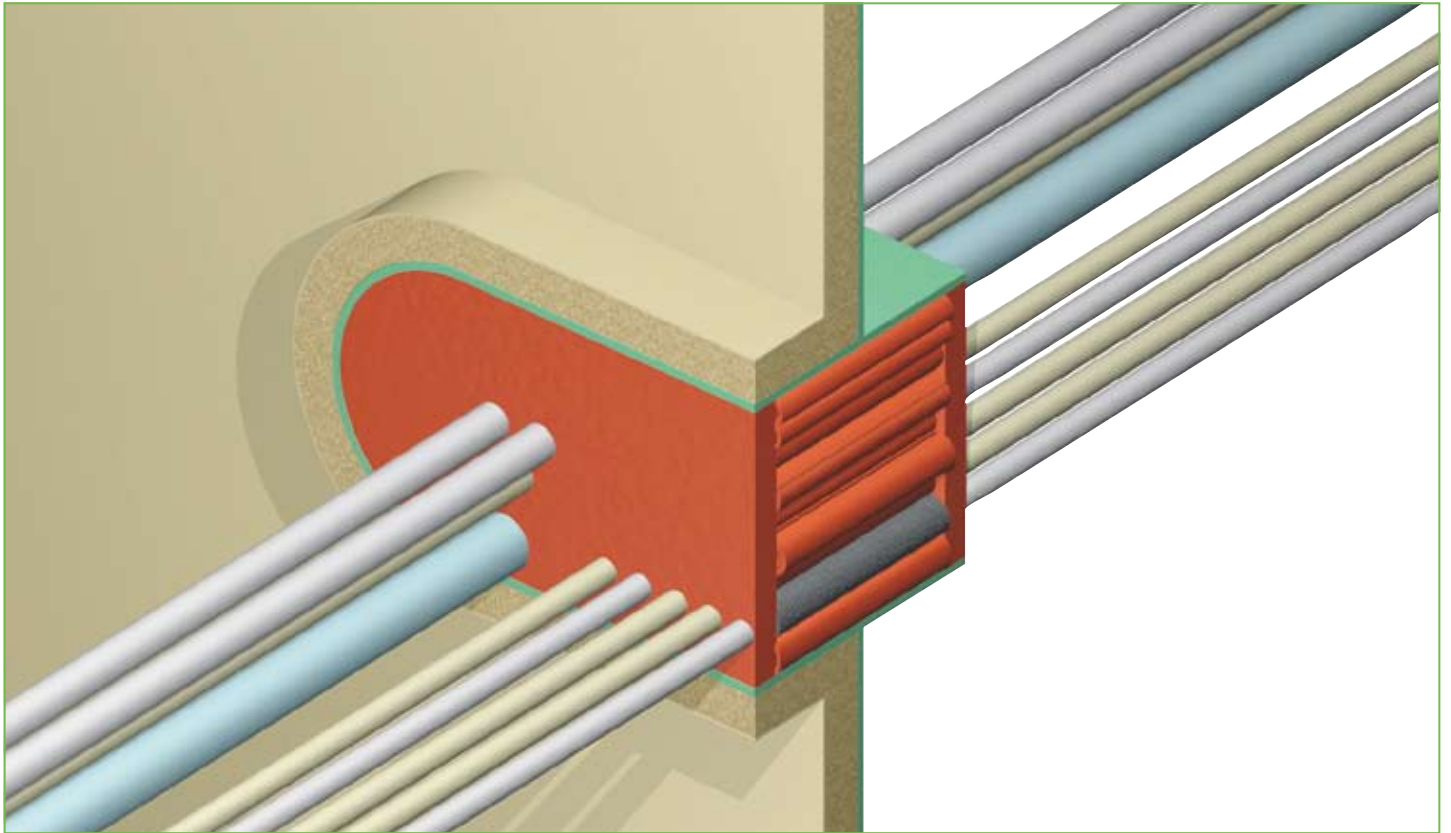
JET FIRE TEST ACCORDING TO ISO 22899-1:2007 AND ISO/CD 22899-2

The unexposed side of the cable penetration at the side opposite the jet projection.

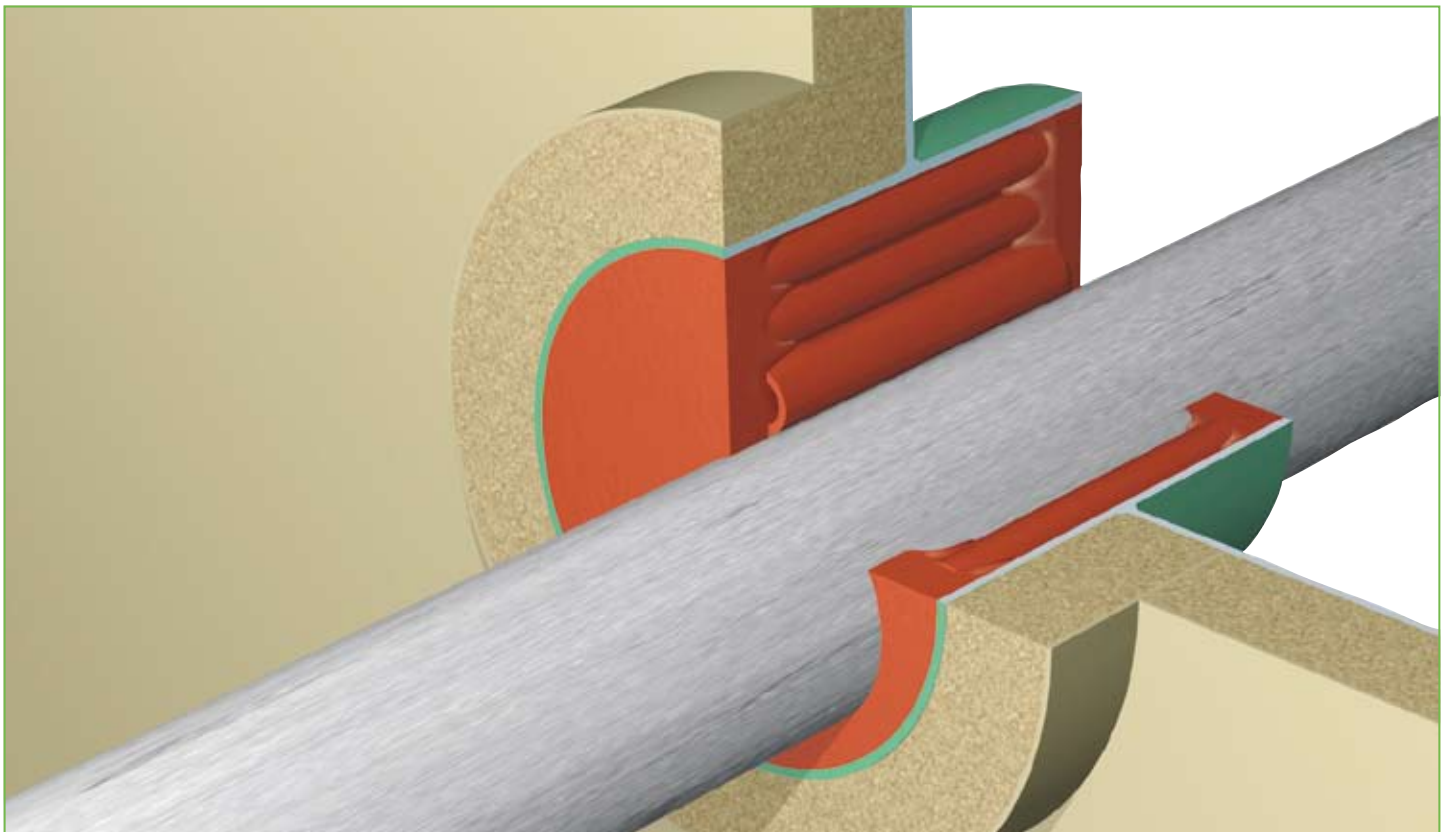




WE CARE



**JET FIRE TEST ACCORDING TO ISO 22899-1:2007
AND ISO/CD 22899-2**




JET FIRE TEST ACCORDING TO ISO 22899-1:2007 AND ISO/CD 22899-2

Specification is 0.3 kg/sec propane. 120 minutes is 7200 sec. This means 2160 kg propane in this test burned. Equals a volume of more than 4300 m³ propane.



WE CARE





WE CARE



WWW.CABLEJOINTS.CO.UK
THORNE & DERRICK UK
TEL 0044 191 490 1547 FAX 0044 477 5371
TEL 0044 117 977 4647 FAX 0044 977 5582
WWW.THORNEANDDERRICK.CO.UK