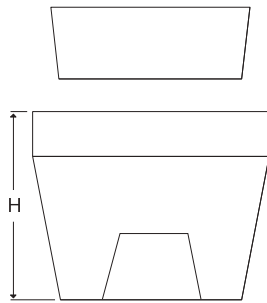
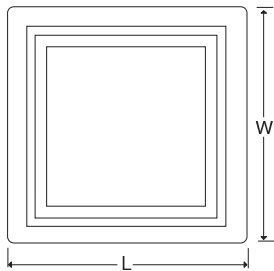
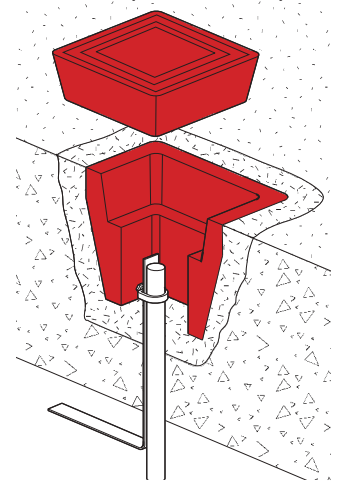


Concrete Earth Inspection Housing

The Wallis concrete earth inspection housing is load rated to 4,000 kilograms and is suitable for most industrial applications. The housing can have an internal earth bar fitted diagonally across in slots provided in the base.

L mm	W mm	H mm	Unit Weight kg	Pack Quantity	Part Number
310	310	170	28.00	1	ERH 01W

Material: Concrete.

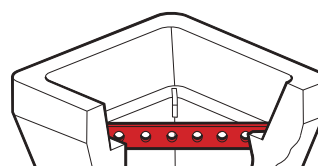
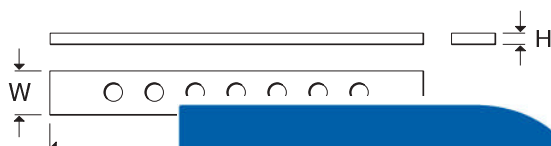


Inspection Housing Earth Bars (for Concrete Earth Inspection Housings)

These earth bars fit into the slots provided in the concrete inspection housings and are used when multiple connections to the earth rod are required.

No. Holes	Hole Ø mm	L mm	W mm	H mm	Unit Weight kg	Pack Quantity	Part Number
5	11	285	30	6	0.49	1	EBC 05
7					0.50		EBC 07

Material: Copper to BS EN 13601.



CABLE JOINTS, CABLE TERMINATIONS, CABLE GLANDS, CABLE CLEATS, FEEDER PILLARS, FUSE LINKS, ARC FLASH, CABLE ROLLERS, CUT-OUTS