

SYSTEM COMPONENTS

The Charles Endirect range of Earthing Components is comprehensive and caters for all standard size cables.

Compression glands, CETs, Saddles, Terminal blocks and gland plates are all available. They are inherently strong and easy to use with main terminal components made from Zinc plated solid brass.

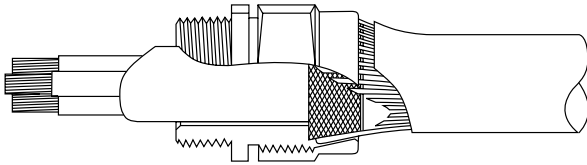
COMPRESSION GLANDS

The Industry Standard – a tried and reliable system

Standard Brass compression glands to BS6121. Suitable for SWA cable, complete with brass lock nut and PVC shroud. Accepts cables up to 35mm² as follows:

	Overall Cable Diameter mm ²
BW20 20mm 2 part standard	20.8
BW25 25mm 2 part standard	27.2
BW32 32mm 2 part standard	33.5

Dimensions show maximum cable size per gland. Selection chart based on industry standard cable sizes – sizes may be checked against diameters above.



BW GLAND RANGE: SELECTION CHART

CABLE SIZE mm ²	NUMBER OF CORES		
	2	3	4
1.5mm	BW20	BW20	BW20
2.5mm	BW20	BW20	BW20
4mm	BW20	BW20	BW20
6mm	BW20	BW20	BW20
10mm	BW20	BW20	BW25
16mm	BW25	BW25	BW25
25mm	BW25	BW25	BW32
35mm	BW32	BW32	BW32

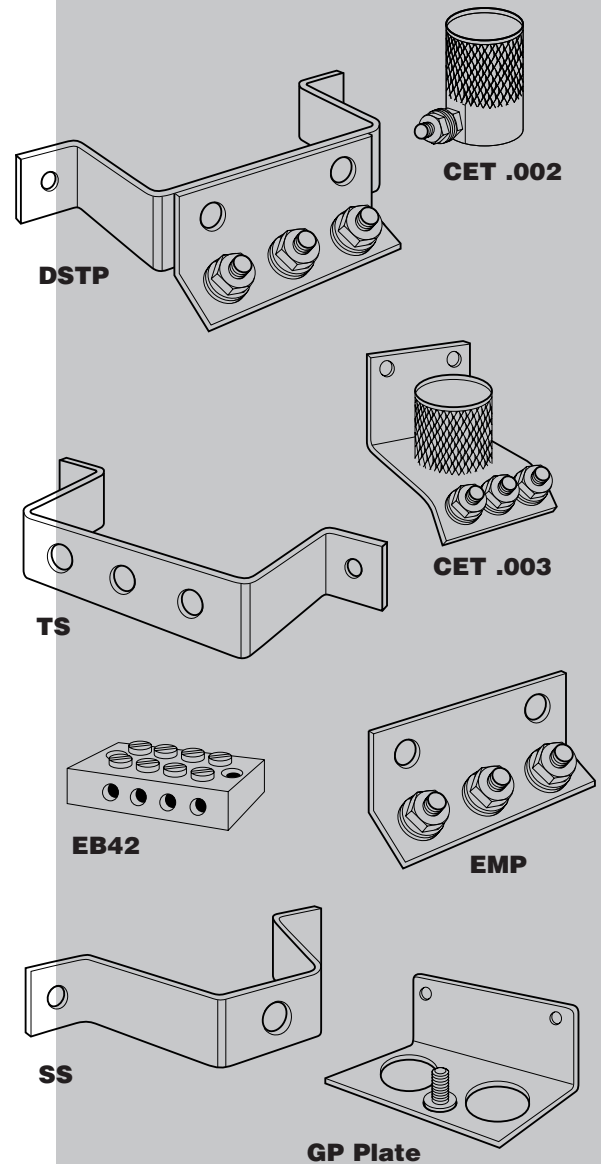
SEPARATE GLAND PLATES

Manufactured from 2mm thick brass with 2 x 5mm fixing holes. All gland plates are supplied with brass earthing stud nut and washer. Customised gland plates are available to suit your individual requirements. A typical selection is shown below

GP NO.	GLAND HOLES	DIMENSIONS mm		
		W	H	D
1032	1 x 32	55	30	60
2120	1 x 20 1 x 25	95	30	55
2220	2 x 20	95	30	55
2025	2 x 25	95	30	55
3125	1 x 20 2 x 25	95	30	85
3225	2 x 20 1 x 25	95	30	85
3320	3 x 20	95	30	85
3025	3 x 25	95	30	85
003/20	1 x 20	35	35	60
003/25	1 x 25	35	35	60

The Charles Endirect EARTHING

INCLUDING CENTRAL
EARTH TERMINAL

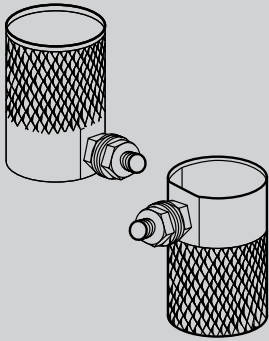
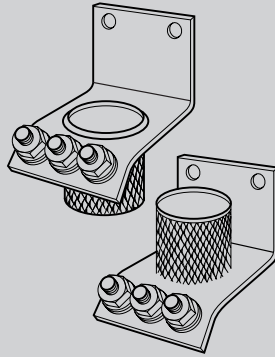
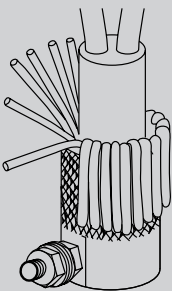
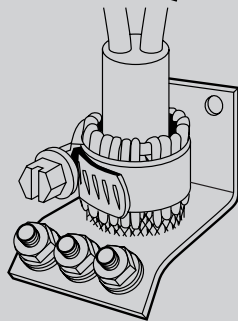
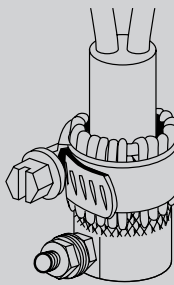
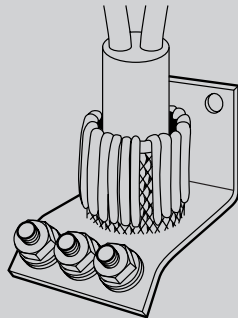
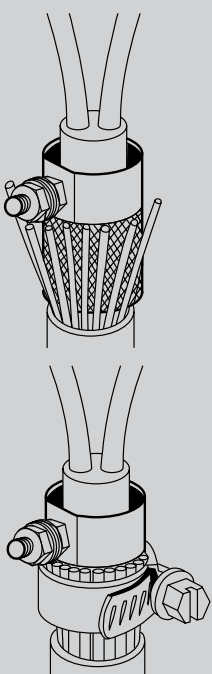
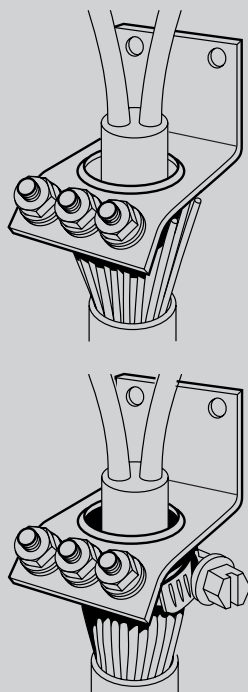


CET FEATURES

- Inherently strong and simple design
- Exceeds BSI (Cable Gland) torque test
- Main terminal components all zinc plated solid brass
- No loose fitting or easily omitted strands.
- Single or multiple earth take-off points
- Comprehensive range, all standard cable sizes



WWW.CABLEJOINTS.CO.UK
THORNE & DERRICK UK
TEL 0044 191 490 1547 FAX 0044 477 5371
TEL 0044 117 977 4647 FAX 0044 977 5582
WWW.THORNEANDDERRICK.CO.UK

CET-002**CET-003 &
CET-003/**R****CET-002 With
Armours Bent Back****CET-003 With
Armours Bent Back****CET-002
With Armours Splayed****CET-003/**R
With Armours Splayed**

The Charles Endirect

EARTHING

MAIN CABLE PREPARATION

MAXIMUM CABLE SIZE ACCEPTED

ARMOURS BENT BACK

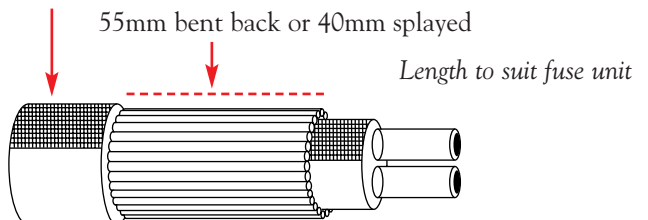
CABLE SIZE	2 COPPER CORES CIRCULAR	2 COPPER CORES SEGMENTED	3 COPPER CORES SEGMENTED	4 COPPER CORES SEGMENTED
2.5mm	002/6	002/6	002/6	002/6
4mm	002/6	002/6	002/6	002/6
6mm	002/6 003/10	002/6 003/10	002/10 003/10	002/10 003/10
10mm	002/10 003/10	002/10 003/10	002/16 003/16	002/16 003/16
16mm	002/16 003/16	002/16 003/16	002/16 003/16	002/35 003/35

ARMOURS SPLAYED

CABLE SIZE	2 COPPER CORES CIRCULAR	2 COPPER CORES SEGMENTED	3 COPPER CORES SEGMENTED	4 COPPER CORES SEGMENTED
2.5mm	002/6	002/6	002/6	002/6
4mm	002/6	002/6	002/6	002/6
6mm	002/6 003/10R	002/6 003/10R	002/6 003/10R	002/6 003/10R
10mm	002/10 003/10R	002/6 003/10R	002/10 003/10R	002/16 003/16R
16mm	002/10 003/10R	002/10 003/10R	002/10 003/10R	002/16 003/16R
25mm	002/16 003/16R	002/10 003/10R	002/16 003/16R	002/35 003/35R
35mm	002/35 003/35R	002/35 003/35R	002/35 003/35R	002/70 003/35R

CABLE PREPARATION

PVC OUTER COVERING



WWW.CABLEJOINTS.CO.UK
 THORNE & DERRICK UK
 TEL 0044 191 490 1547 FAX 0044 477 5371
 TEL 0044 117 977 4647 FAX 0044 977 5582
 WWW.THORNEANDDERRICK.CO.UK