

More Than 35 Years Service to Industry



Cable Drum
Trailers

Cable Pulling
Winches

Cable Laying
Accessories

Generator
Set Trailers

Suppliers of Cabling Equipment
Around the World

Company Profile

S.E.B. International was originally founded in 1970, and rapidly gained an enviable reputation as designers and builders of specialist plant transporter trailers of well engineered heavy duty construction, serving the UK Civil Engineering and Allied Industries.

Due to ever increasing customer demand, later years saw the company expand their activities into the design and manufacture of Cable Laying Trailers and associated equipment which to present day represents the vast proportion of its production facilities and services.

As illustrated in this brochure it is our belief that we are now probably one of the leading manufacturers and suppliers of equipment of this type within the UK and overseas, offering a comprehensive range of products whilst still importantly retaining the flexibility to consider design and build of individual client special requirements.

Our units are being exported and operated in many parts of the global market, including the Middle East. Pakistan, Europe, Scandinavia, Turkey, Bahamas, Cyprus, Africa and the Republic of Ireland etc.

Typical Examples are:

British Telecom UK

Bechtel Inc

Batelco - Bahrain

Etisalat UAE

Prysmian Cables

Hyundai Engineering

Bahwan Engineering Co. (BEC) Oman

Dubai Electricity & Water Authority

Bravo Beijing - China

ABU Dhabi Water & Electricity

Scottish & Southern Energy

Balfour Beatty

Kentz Saudi Arabia

Consolidated Contractors - Middle East

Electricity Supply Board EIRE

Siemens AG

Cyprus Electricity Authority

Scoco - Saudi Arabia

UTS Kent

Emirates Technical Associates (ETA)

Alfred McAlpine

Mission Statement

S.E.B. International Ltd is a company constantly monitoring and developing its range of equipment and services in order to satisfy customer requirements

Our aim is to provide high quality products, reliable in service that offer good value for money to our clients.

We endeavour to employ conscientious personnel both in our design and manufacturing processes in our efforts to produce products to give long lasting and troublefree 'in service life'.

After Sales Service - Spares & Refurbishment

S.E.B. International consider it of vital importance that in case of breakdown, our clients' needs are given high priority; and to this end our company normally stocks some 2500 spare items to ensure speedy despatch whenever possible.

As an additional service we can offer 'in house' repair, refurbishment and routine maintenance facilities for cabling equipment both of our own manufacture and others, which could involve major rebuilds on the trailer chassis, suspensions, lighting and hydraulic systems etc.

This service is backed up in many cases inclusive of final testing and re-certification on completion of work done.

We also offer training on all SEB products, either on site or at SEB's premises.

Contents

Cable Trailers - Highway	4
Cable Trailers - Site	5
Cable Hauling Winches - Power	6
Cable Winches - Telecoms	7
Electric Cable Pulling Winch	8
Cable Winches - Optional Extras	8
Cable Trailer - Optional Extras	9
Cable Rollers - Trench Application	10
Cable Rollers - Specialist Application	11
Cable and Duct Pulling Accessories	12
Cable Rollers and Guides for the Duct	13
Conduit Rods	14
Conduit Rod Accessories	15
Duct Equipment	16
Hydraulic Cable Cutters and Measuring Wheels	17
Cable Avoidance Tools	18
Pit Lifters	18
Cable Drum Jacks and Spindles	19
Cable Drum Handling	20
Other SEB Products	21
Cabling Equipment Scheme - Ducts	22
Cabling Equipment Scheme - Open Trench	23

Contact Details

SEB International Limited

Unity Road,
Lowmoor Business Park,
Kirkby-in-Ashfield,
Nottinghamshire
England NG17 7LE

Telephone: +44 (0) 1623 754490

Fax: +44 (0) 1623 753477

E-mail: contact@sebinternational.com

Web Site: www.sebinternational.com

CABLE DRUM TRAILERS - Highway Range

CD60 Cable Drum Trailer



All of the Cable Trailers described below are equipped with braking and road lighting systems to conform with EEC Directives and are designed to travel fully laden at road speeds indicated on the UK Highway and most other European Countries. Variations can also be made to accommodate any individual Country specific requirements.

For safe and easy drum handling, all SEB Cable Drum Trailers are fitted with hydraulic hand pump operated lift/lower systems as standard. When the drum is fully raised mechanical locks ensure drum security in transit. See separate page for details of additional options available.

(detailed specifications can be provided on request)

CD220 Cable Drum Trailer



Trailer Model	Payload (Approx.)	Gross Vehicle Weight	Max. Drum Width	Drum Dia. max/min	Spindle Dia.	Tow Eye/ Coupling Height Unladen	Trailer Width	Towing Speed	Tyres	Brake System
SINGLE AXLE										
CD20	795Kg	1095Kg	1075mm	1200/650	50mm	50/630	1900	100Kmh	165x13	Overrun Auto reverse
CD32	1200Kg	1600Kg	1375mm	2100/700	50mm	50/620	2280	100Kmh	175x14	Overrun Auto reverse
CD40	1500Kg	2000Kg	1250mm	2200/750	50mm	50/630	2200	100Kmh	195x14	Overrun Auto reverse
CD60	2350Kg	3100Kg	1280mm	2500/1060	76mm	50/610	2300	100Kmh	215/75R17.5	Overrun Auto reverse
CD70	2750Kg	3500Kg	1280mm	2500/1060	76mm	50/610	2300	100Kmh	215/75R17.5	Overrun Auto reverse
PT60	2300Kg	3100Kg	1710mm	3200/1420	76mm	50/680	2495	100Kmh	215/75R17.5	Overrun Auto reverse
PT 70	2750Kg	3500Kg	1600mm	3200/1420	76mm	50/680	2545	100Kmh	215/75R17.5	Overrun Auto reverse
CD130	5200Kg	6580Kg	1470mm	2860/1360	76mm	76/710	2550	100Kmh	11.00x22.5	2 Line Air / Mech. C/W ABS
CD140	5050Kg	6650Kg	1600mm	3800/2000	89mm	76/810	2550	100Kmh	11.00x22.5	2 Line Air / Mech. C/W ABS
TWIN AXLE										
CD220	8550Kg	10650Kg	1730mm	3660/2550	101mm	76/780	2550	100Kmh	235/75R17.5	2 Line Air / Mech. C/W ABS

NOTE:

1) All Drum widths stated are with drum locking collars fitted to spindles.

2) These trailers constitute our standard/popular range. However if there is not a trailer listed to accommodate your drum size and weight then please do not hesitate to contact us.

CABLE DRUM TRAILERS - Site Range

Designed and supplied specifically for "Off Road Use", these Site trailers are all fitted with some form of brake system, hand parking facility and basic vehicle lights. Although not built to conform with EEC braking/lighting directives certain Non EEC countries have operated these units on the highway under the proviso that Towing speeds indicated must not be exceeded at full rated payload. All units incorporate the same drum handling features and in some cases additional options as the Highway range.

CD500 Cable Drum Trailer



CD980s Cable Drum Trailer



As drums of Cable get larger and heavier to reduce the number of joints in the cable, the SEB range of Site trailers has expanded to accommodate drum sizes of up to 2800mm wide and 5000mm dia with a maximum payload of 48000Kgs.

Trailer Model	Payload (Approx.)	Gross Vehicle Weight	Max. Drum Width	Drum Dia. max/min	Spindle Dia.	Tow Eye/ Coupling Height Unladen	Trailer Width	Towing Speed	Tyres	Brake System
SINGLE AXLE										
CD60S	3000Kg	3750Kg	1280mm	2500/1060	76mm	50/610	2300	40kmh	215/75R 17.5	Overrun
CD130S	7250Kg	8550Kg	1470mm	2860/1360	76mm	76/710	2550	25kmh	11.00x22.5	Overrun
CD140S	7000Kg	8600Kg	1730mm	3200/2000	89mm	76/810	2550	25kmh	11.00x22.5	Overrun
CD210S	8000Kg	10300Kg	2000mm	3500/2300	89mm	76/945	3200	32kmh	315/70Rx22.5	2 Line Air
CD250S	10000Kg	12400Kg	2000mm	3500/2300	89mm	76/945	3200	24kmh	315/70Rx22.5	2 Line Air
TWIN AXLE & MULTI AXLE										
CD310S	12000Kg	15500Kg	2400mm	4540/2400	101mm	76/960	3600	24kmh	11.00x22.5	2 Line Air
CD360S	15000Kg	18500Kg	2400mm	4540/2400	127mm	76/960	3600	16kmh	11.00x22.5	2 Line Air
CD480S	18000Kg	22000Kg	2400mm	4600/2500	127mm	76/1000	3600	24kmh	315/70Rx22.5	2 Line Air
CD500S	20000Kg	24000Kg	2400mm	4600/2500	127mm	76/1000	3600	16kmh	315/70Rx22.5	2 Line Air
CD700S	30000Kg	35000Kg	2400mm	4800/2700	152mm	76/1100	3735	10kmh	14.00x24	2 Line Air
CD900S	40000Kg	48000Kg	2800mm	5000/2900	152mm	76/ Pivot Type	4300	10kmh	14.00x24 Main Axle 295/60 Bogie	2 Line Air
CD980S	48000Kg	57000Kg	2800mm	5000/2900	152mm	76/ Pivot Type	4300	10kmh		2 Line Air

NOTE:

1) All Drum widths stated are with drum locking collars fitted to spindles.

2) These trailers constitute our standard/popular range. However if there is not a trailer listed to accommodate your drum size and weight then please do not hesitate to contact us.

CABLE PULLING WINCHES - Power cables

A range of Trailer mounted Cable Pulling Winches required for the installation of Power Cables where high pulling tensions are required.

All of the units are designed with the operator in mind. Simple in operation and robustly engineered, these units are fitted with heavy duty diesel engines powering hydraulic transmission for smooth controlled pulling, and are fitted with a console mounted line tension indicator so that at all times the operator has a visual display of the pulling force applied. All of the Winches can be quickly pre-set so they do not exceed the required pulling tension.

Transmission guard shown is standard for UK only.



FW3000 3 Tonne Winch

This is our 3 tonne capacity single capstan winch and is a great asset to any Multi Utility business. It is fitted with a free spooling payout system which makes it a one man only operation. The unit is fitted with a pull load indicator with read out via dial gauge.

Technical Specification

Power Unit	Diesel engine. Rated at 13Kw. At 3600 RPM	
Main Drive System	Single Capstan.	
Rewind Drum Drive	Hydraulic driven for rope tension.	
Cable Pay Out	Free spooling	
Pull Load Indicator	Dial gauge for pressure / tonnes pull	
Oil Cooler	Fitted with thermostat fan.	
Rewind drum	400 mtrs. 10mm dia rope. capacity (max)	
Rope Layering	Free moving layering arm (mounted under rewind drum)	
Rope Pull/Speed	0.5 tonne	30 mtr/min
	1.5 tonne	22mtr/min
	3.0 tonne	7 mtr/min

Technical Specification

Power Unit	Diesel Engine Rated 19.1Kw at 3000RPM
Main Drive System	Independently driven twin Grooved Bull Wheels.
Rewind Drum	Hydraulically Driven for Rope Tension.
Cable Payout	Via Hydraulic System. - Powered
Pull Load Indicator	Via Dial Gauge for Pressure/Tonnes Pull.
Oil Cooler	Fitted with Thermostatic Fan.
Rewind Drum Capacity	750mtrs x 14mm dia Rope.
Rope Layering	Free Moving Layering Arm.
Rope Pull/Speed	No Load/Payout - 28mtrs/min
	5.0 Tonne - 12mtrs/min



TW5000 5 Tonne Winch

The TW5000 is currently our largest line pull winch, and utilises the Twin Capstan design as a way of developing the required tension. The winch is a single axle and therefore easy to manoeuvre. It is fitted with a pull load indicator via the dial gauge and obtains it's power from a twin cylinder diesel engine.

CABLE PULLING WINCHES - Telecommunications

Designed to keep up with the fast moving telecommunications industry these Winches were developed to meet the requirements for both the installation of delicate Fibre Cables where low pulling tensions are necessary and also for the more heavier Copper Cables. Other installation applications are coaxial cable, sub duct and even in certain conditions H.V Cables.

Technical Specification

Line Tension	500Kg (760mm diameter capstan) for fibre optic cables.
Line Tension	1000Kg (380mm diameter capstan) for sub duct and general cabling.
Rope Speed	55mtrs / minute 760mm capstan 26mtr / minute 380mm capstan

Console mounted line tension indicator with Pre-set limiting facility. Available with either 13hp Petrol or Water Cooled Diesel Engine.
Emergency stop device fitted as standard.



AW 1000 Assist Winch

The AW1000 Assist Winch is designed as a versatile multi-purpose winch, which can be used for the installation of Fibre Optic Cable, Sub Duct and also for pulling the bond back through the duct or trench.



CW 3000 3 Tonne Winch

The CW3000 Winch is designed to pull Telecommunications cable as well as general cable and sub duct. The unit operates the tried and trusted method of a single capstan drive system which is now synonymous with the Telecommunications industry, the capstan is driven by a fixed displacement hydraulic motor. The cast alloy capstan is fully guarded and is fitted with a limit switch as standard which is activated and stops the capstan rotating as soon as the guard door is opened. Situated directly under the capstan is a swivelling diverter pulley to enable horizontal pulls to be made.

Technical Specification

Line Tensions	3000Kg Maximum
Line Speed	0-12 Mtrs / Minute Variable @ 3000kg 0-30 Mtrs / Minute Variable @ 1000Kg
Engine	15.5Hp Water Cooled Diesel Engine
Controls	Electrically operated directional controls

Safety Emergency stop buttons and limit switch to the rear guard .
The winch is supplied as standard with the GRP Canopy

Electric Cable Pulling Winch

The Cable Puller provides the perfect solution to installing long or heavy lengths of cable in difficult locations. It reduces the manpower hours required to meet installation deadlines, and is safer and faster.

- Unlimited length of pull and choice of rope speed
- Compact, lightweight and portable
- 110V or 240 VAC model for internal use in buildings and tunnels
- Reverse rotation for controlled release at high loads

CABLE PULLER	Small Drum	Large Drum
Max Drum Weight Kgs	2500	1500
Rope Speed (m/min)	2.5	4.0
Dimensions (mm)	L. 655 x W. 550 x H. 400	
Weight (kg)	95	

Accessories included:

Detachable Rope Storage Drum as Shown (larger drum available as an option)
Deadman Foot Control with 2m Cable 2 x Tie Down Shackles



OPTIONAL EXTRAS - Cable Winches

DATA LOG

Electronic Recorder

An electronic recorder with digital printout which combines a high level of technical specification with ease of operation. It is designed to stop winching operations if pre-selected pulling tension is achieved, thus preventing possible damage to the cable. Dependant on to which SEB Winch it is fitted, the recorder can give a combination of pulling tension, distance, pulling speeds and time. There is also the option to download data via a remote PC if required.



TYPICAL PRINTOUT FOR FW3000/TW5000

Machine Type FW3000
Drum No 000001
Pull Overload 2000
Date 07-02-2001
Time 14.41.08

M	Kg	M/Min
5	499	4
10	582	25
15	840	25
20	1328	25

Stopped at 14.43
2001 Kg
Overload - Job Suspended

TYPICAL PRINTOUT FOR AW1000/CW3000

Drum No 000001
Pull Overload 400
Date 09-02-2001
Time 15.30.03

Time	Kg
15.30.16	17
15.30.21	17
15.30.26	17
15.30.31	6
15.30.36	263
15.30.41	369

Stopped at 15.30
403 Kg
Overload - Job Suspended

Kg = Pulling Tension.
M = Distance in metres.
M/min = Speed in metres per minute.

Canopy

Although our winches do not come with canopies as standard they are available for both the FW3000 and the TW5000 as optional extras, the model shown is the FW3000. The canopies can be available in different colours to match your corporate images and we are also able to sign write the canopies to provide you with free advertising while the unit is in transit. While the winch is in operation the canopy can be held in the up position by the catches as shown. Please enquire for further details and prices.



Also available as optional extras for our full range of winches are Trench Booms, Adjustable Height Tow Bars and Special Rope Lengths.

OPTIONAL EXTRAS - Cable Drum Trailers

DRUM DRIVE / POWER LIFT UNITS

Diesel or Petrol engine Powered Cable Drum drive unit to assist in paying out or taking up the cable. This unit also provides powered lift of the drum.

Optional variations include units powered direct from vehicle P.T.O hydraulics (Consult S.E.B.)

Note. Fitment of the drum drive reduces the payload of the trailer (Consult SEB).



ADJUSTABLE HEIGHT DRAWBAR

For auto reverse overrun braked Trailers. A useful acquisition where a variety of vehicles with different tow heights can be used to tow the same trailer.



EXTENSION SLIDE

Makes the trailer more versatile, enabling it to handle smaller diameter drums. Slides can be supplied loose or mounted on the trailer chassis.

Note:

- a) Capacity of Extension Slides are limited to 25% of trailer rated payload.
- b) Fitment will reduce the width of drum space available. (Consult S.E.B.)



DRUM BRAKE

Mechanical or hydraulic friction brake for overhead stringing operations or other applications where tension is to be maintained on the cable.

Note: fitment of the brake device will reduce the width of the drum space available. (Consult SEB)

Full details of any of the above can be supplied to match the particular trailer you require.



CABLE ROLLERS - Trench Application

Straight Line

TRP76 Narrow Roller

Designed for use in narrow trenches. Lightweight assembly suitable for cables up to 76mm dia. Zinc plated steel frame fitted with large waisted solid aluminium roller running on low friction sintered bushes. Base size: 320mm x 145mm. Weight: 2.75Kgs




HSP125 ROLLER - HEAVY DUTY

All Zinc plated heavy duty assembly suitable for cables up to 125mm dia. Steel frame fitted large waisted steel roller running on sealed ball bearings. Base size: 350mm x 230mm. Weight: 4Kgs



HBSP125 BRIDGE ROLLER - HEAVY DUTY

Generally as per the HSP125 Roller but with the added facility of being able to place same over a cable up to 90mm already laid in the trench. Base size: 350mm x 230mm. Weight: 4.5Kgs



Corner Rollers

CR1 ANGLE CORNER ROLLER

Purpose designed for taking the heaviest cables round difficult corners and bends. Incorporates a vertical and horizontal roller 75mm diameter on low friction sintered bushes. Stake pins are provided to link rollers together into a continuous assembly on right angle bends. Paint finish. Height: 300mm Width: 160mm Length: 280mm Weight: 9.0Kgs



CR2 SKID ROLLER

Incorporates a horizontal steel roller 75mm dia running on low friction sintered bushes with back skid plate for corner work. Can be used singly or linked together with stake pins provided to form a continuous run. Paint finish. Height: 300mm Width: 230mm Length: 330mm Weight: 8.0Kgs



CR4 TRIPLE CORNER ROLLER

All zinc plated finish and using two vertical and one horizontal steel rollers identical to HSP125 for taking the heaviest cables round difficult corners. The assembly is of a robust construction for use in the most arduous conditions and can be linked together with stake pins provided to form a continuous corner roller system. Height: 295mm Width: 290mm Length: 540mm Weight: 12Kgs



CABLE ROLLERS

Corner Rollers

CR5 HORIZONTAL ROLLER

Two horizontal rollers with quick release gate opening to allow easy entry and removal of cables up to 125mm diameter.

Paint finish.

Height: 400mm Width: 260mm Length: 250mm Weight: 13Kgs



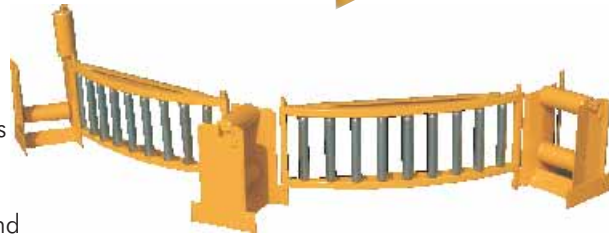
CR6 VERTICAL ROLLER

Nine vertical steel rollers each running in roller bearings and mounted in a heavy duty steel frame.

Paint finish.

Height: 310mm Width: 90mm Length: 830mm Weight: 14Kgs

Note: These rollers are used in conjunction with CR5 as per the photograph and where large diameter cables have a limited bend radius.




SP1 SKID PLATE

Can be used with the CR2 Skid Roller as an alternative to the CR5 / CR6 Corner Roller system.

Paint finish.

Height: 300mm Width: 100mm Length: 920mm Weight: 7Kgs



DR1 DRAW OFF ROLLER

To lead the cable directly from the drum into the trench. 75mm diameter steel tube roller on low friction sintered bushes. All mounted to heavy duty angle steel base.

Paint finish.

Height: 220mm Width: 178mm Length: 1066mm Weight: 14Kgs




VR1 ROLLER ASSEMBLY

A guide roller in front of the drum which centralizes the cable from the drum into the trench. Sealed roller bearings fitted in steel roller. Mounted in heavy duty steel frame.

All zinc plated finish.

Height: 360mm Width: 500mm Length: 890mm Weight: 17Kgs



SR5 SUSPENSION ROLLER

To enable cables to be winched and suspended in high buildings prior to being positioned on gantries, beams etc.

Zinc plated finish.

Height: 404mm Width: 240mm Length: 210mm Weight: 3kgs



HSR5 HEAVY DUTY SUSPENSION ROLLER

To take initial strain on the heaviest cables where they are lifted from the floor and onto cable trunking. The roller is suspended from a cross beam or similar in front of the trunking. Large waisted steel roller running on sealing ball bearings.

Paint finish.

Height: 430mm Width: 120mm Length: 250mm Weight: 9kgs



CABLE & DUCT PULLING ACCESSORIES

SWIVEL LINK


Enables Winch rope to revolve during pulling operation preventing twisting or kinking.

Machined from solid steel zinc plated finish.

Heavy duty swivel bearing to allow sustained pulls.

Totally smooth exterior finish.

Grease packed on assembly minimising further lubrication.



Model	Min Break Strain	Jaw Size	Pin Dia.	Overall Length	Overall Diameter	Weight
SL3	3 Tonne	16mm	10mm	100mm	30mm	0.5Kg
SL5	5 Tonne	32mm	16mm	200mm	55mm	2.5Kg

CABLE STOCKINGS

Sometimes called Cable Socks or Cable Grips.

An efficient method of supporting or pulling cables.


Manufactured from high tensile galvanised steel wire.

Also available on request in stainless steel wire or Kevlar.

Available as Single Eye (S type).

Double Eye (D type) or Lace Up (L type).

The Cable Socks can also be supplied as 3 leg for pulling 3 separate cables



Dia of Cable	S Type Code	D type Code	L type Code	Lattice Weave	Lattice Length	Overall Length	Actual Break Tonne
6-13mm	CS11	CS21	CS31	Single	230mm	305mm	0.75T
13-19mm	CS12	CS22	CS32	Single	355mm	430mm	1.00T
19-25mm	CS13	CS23	CS33	Single	405mm	510mm	2.50T
25-38mm	CS14	CS24	CS34	Single	455mm	610mm	3.50T
38-50mm	CS15	CS25	CS35	Double	535mm	735mm	5.00T
50-63mm	CS16	CS26	CS36	Double	610mm	865mm	5.00T
63-89mm	CS17	CS27	CS37	Double	685mm	990mm	6.00T
89-115mm	CS18	CS28	CS38	Double	685mm	990mm	7.00T
115-130mm	CS19	CS29	CS39	Double	685mm	990mm	7.00T

All sizes in mm. Larger diameter and longer lengths can be made to order.

SUB DUCT PULLING EYE WITH CLEVIS

Sub Duct pulling eye (carrots) with Clevis pin and eye other end to attach draw rope etc. Units tapered and threaded to cover range. Zinc plated.

PE1 Pulling eye for sub duct range 24-29mm

PE2 Pulling eye for sub duct range 29-37mm



SLINGS

For use with pulling eye. Available as standard for pulling 4 or 3 way sub duct.

4 way Sling. Staggered 4 way pulling Harness

3 way Sling. Staggered 3 way pulling Harness

Manufactured from galvanised steel wire.



CABLE ROLLERS AND GUIDES - for the duct

ML5 Manhole Roller

Designed for placing at the end of the manhole or pit entrance to ease the cable in. Triple Aluminium Roller on tubular steel frame.

Zinc Plated.

Height 630mm Width 290mm Length 500mm Weight 14Kg.



RR3 Rope Guiding Roller

Used to guide drawropes and cabling ropes out of manhole entrance and jointboxes to avoid damage to the rope. Consists of an aluminium roller mounted on a zinc plated frame, which has two lugs for location into the jointbox or manhole.

Also available RR5 with a heavy duty steel roller running on roller bearings.

Height: 150mm Width: 152mm Length: 254mm Weight: 4Kgs



ERS76 Edge Roller Swivelling

For protection of the rope on the rim and corner of the manhole.

Unit swivels to the direction of the pull.

Aluminium roller in zinc plated frame.

Height: 180mm Width: 200mm Length: 270mm Weight: 4.5Kgs



Cable Protecting Bend Without Stop

CPB1 – For Ducts inside dia. 89mm

CPB2 – For Ducts inside dia 100mm

Zinc plated.



Cable Protecting Bend With Handle And Stop

CPB3 – For Ducts inside dia 89mm

CPB4 – For Ducts inside dia 100mm

Zinc plated.



CPB5 – Cable Protecting Bend With Angled Base

To fit the rim corners of the manhole. Unit swivels to the direction of the pull.

Zinc plated



CPB6 – Cable Protecting Bend with Snout

For securing inside 89 or 100mm Ducts

Zinc plated



BM. Steel Bellmouths

In separable hinged halves to guide the cable through the duct to avoid damage to both the Cable or the Duct.

BMR models available fitted with roller for additional rope guidance and protection. Zinc plated

BM60	(BMR60)	for ducts	60 - 69mm
BM80	(BMR80)	for ducts	76 - 89mm
BM90	(BMR90)	for ducts	90 - 97mm
BM100	(BMR100)	for ducts	99 - 106mm
BM125	(BMR125)	for ducts	124 - 130mm
BM150	(BMR150)	for ducts	148 - 155mm
BM160	(BMR160)	for ducts	152 - 176mm
BM175	(BMR175)	for ducts	170 - 180mm
BM200	(BMR200)	for ducts	194 - 212mm
BM230	(BMR230)	for ducts	220 - 239mm
BM250	(BMR250)	for ducts	246 - 266mm



Also available in Plastic and Brass Bellmouths. Details on request
Special sizes can be manufactured on request.

CONDUIT ROD

A high quality glass fibre reinforced helically wound epoxy rod giving good adhesion properties for the outer polyethylene coating. This construction gives excellent bending elasticity which makes it ideal for short to long installations into ducts. It is an ideal and fast way of installing draw ropes and Winch ropes into ducts, ready for Cable Pulling operations.

The 9mm, 11mm and 14mm rod comes complete on a mobile frame for easy manoeuvrability. The 4mm and 6mm versions are on a free standing frame.

Zinc plated finish.

All units are designed and built for easy handling.

All rods come complete with guide tips.

A full range of accessories are also available.

See opposite.

All sizes are available as spare rod only. Non standard lengths available on request.



4mm DIA ON 480mm HIGH FREE STANDING REEL

LCR4/40R	4mm dia x 40mtr long	Weight 5Kg
LCR4/60R	4mm dia x 60mtr long	Weight 6Kg
LCR4/80R	4mm dia x 80mtr long	Weight 7Kg
LCR4/100R	4mm dia x 100mtr long	Weight 8Kg

6mm DIA ON 590mm HIGH FREE STANDING REEL

LCR6/60R	6mm dia x 60mtr long	Weight 10Kg
LCR6/80R	6mm dia x 80mtr long	Weight 11Kg
LCR6/100R	6mm dia x 100mtr long	Weight 12Kg
LCR6/150R	6mm dia x 150mtr long	Weight 13Kg

9mm DIA ON 1040mm HIGH MOBILE REEL

LCR9/60R	9mm dia x 60mtr long	Weight 26Kg
LCR9/80R	9mm dia x 80mtr long	Weight 28Kg
LCR9/100R	9mm dia x 100mtr long	Weight 30Kg
LCR9/120R	9mm dia x 120mtr long	Weight 32Kg
LCR9/150R	9mm dia x 150mtr long	Weight 35Kg
LCR9/200R	9mm dia x 200mtr long	Weight 40Kg

11mm DIA ON 1160mm HIGH MOBILE REEL

LCR11/100R	11mm dia x 100mtr long	Weight 39Kg
LCR11/150R	11mm dia x 150mtr long	Weight 47Kg
LCR11/200R	11mm dia x 200mtr long	Weight 54Kg
LCR11/250R	11mm dia x 250mtr long	Weight 61Kg
LCR11/300R	11mm dia x 300mtr long	Weight 69Kg

14mm DIA ON 1290mm HIGH MOBILE REEL

LCR14/150R	14mm dia x 150mtr long	Weight 65Kg
LCR14/200R	14mm dia x 200mtr long	Weight 77Kg
LCR14/250R	14mm dia x 250mtr long	Weight 87Kg
LCR14/300R	14mm dia x 300mtr long	Weight 99Kg
LCR14/350R	14mm dia x 350mtr long	Weight 111Kg



CONDUIT ROD ACCESSORIES

GUIDE TIP

Supplied as standard with all Conduit Rods. The Tip guides the Rod through the Duct, the Eye allows pulling rope to be attached to the Rod.

M277/2 Guide Tip (14, 11mm & 9mm Rod)

M279/B Guide Tip (4mm & 6mm Rod)



The following 2 Guide Tips do not require end connectors and provide additional flexibility on tight corners.

M277/7 Special Guide Tip 11mm Rod

M277/8 Special Guide Tip 9mm Rod



END CONNECTOR

Male Rod End Connector supplied as standard at both ends of all Conduit Rods.

Threaded end allows the connection of other Rod accessories.

M407/1 14mm End Connector

M277/3 11mm End Connector

M277/4 9mm End Connector

M279/A 6mm End Connector

M371/1 4mm End Connector

Please note ADH1 adhesive also required to fit connector to rod.



REPAIR KIT

Connector used to repair breakage's to Conduit Rod, the fitting is used with ADH1 Adhesive which is included.


RK14 14mm Repair Kit inc. Adhesive

RK11 11mm Repair Kit inc. Adhesive

RK9 9mm Repair Kit inc. Adhesive

RK6 6mm Repair Kit inc. Adhesive


RK4 4mm Repair Kit inc. Adhesive



M342/4 SWIVEL CONNECTOR

An ideal accessory to have when a single rod is not long enough for the duct length to be rodded. Two rods can be screwed together.

Suitable for both 9mm, 11mm and 14mm rod.



FLEXIBLE GUIDE TIP


Used to guide Conduit Rod around bends, available with Spring End and also Wire Rope End/Flexible Leader which have the added facility of being able to pull back draw rope without reverting to a standard guide tip.

FGT1 Flexible Guide Tip with Spring

FGT2 Flexible Guide Tip with Wire Rope (Heavy Duty)

FGT3 6mm Flexible Leader Rod

All above suitable for 9mm, 11mm and 14mm rod.



OTHER ACCESSORIES

GB1 Guide Ball (14mm, 11mm and 9mm Rod) =

PRG1 Protective Rod Guide =

ADH1 3ml Adhesive =

LDS2 Shackle (9mm, 11mm and 14mm Rod) =

Used to assist Conduit Rod around bend.

Supplied with all Conduit Rod Reels.

Used to glue End Connectors to Conduit Rod.

Used with Guide Tip when a larger pulling eye is required.


DUCT EQUIPMENT

RIGID PVC DUCT RODS

PVC Rods available in two and three metre lengths.

The joint is commonly known as the Ferret type which operates on the principles of a spring loaded pin engaging into a mating hole. When the joints are screwed together the trigger which is flush with the body of the joint is pressed for quick release. Accessories also available.


- RD1 Duct Rods 3mtr long x 24mm O. D
- RD2 Duct Rods 2mtr long x 24mm O. D
- LM1 Rod Male Leader (to assist rod through Duct)
- FF2 Rod Female follower (for tying Draw Rope etc to)
- CUP1 Coupling up set 35mm dia
- CUP2 Coupling up set 48mm dia



DUCT BRUSHES

Cylindrical Brush With Polypropylene Centres drilled and fitted with threaded steel Rod, Steel end caps and Pulling Eye each end. Overall length including Eye 350mm. Standard sizes as follows

- CB57 Cylindrical Brush 57mm
 - CB80 Cylindrical Brush 80mm
 - CB86 Cylindrical Brush 86mm
 - CB95 Cylindrical Brush 95mm
 - CB108 Cylindrical Brush 108mm
 - CB150 Cylindrical Brush 150mm
 - CB200 Cylindrical Brush 200mm
- Specials available on request.




STEEL MANDRELS

For Duct proving. Black painted steel 240mm long fitted with threaded steel rod and pulling eye each end to give overall length of 350mm.

Standard sizes as follows

- SM43 Steel Mandrel 43mm
 - SM70 Steel Mandrel 70mm
 - SM76 Steel Mandrel 76mm
 - SM79 Steel Mandrel 79mm
 - SM83 Steel Mandrel 83mm
 - SM95 Steel Mandrel 95mm
- Specials available on request



CABLE LUBRICANT

A range of high quality Lubricants for both the power and telecommunications sectors.

POWER - Pail size 20 ltr.

CL1 Techlube H.D – Developed for large power and also heavy telecommunication cables High cling factor enables it to remain evenly coated on large diameter cables allowing it to slip into ducts more easily than conventional lubricants.

TELECOMMUNICATIONS - Pail size 20 ltr.

LD1 Lubricants – Approved to BT Specification MAT 138C Emulsion based with silicone this product is specially formulated with added micro beads to reduce pulling friction by up to 70%

LD2 Lubricant – Low cost version of the above. Generally the same as LD1 but without the micro beads.



HYDRAULIC CABLE CUTTER

HHC120 Hydraulic Cutting Head

Designed to cut aluminium, copper and telecommunication cables having a maximum overall diameter of 120mm. For use with HHP1 Foot Pump. Other sizes available on request



HHC085 Hand Operated Hydraulic Cutting Tool

Designed to cut copper, Aluminium and telecommunication cable having a max overall diameter of 85mm



HYDRAULIC CRIMPING TOOLS

HOCT 400H Crimping Tool

A "C" type hand Hydraulic Tool for Crimping Copper tube terminals 10 to 400mm² using hexagon dies (13 dies required to cover this range). Head Rotates through 180° to allow operation in restricted places.



HOCT 400

Hydraulic head only generally as above used with HHP1 Foot Pump.



HOCT630 Hydraulic Crimping Head

For crimping Copper Tube Terminals 10-630mm². For use with HHP1 Foot Pump.



HOCT 1000 Hydraulic Crimping Head

For crimping up to 1000mm². For use with HHP1 footpump. Dies available



FOOT PUMP

HHP-1 Hydraulic Foot Pump

New foot operated double speed pump. Developing a maximum pressure of 700 bar. The pump is supplied with 3m long high pressure flexible hose complete with female self lock quick coupler.

Pressure can be withdrawn at any time during operation by depressing the release lever. A solid stand gives the pump stability during operation.



MEASURING WHEELS

MW1

Measuring wheel supplied with carry bag. Low cost measuring wheel with high specification. Adds forward and subtracts in reverse. Measures along shapes as well as straight lines. 5 digit measuring up to 10,000 meters without resetting.

Simple reset lever to zero. Lightweight only 1.5Kgs.

Available also in electronic read out.

MW2

Measuring wheel c/w stand, brake and carry case, 6 digits measuring up to 100,000mtrs otherwise as above.



CABLE AVOIDANCE TOOLS

Following the HSE recommendations for safe digging practice, get some serious cable locating equipment on the job and make sure it gets used. Please find below the current SEB range of cable locating equipment.

CAT33 Cable Avoidance Tool

The CAT 33 is a full function, industry standard locator which every ground working operative will find familiar and easy to use. Better by design the budget priced Cable Avoidance Tool is robust, lightweight and packed full of features inc. Meter, detachable loud speaker and fingertip controls.



CAT 33XD High Performance Cable Avoidance Tool

With all the features of the standard CAT33, but the CAT 33XD is equipped with more power, more precision and more information from underground. The CAT 33XD also has depth mode which when used in conjunction with the SG33 signal generator displays the depth of an applied signal on the YIRS 33 sonic with instant accuracy.

SG33 Signal Generator

Enhance the detectability of cables and pipes, trace out the route of specific services. Use the Signal Generator to transmit an easily identifiable signal along a cable or pipe. Trace the lines using the Cable Avoidance Tool. New industry accepted 33KHZ operating frequency for clearer signal reception.



SIGNAL CLAMP

Extend the powerful versatility of the Signal Generator. Clip the Signal Clamp around a cable and safely transfer the Generator signal.



MINITRAN

Trace non-metal pipes. Find pipe blockages. Track the movement of in-pipe plant. A range of self contained transmitters propelled along a pipe or conduit, and their surface by the locator.



PIT LIFTERS

PART NO.	DESCRIPTION	PART NO.	DESCRIPTION
S00-3002	A) NO 2 PIT LIFTER	S00-3031	D) LIFTING KEYS 9758 (EACH)
S00-1072	B) HEAVY DUTY MAN HOLE KEY	S00-1463	E) REPLACEMENT HOOK FOR A
S00-1073	C) 4" MANHOLE KEY (PAIR)	S00-7906	F) 4 WAY UTILITIES KEY



PART NO.	DESCRIPTION	PART NO.	DESCRIPTION
S00-1071	A) NO 4 PIT LIFTER	S00-3575	D) CARRIAGE WAY KEY 2A
S00-3001	B) D PIT LIFTER (EACH)	S00-1463	REPLACEMENT HOOK FOR A
S00-3000	C) 20" PIT LIFTER (PAIR)	S00-7907	E) 4 WAY PIT LIFTER



Also Available (not illustrated)

Hydraulic Cover Lifters (2 Hole)

4 hole accessory kit

Key Box No 5

Part No 500 - 4019

Part No 500 - 4020

Part No 500 - 4276

CABLE DRUM LIFTING JACKS

HYDRAULIC JACKS

Lightweight hydraulic drum jacks which are almost indispensable for use in the cable yard. Versatile and easily adjustable within seconds to accommodate a vast range of drums. Excellent all round stability, fitted with wheels to be easily moved by one person. Supplied complete with spindle and collars. (Refer Below) Paint finish.

Model	Capacity/pair	Min drum dia	Max drum dia	Base Area	Weight/pair
HJ3	3 Tonnes SWL	800mm	2500mm	830x700mm	106Kg
HJ6	6 Tonnes SWL	880mm	3000mm	900x765mm	118Kg
HJ10	10 Tonnes SWL	1080mm	3500mm	1060x985mm	180Kg



JACK TOWERS

Designed for heavy drum lifts. Robust engineered construction with hydraulic jacks and adjustable height spindle support blocks. (Spindle/collars not included - Refer Below) Paint finish.

Model	Capacity/pair	Min drum dia	Max drum dia	Base Area	Weight/pair
JT20	20 Tonne	1480mm	3400mm	1830x285mm	370Kg
JT20L	20 Tonne	2360mm	3400mm	1830x760mm	425Kg
JT30	30 Tonne	3000mm	4500mm	2000x800mm	660Kg

The JT20L unit is equipped with an extra outrigger leg for more stability on uneven ground



SCREW JACKS

A range of Cable Drum Jacks easy to handle and simple operation. Base plate designed to give stability even on soft ground. (Spindle/Collars not included - Refer Below) Paint finish.

Model	Capacity/pair	Min drum dia	Max drum dia	Base Area	Weight/pair
SJ3	3 Tonne	1060mm	1600mm	300x300mm	37Kg
SJ6	6 Tonne	1360mm	1900mm	460x300mm	45Kg
SJ8	8 Tonne	1660mm	2200mm	600x300mm	76Kg



JACK PLINTH

Cable drums are increasingly becoming larger but not necessarily heavier. Common practice is to build up the jacks with sleepers, or wood blocks – not recommended- Jack Plinths give an additional 300mm lift safely. Paint finish.

Model	Length	Width	Height	Weight/pair
JP368	1200mm	320mm	300mm	60Kg



SPINDLES

We recommend the following sizes which are normally stocked by us. Locking Collars can be provided on request. Paint finish.

Max drum Wt.	Ref.	Spindle dia.	Length	Construction	Weight	Recommended for use with
6 Tonnes	DS4	50mm	1219mm	Tubular Steel	12Kg	SJ3
6 Tonnes	DS6	50mm	1800mm	Tubular Steel	18Kg	SJ6 and HJ3
12 Tonnes	DS12	76mm	2100mm	Tubular Steel	53Kg	SJ8, HJ6 and HJ10
20 Tonnes	DS20	100mm	2900mm	Tubular Steel	100Kg	JT20 and JT20L
30 Tonnes	DS30	127mm	4000mm	Tubular Steel	200Kg	JT30

CABLE DRUM HANDLING

CDR2 Cable Drum Rotators

Heavy Duty all steel welded fitted with one fixed and one adjustable diablo shaped steel roller with sealed bearings.

Maximum drum payload 1500kgs.

Finish: Painted

Drum dia. max. 2400mm Drum dia. min, 300mm.

Drum width Adjustable.

Size each 1000mm x 225mm x 120mm. Weight per pair 54Kgs.



CDR3 Cable Drum Rotators

Rollers - Zinc plated steel - adjustable and fitted with sealed bearings.

Maximum Drum payload 200Kgs.

Finish: Zinc plated.

Drum dia. max. 750mm Drum dia. min. 200mm

Drum width 520mm

Base size 630mm x 550mm Weight 16Kgs.



DTS1 Drum Tip Stand

For ease of lifting and payout of cable.

All steel welded tubular frame.

Max. drum dia. 1750mm

Max. drum width 930mm

Drum weight 750Kgs.

Paint finish.



Cable Ramp

The Cable Ramp is designed to support and guide the cable directly from the cable drum and directly into the trench or duct mouth in a controlled manner, by means of a series of rollers. The unit is designed and built to order and therefore can be made to your specification.

Paint finish.



CDS1 Universal Cable Drum Stand

Lightweight unit suitable for a variety of cabling applications.

Complete with spindle.

Accommodates drums up to 600mm diameter and 500mm wide.

Zinc plated frame.

Max. drum weight 100kgs.



TYPICAL EXAMPLES OF OTHER PRODUCTS WITHIN THE SEB MANUFACTURING RANGE

Cable Drum Stand with Optional Drum Drive

This unit has been specifically designed to meet the needs of contractors where the necessity or the ability to have a Cable Drum Trailer is simply not practical.

Available with either a fixed spindle (shown), i.e. drum loaded by external means, or supplied self sufficient in lifting and lowering as used on standard Cable Drum Trailers in our range.

The unit comes with a range of options to suit most applications for both the Utility and Rail industries.

Diesel, Petrol, Electric or PTO Drum Drive system for ease of cable payout.

Bolt holes or twist locks for mounting to the floor of a vehicle.

Turntable mounted which allows for 360 degrees of axis movement for total flexibility when solid mounted.

Designed and manufactured to suit clients requirements.



GENERATOR SET TRAILERS

Our range of generator set trailers utilise the same build techniques and quality as our range of cable trailers. We can manufacture the trailers to suit your specific generator set unit and we are able to conform to full EEC, non EEC or site only specification.

Tandem Axle Drawbar Trailers with payloads upto 8650 Kgs



Single Axle Drawbar Trailers with payloads upto 1675 Kgs



Turntable Steer Trailers - Model shown is 12000Kgs gross fitted with ABS braking to full UK highway specification

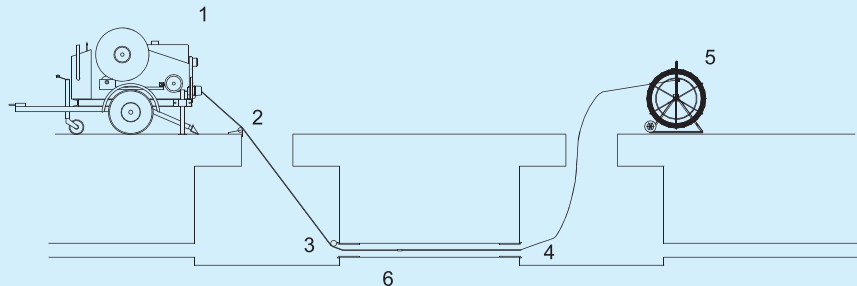


CABLE LAYING IN DUCTS

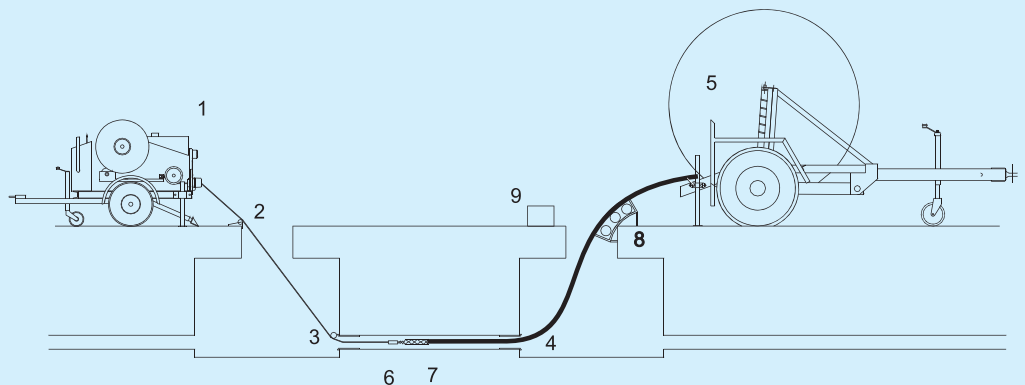
A Typical Layout of Equipment used for Installing Cable into Ducts

PREPARATION FOR CABLE PULL

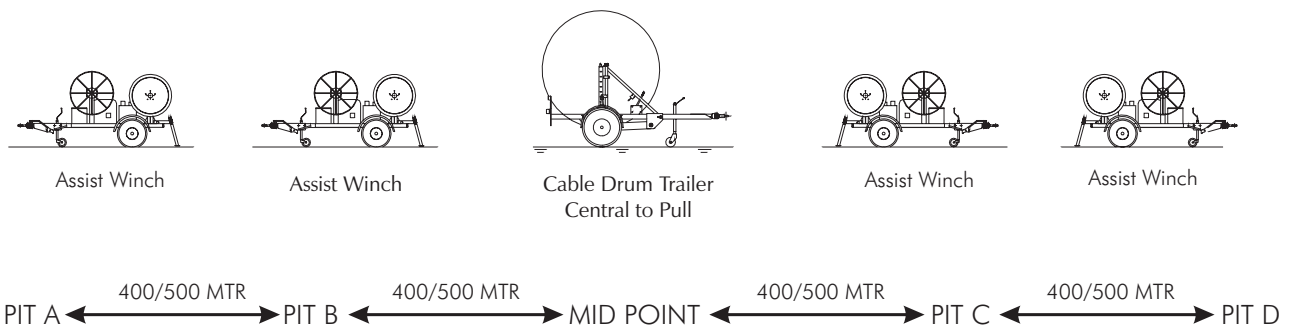
1. Cable Winch
2. Rope Guide Roller
3. Bellmouth
4. Bellmouth
5. Conduit Rod
6. Swivel Link



1. Cable Winch
2. Rope Guide Roller
3. Bellmouth
4. Bellmouth
5. Cable Drum Trailer or Cable Jacks
6. Swivel Link
7. Cable Stocking
8. Manhole Roller
9. Cable Lubricant



Typical Fibre Optic Cable Pull



Position cable drum trailer at mid point and winches at pits A & B.

The winches at pits B & C are placed at mid point of the run to keep pulling tension down to a minimum thereby allowing longer pulls to be achieved without the need of expensive splicing.

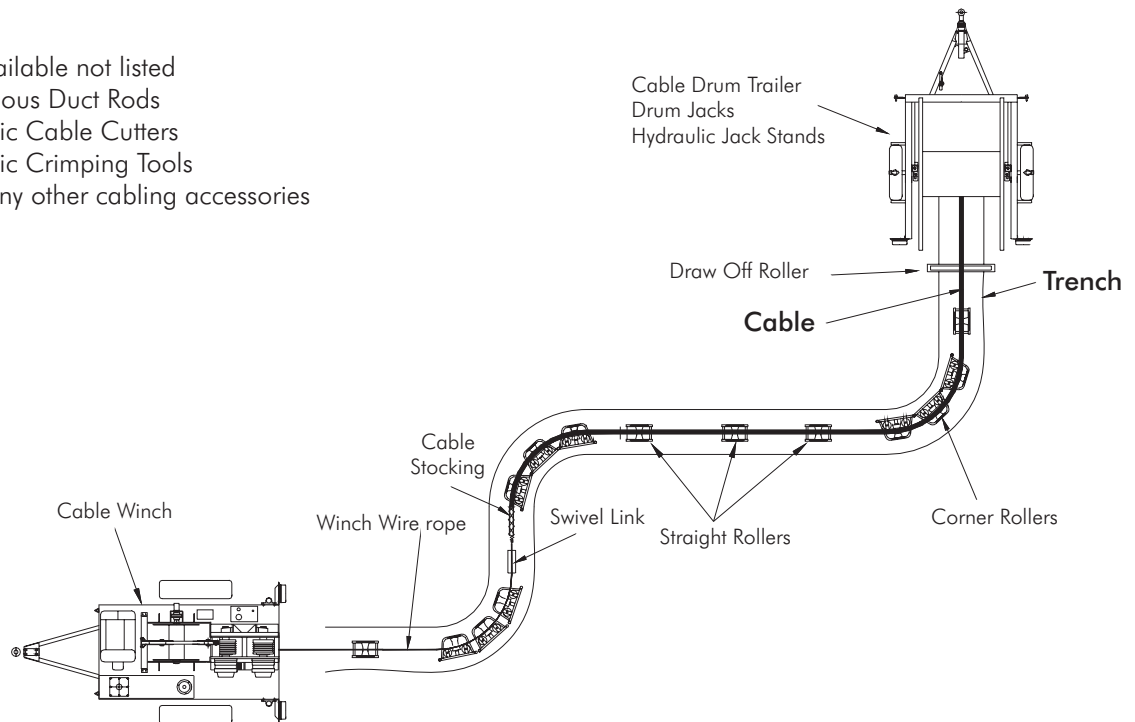
After the cable has been pulled through to Pit A the remaining cable on the drum can then be fletted to obtain the other end of the cable to be pulled through the duct.

The winches can then be repositioned at Pits C & D and the cable can then be pulled through to Pit D.

CABLE LAYING IN OPEN TRENCH

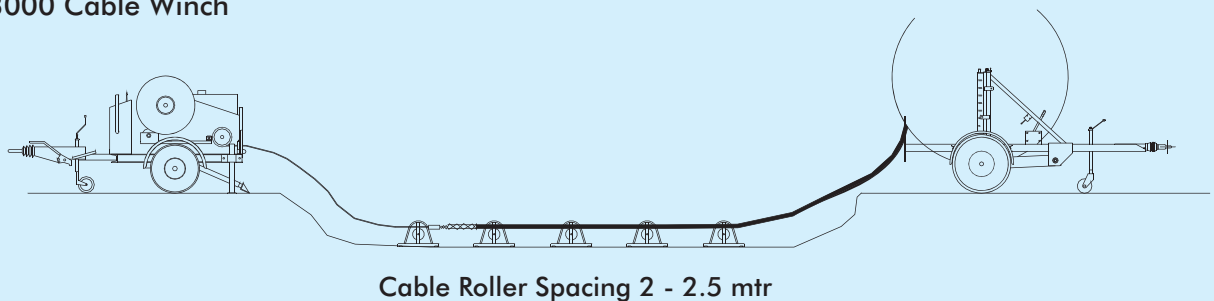
Typical Layout of Equipment used for Installing Cable in Open Trench

Also available not listed
Continuous Duct Rods
Hydraulic Cable Cutters
Hydraulic Crimping Tools
and many other cabling accessories

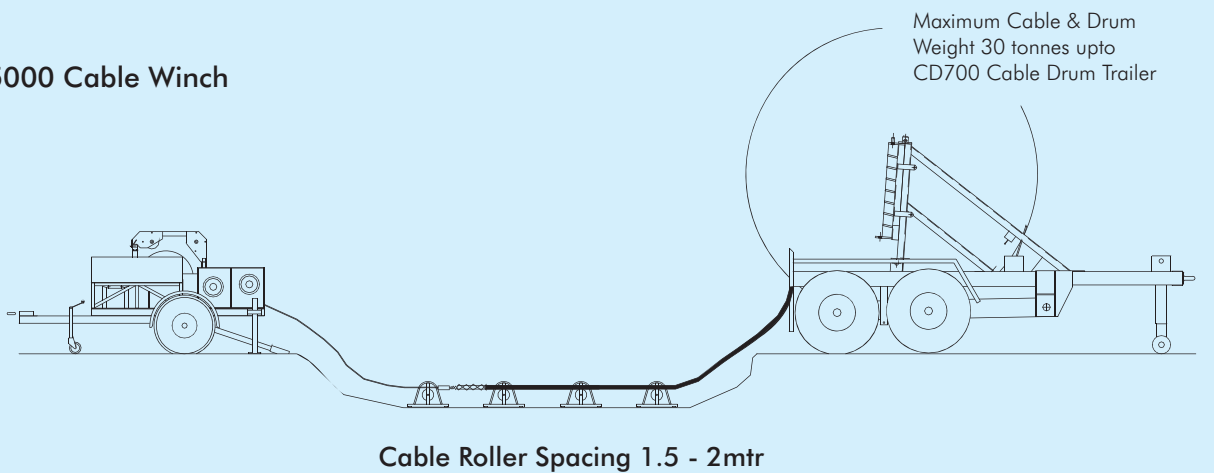


Compatibility of Winch to Cable Weight/Drum Trailer

FW3000 Cable Winch



TW5000 Cable Winch



Important Do not leave lead sheathed cable on cable rollers over nights as the cable will sag between rollers. This can potentially, cause damage to the cable.

The winch/trailer compatibility is intended as a general guide only and is dependent on the site conditions and cable route.

The Complete Cabling Package



SEB International Limited

Unity Road, Lowmoor Business Park, Kirkby-in-Ashfield, Notts. England

Telephone: +44 (0) 1623 754490 Fax: +44 (0) 1623 753477

E-mail: contact@sebinternational.com Web Site: www.sebinternational.com

SEB Policy is one of continued development and all specifications are subject to alteration without notice.