WWW.CABLEJOINTS.CO.UK
THORNE & DERRICK UK
TEL 0044 191 490 1547 FAX 0044 477 5371
TEL 0044 117 977 4647 FAX 0044 977 5582
WWW.THORNEANDDERRICK.CO.UK

CSD SEALING SYSTEMS

RISE® Duct Seal

Multi Cable and Pipe Sealing System

"…an effective and simple solution to all fire, gas and watertight sealing requirements."

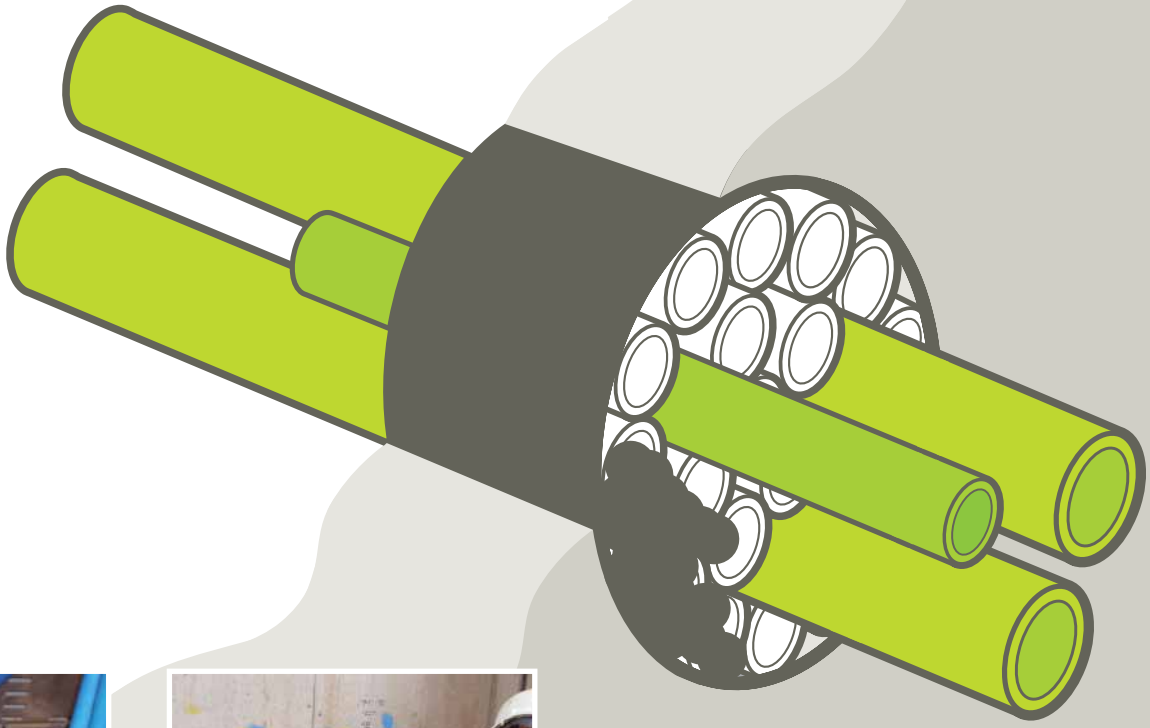

SAFETY.
RELIABILITY.
INGENUITY.

Features.



Simple and Effective

The RISE Duct Seal is a multi-cable and pipe transit sealing system. It provides an effective and simple solution to all fire, gas and watertight duct sealing requirements.

Few Components

It consists of only two components: rubber insert sleeves, used to separate the cables and as a backing for the sealant layer and FIWA sealant; a high quality silicone based, fire resistant, water repellent sealant which consequently makes the system quick and easy to install.

Water and Gas Tight

The elasticity and high bonding strength of FIWA sealant offers a flexible seal, which resists movement, shock and vibration, as well as high pressure. The RISE rubber insert sleeves are applied to provide cable separation and a backing for the application of the FIWA sealant. For water and gas tight applications our standard 60mm RISE sleeve is sufficient.

Fire, Water and Gas Tight

Using the RISE insert sleeves at a length of 160mm and applying FIWA sealant to both faces of the opening, will provide a fire tight seal. When exposed to heat or flame, the advanced rubbers used within the system will resist heat and flame, assuring total conduit sealing protection against fire, heat, toxic and corrosive gases.

Flexible and Versatile

The RISE System can be used in vertical as well as horizontal ducts. The insert sleeves cling to the cables without sliding down and falling out of the penetration. The high adhesion and viscosity of the FIWA sealant means it will not run or drip when applied overhead.

Adding/Removing Cables

Installing additional cables is very straightforward. It is a simple matter of coring into the soft rubber layer of the FIWA sealant to a depth of 20mm and passing the additional cables through the opening created. The FIWA sealant is then applied around the new cable to re-seal. There is no need to disassemble the whole transit.

Benefits.

"The RISE Cable Transit System is quick and flexible, making it easier to achieve an effective gas and watertight seal."

- Cost-effective
- Up to four hours fire protection
- WIMES compliant

Ensures DSEAR compliance

- High levels of water and gas tightness
- Ease of re-entry for adding cables
- Few components
- No frame required
- Suitable for Trefoil cables
- Age tested - 50 years

Complies with ATEX regulations

- Resistant to Methane, Hydrogen Sulphide and Chlorine
- Resistant to submersion in Petrol and Diesel
- Quick and easy to install

Extensive test programme.

In-house fire testing and pressure testing at CSD International's Laboratories.

The RISE Duct Seal has been extensively tested, not only in-house at the technical laboratories of CSD International in the Netherlands, but also by independent experts TNO Rubber Technologies and witnessed by independent approval bodies such as Lloyds Register. Our test programme ensures all of our products meet the rigorous quality standards of our customers in a wide range of industries and guarantees our products will be effective against the spread of fire, gases or water, in the most arduous environments and are proven to show no deterioration in that effectiveness in excess of 50 years.

Lloyds Register witnessed – 2.5 Bar pressure test

TNO Laboratory – Age Testing to 50 years

EN1366-3 European Fire Test – 4 hour fire protection

NES711 - Low Smoke Index

NES713 - Low Toxicity Index

ISO4589-3 - High Temperature Index

ISO4589-2 - High Oxygen Index

Complies with ATEX regulations

Ensures DSEAR compliance

Accelerated Age Testing - 50 years with no deterioration

Water and Gas Tight

The elasticity and high bonding strength of FIWA sealant offers a flexible seal, which resists movement, shock and vibration, as well as high pressure. The RISE rubber insert sleeves are applied to provide cable separation and a backing for the application of the FIWA sealant. For water and gas tight applications our standard 60mm RISE sleeve is sufficient.

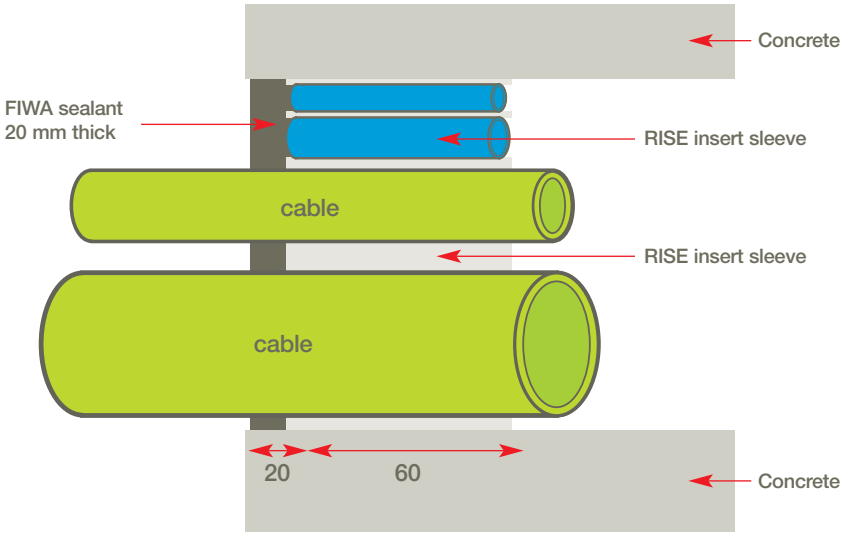

20mm layer FIWA sealant 60mm RISE insert sleeves

- Certified Pressure Resistance - 2.5BAR

Fire, Water and Gas Tight

Using the RISE insert sleeves at a length of 160mm and applying FIWA sealant to both faces of the opening, will provide a fire tight seal. When exposed to heat or flame, the advanced rubbers used within the system will resist heat and flame, assuring total conduit sealing protection against fire, heat, toxic and corrosive gases.

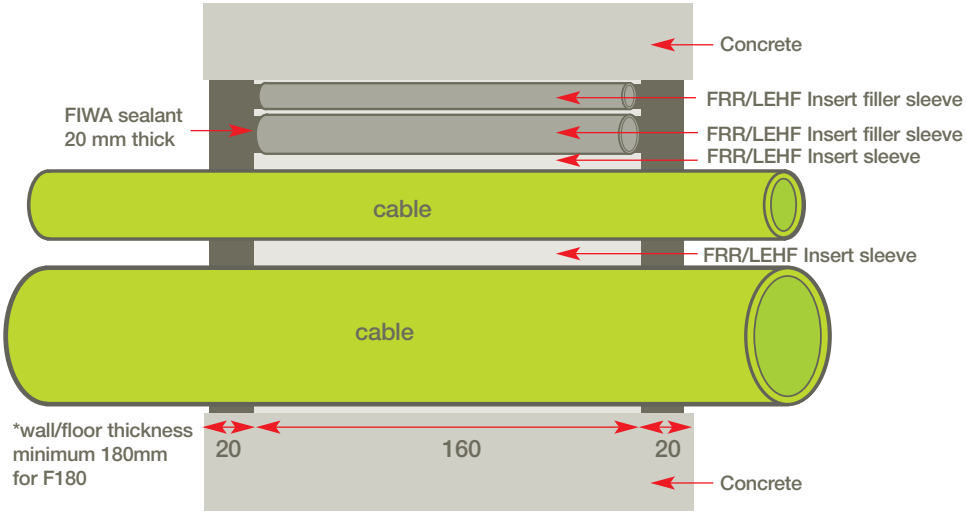

2 x 20mm FIWA sealant layers 160mm RISE insert sleeves Type FRR/LEHF

- Certified Pressure Resistance - 2.5BAR
- 4 hours fire protection

Installation.

Step 1

Clean the inside of the duct and cables, use an appropriate degreaser to remove the dirt, dust or oil to allow the FIWA sealant to bond. Apply a RISE insert sleeve of the relevant diameter around each cable.

Step 2

Fill the remaining free space with spare RISE insert sleeves, usually of sizes 27/19 and 18/12. Pack sleeves tightly then adjust to allow a 20mm gap from the front of the transit.

Step 3

Apply a 20mm layer of FIWA sealant to the face of the transit. Begin in the most difficult area and work outwards. A slight overfill is recommended.

Step 4

Using a damp cloth, press the FIWA sealant down and between the cables. Ensure a sufficient amount is applied and it makes good contact with all surfaces.

Step 5

Using your hand (gloves are recommended), make sure enough sealant is between the cables and has been applied to the required depth and then smooth to finish. Wet the hands to prevent the FIWA sealant sticking.

Step 6

Take a final check with a torch to ensure sufficient FIWA sealant has been applied between the cables. FIWA sealant layer cures on average at a rate of 2mm per day.

Adding a cable.

Step 1

Adding extra cables is an easy job. Cut away the sealant layer at both sides of the penetration with a knife or a hollow punch in a tapering shape as shown above. This creates a good foundation for the sealant mass to be applied later.

Step 2

Pull the cable through one of the empty filler sleeves with an inner diameter more or less corresponding to the outer diameter of the cable.

Refill the opening in the sealant layer at both sides of the penetration with sufficient sealant.

Step 3

If the empty filler sleeves are not fitting to the size of the cable to be ducted, a number of these insert sleeves must be removed from the penetration.

Install a fitting insert sleeve (with some filler sleeves if necessary) in the open space in the penetration.

Step 4

Pull the cable through the fitting insert sleeve that has now been installed. Refill the openings cut in the sealant layer at both sides of the penetration with sufficient sealant. The sealant is pressed down firmly and smoothed with a damp cloth.

Standard RISE kits - Order table

REQUIREMENT	SIZE	ORDER CODE
WATER/GAS TIGHT	100MM DUCT	RISEDUCT100WG
WATER/GAS TIGHT	150MM DUCT	RISEDUCT150WG
FIRE, WATER AND GAS TIGHT	100MM DUCT	RISEDUCT100F
FIRE, WATER AND GAS TIGHT	150MM DUCT	RISEDUCT150F

NOTE: RISE can be used to suit **ANY** size opening. If the above standard selection does not suit your requirements please contact us.

TOOLS REQUIRED:

- **High ratio sealant gun**
- **Tape measure**
- **Disposable nitrile gloves**
- **Cloths**
- **Long nose pliers**
- **Water spray**
- **Wooden depth gauge**
- **Liquid soap**
- **Wire brush**
- **Degreasing agent**

CSD SEALING SYSTEMS

T&D

CABLE JOINTS, CABLE TERMINATIONS, CABLE GLANDS, CABLE CLEATS
FEEDER PILLARS, FUSE LINKS, ARC FLASH, CABLE ROLLERS, CUT-OUTS

11KV 33KV CABLE JOINTS & CABLE TERMINATIONS
FURSE EARTHING

www.cablejoints.co.uk
Thorne and Derrick UK
Tel 0044 191 490 1547 Fax 0044 191 477 5371
Tel 0044 117 977 4647 Fax 0044 117 9775582