








Metal models

Reference	 mm	Description	 g
AL-200	100 x 60 x 10	EDF type A	150
AL-202	165 x 50 x 12	EDF type B	200

Safety padlock

Reference	 mm	Shackle  mm	 g
AL-203 *	6	50	180

* Key n°111.








AL-200

Holds up to 4 padlocks of
 Ø 6 mm max (AL-203,
 AL-230 or AL-240).



AL-202

HASP models

Reference	Clamping  mm		Holes  mm	 mm	 g
ALM-6/25	25	6	9	112	95
ALM-6/38	38	6	9	125	110
ALM-20/45	20 & 31	6	9	138	120



ALM-6/25

Holds up to
 6 padlocks.



ALM-6/38






ALM-20/45

Double sided.
 Holds up to 6 padlocks.

Steel shackle model

Label with 'DANGER' warning and identification of the person carrying out the work.

Reference	Shackle  mm	 mm	Holes  mm	 mm	 g
ALM-6/8	25	5	8	115	80







Holds up to
 6 padlocks.

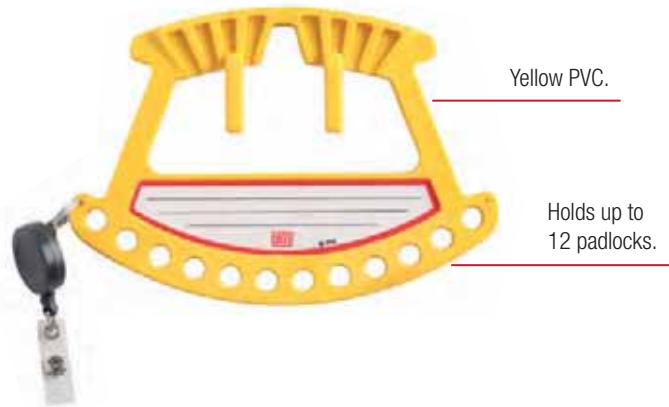


High-strength steel
 shackle and body.




Yellow PVC handle model

Fitted to the belt so as to free up the hands.
Key ring incorporated into the handle.
Label system ensures that the user knows that all the power sources have been locked out.

Reference		Holes  mm	 mm	 g
AL-212	12	9	190 x 130	120





Ivory handle model

Reference		Holes  mm	 g
AL-207/30	30	9	130

Ivory white PVC.
High resistance to impacts.



'Lockout manager' model

Reference		 kg
AL-236-111-EX	6 (AL-230-111-EX)	1.15
AL-236-222-EX	6 (AL-230-222-EX)	1.15
AL-236-S-111-EX	6 (AL-230-S-111-EX)	1.21
AL-236-S-222-EX	6 (AL-230-S-222-EX)	1.21
AL-236-00-EX	6 (AL-230-00-EX *)	1.15
AL-236-S-00-EX	6 (AL-230-S-00-EX *)	1.21

* 00: key number on demand.

Compact with transparent cover for key storage.



Wall support for padlocks

Red-painted metal wall support.

Reference		 mm	 g
RL-100	12	175 x 71 x 31	65







Circuit breaker lockers

Clipblock™ small model

Quick fitting with a no. 3 flat screwdriver.
Highly compact and can be padlocked.
Prohibition sign. Delivered in blister pack.



Reference	Description and 	
AL-201/1	5 units, no padlock	158
AL-201-C/1	Delivered with 1 padlock *	60

* Key on demand.



Multiple model

Suitable for all types of low voltage protection unit locker. Particularly suited to the CLIPBLOCK™ circuit breaker locker.

Reference	Description and 	
AL-205	2 parts delivered with 2m cord. Delivered without padlock or locker AL-201/1.	110
AL-205/5	2 parts - delivered with 5m cord. Delivered without padlock or locker AL-201/1.	160




High resistance plastic cord.
Length 2 m and Ø 4 mm.

ABS body for use
with Ø 4 to 6 mm
padlocks.



Medium-size models

Red plastic.
No tool needed for installation (tightened manually).
Delivered without padlock.

Reference	Holes Ø mm	Screw	
AL-208-C *	4	Stainless steel	20
AL-208-D **	4	Stainless steel	20

* Bent snipe nose.
** Straight.



AL-208-D**



AL-208-C*





Trip worm to allow
space for the
padlock shackle.



Large model

No tool needed for installation.

Turn the screw in the circuit breaker handle and add one or more padlocks and a warning label.





Reference		Holes  mm	 mm	 g
AL-209-L	12	8	76 x 23	66



Holds up to 12 padlocks.

Model for moulded units

Suitable for Schneider circuit breakers with the following references: NS80, NSE75/NSE100, NS100/NS160/NS250, NSF150/NSF250, NS400/NS630, NSJ400/NSJ600.

Reference		Holes  mm	 mm	 g
AL-204	3	8	37 x 49 x 4 *	32

* Close.



Epoxy painted steel.



Badge models

Ø 10mm hole for attachment on the upper part.

Reference	Ø mm	Type
AM-467-GB	80	Aluminium
AP-499/1	100	Plastic



AM-467-GB



AP-499/1