

# BAND-IT



The World's  
Leader in Quality  
Engineered  
Band Clamping  
Systems



**BAND-IT**<sup>®</sup>  
THE CLAMPING EXPERTS

ENGLISH 



**IDEX**  
IDEX CORPORATION



## Over 60 Years of Stainless Steel Clamping, Bundling, Fastening and Identification Solutions



Since 1937, BAND-IT has earned worldwide recognition as "The Clamping Experts".



No matter the industry - agriculture, transportation, communications, utilities, energy, defence, OEM, electrical - when the job demands the highest quality and the most efficient application methods, BAND-IT has met and exceeded the challenge.



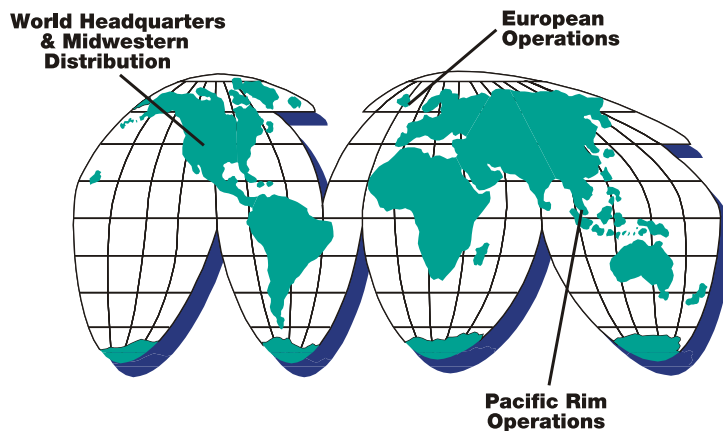
Now, a unit of IDEX Corporation, BAND-IT has developed a global network of representatives, distributors, warehouses and

manufacturing facilities to serve our valuable customers. And, in recognition of our leadership role in this rapidly changing world, we continue to emphasize innovation to provide solutions to the evolving demands of industry.

Research and development...state-of-the-art engineering and design... modern manufacturing and testing facilities... up-to-date communications and marketing technologies...these are the tools we use to enhance our reputation as "The Clamping Experts".



## Worldwide Manufacturing and Distribution Operations



The products listed with the CE mark are suitable for electric purposes and meet the requirements of (LVD) 73/23/EEC.



Underwriters Laboratories Listing BAND-IT - IDEX has UL Listings on the products indicated.



Det Norske Veritas Type Approval BAND-IT Company Ltd, Derbyshire, has Det Norske Veritas Type Approval on the products indicated in the catalogue certificate No. E-6721.



Products listed with the Germanischer Lloyd symbol are certified in accordance with the relative requirements of the GL Type Approval System. Certificate No. 14755-99 HH



BAND-IT Company Ltd. Holds Certificate No.Q06121 and operates a quality management system complying with the relative requirements of BS EN ISO 9001 2000



BAND-IT Company Ltd Operate an Environmental Management System which complies with the requirements of BS EN ISO 14001:1996 Certificate No. EMS 57561



Products listed with the Lloyds Register symbol are certified in accordance with the LR type approval system. Certificate No. 01/00106





Large diameter hose is securely clamped with patented Ultra-Lok clamps and the portable UL9010 electric tool.



A panel is attached with Easy Mount hardware and support channels. Band and buckle secure the box to round, rectangular or flanged posts.



Traffic signals are quickly and easily applied with BAND-IT's Ultra-Lok clamps and a rechargeable, battery powered UL4000 tool.



Single-wrapped Tie-Lok ties fastened with a fast, powerful IT1000 pneumatic tool provides the ideal system for high-production CV joint re-builders.




Components of an electrical array are identified with a variety of BAND-IT I.D. products including customised embossed tags, stainless steel embossed tape and high visibility EASY READ tags.



Low-profile, one-piece, stainless steel Tie-Dex bands and Tie-Dex Micro bands provide fast, easy, permanent EMP/EMI/RFI shield terminations on any backshell configuration with no welding, no soldering, no crimping and no magna forming.

## Type 201 Stainless Steel Band

- Band & Buckle can be quickly formed to suit virtually any diameter.
- Applications include hose clamps, pipes, signs, cables, especially where superior strength is required
- Easy Scale - Patented imprint on the band to enable precise use of band without waste.
- Dispensers - Handy plastic dispensers available with centre turn facility and pocket for buckles.



**BAND-IT Band** with EASY SCALE 100 Ft. per roll (30.5M)

Type 201 Stainless Steel

**BAND-IT Buckles** Pkg. Qty. - 100

Type 201 Stainless Steel



Cat. No.	Width		Thickness		Weight	
	In.	mm	In.	mm	Lbs	Kg
C202	1/4	6.35	0.020	0.51	1.7	0.8
C203	3/8	9.53	0.025	0.63	3.2	1.5
C204	1/2	12.70	0.030	0.76	5.1	2.3
C205	5/8	15.88	0.030	0.76	6.4	2.9
C206	3/4	19.05	0.030	0.76	7.7	3.5

Cat. No.	Width		Weight	
	In.	mm	Lbs	Kg
C252*	1/4	6.35	0.3	0.1
C253	3/8	9.53	0.8	0.4
C254	1/2	12.70	2.1	1.0
C255	5/8	15.88	2.4	1.1
C256	3/4	19.05	3.7	1.7

Available in mill coil lengths. All sizes in standard cardboard packaging. All sizes except C202 available in plastic dispensers.

\* Free-End Clip design (1/4", 6.35mm only)

**BAND-IT Dispensers** 100 Ft. per roll (30.5M)

Type 201 Stainless Steel Plastic Dispenser complete with band

Cat. No.	Width		Description	Thickness		Weight	
	In.	mm		In.	mm	Lbs	Kg
C203Y	3/8	9.53	Band + Yellow Dispenser	0.025	0.63	3.62	1.6
C204B	1/2	12.70	Band + Blue Dispenser	0.030	0.76	5.56	2.5
C205G	5/8	15.88	Band + Green Dispenser	0.030	0.76	6.85	3.1
C206R	3/4	19.05	Band + Red Dispenser	0.030	0.76	8.16	3.7

1/4" (6.35mm) band not available in dispenser



Dispensers

**Application Tools** Pkg. Qty. - 1

Cat. No.	Description	Weight	
		Lbs.	Kg.
C400	Ratchet Tool for use with Bands up to 3/4" (19.05mm) wide	3.4	1.5
C001	BAND-IT Tool for use with Bands up to 3/4" (19.05mm) wide	4.4	2.0
C065	Tension Limiter provides consistent clamp tension for use with C001 BAND-IT Tool	1.0	0.5
J020	Pok-it Tool for use with 1/4"(6.35mm) or 3/8" (9.53mm) Bands. Ear-Lokt, Scru-Lokt, Jr. And Free-End Clamps. Built-in cutter	1.1	0.5
J075	Thriftool. For use with 1/4"(6.35mm) or 3/8" (9.53mm) Bands Also Free-End and Jr. Clamps. Use a 1/2"(12.7mm) wrench to tension	0.5	0.2
C003	Heavy Duty Tool	5.1	2.3



C001 BAND-IT Tool



C003 BAND-IT Heavy Duty Tool



C065 Tension Limiter



J020 Pok-it Tool



J075 Thriftool



C400 Ratchet Tool

## Type 304 Stainless Steel Band

- An 18-8 Chromium-Nickel Stainless Steel strapping
- Uses include Insulation fixing, cable bundling, and sign erection
- Excellent corrosion resistance



**BAND-IT Band Boxed** - with easy scale  
100 Ft. per roll (30.5M) Type 304 Stainless Steel

Cat. No.	Width		Thickness		Weight	
	In.	mm	In.	mm	Lbs	Kg
C923	3/8	9.53	0.024	0.60	3.2	1.5
C924	1/2	12.70	0.028	0.70	4.8	2.2
C925	5/8	15.88	0.028	0.70	6.2	2.8
C926	3/4	19.05	0.028	0.70	7.5	3.4

Available in mill coil lengths. All sizes in standard cardboard packaging

All sizes available in plastic dispenser see table below.

**BAND-IT Dispensers** 100 Ft. per roll (30.5M)  
Type 304 Stainless Steel Plastic Dispenser complete with band

Cat. No.	Width		Description	Thickness		Weight	
	In.	mm		In.	mm	Lbs	Kg
C923Y	3/8	9.53	Band + Yellow Dispenser	0.024	0.60	3.2	1.5
C924B	1/2	12.70	Band + Blue Dispenser	0.028	0.70	5.0	2.3
C925G	5/8	15.88	Band + Green Dispenser	0.028	0.70	6.4	2.9
C926R	3/4	19.05	Band + Red Dispenser	0.028	0.70	7.7	3.5



Dispensers

**Application Tools** Pkg. Qty. - 1

Cat. No.	Description	Weight	
		Lbs.	Kg.
C075	Bantam Tool for tensioning 304ss clamps 3 way handle position for either pistol grip, or two hand operation.	2.6	1.2
C400	Ratchet Tool for use with Bands up to 3/4" (19.05mm) wide	3.4	1.5
C001	BAND-IT Tool for use with Bands up to 3/4" (19.05mm) wide	4.4	2.0
J075	Thriftool for use with 1/4"(6.35mm) or 3/8" (9.53mm) Bands. Also Free-End and Jr. Clamps. Use a 1/2"(12.7mm) wrench to apply tension. No built-in cutter.	0.5	0.2
J020	Pok-it Tool for use with 1/4"(6.35mm) or 3/8" (9.53mm) Bands. Ear-Lokt, Scru-Lokt, Jr. And Free-End Clamps. Built-in cutter	1.1	0.5
C003	Heavy Duty Tool (See page 4)	5.1	2.3



C001 BAND-IT Tool



C075 Bantam Tool



J020 Pok-it Tool



J075 Thriftool



C400 Ratchet Tool



**BAND-IT Buckles** Pkg. Qty. - 100

Austenitic stainless Steel

Cat. No.	Width		Weight	
	In.	mm	Lbs	Kg
C953	3/8	9.53	0.8	0.4
C954	1/2	12.70	2.1	1.0
C955	5/8	15.88	2.4	1.1
C956	3/4	19.05	3.7	1.7



### Valustrap - Austenitic Stainless Steel Band

- A non magnetic Stainless Steel strapping.
- Used for securing signs, pipe insulation, cable bundling, and a variety of other lightweight fastenings applications.
- Excellent corrosion resistance.



**Valustrap** 200 - 300 Stainless Steel Thickness .015" (.38mm)

100Ft. Roll (30.5M)      300Ft. Roll (91.5M)

Cat. No.	Width		Weight		Cat. No.	Weight	
	In.	mm	Lbs	Kg		Lbs	Kg
C133	3/8	9.53	2.0	0.9	C123	5.7	2.6
C134	1/2	12.70	2.6	1.2	C124	7.7	3.5
C135	5/8	15.88	3.3	1.5	C125	9.7	4.4
C136	3/4	19.05	4.4	2.0	C126	11.7	5.3

Available in mill coil lengths

All sizes in standard cardboard packaging



**Valuclips** Pkg. Qty. - 100

Austenitic Stainless Steel

Cat. No.	Width		Weight	
	In.	mm	Lbs	Kg
C153	3/8	9.53	0.6	0.3
C154	1/2	12.70	1.1	0.5
C155	5/8	15.88	1.2	0.5
C156	3/4	19.05	2.1	0.9



**Valustrap Plus** 100Ft. Roll (30.5M)

200 - 300 Stainless Steel .020" (.51mm) Thickness

Cat. No.	Width		Weight	
	In.	mm	Lbs	Kg
C191	3/8	9.53	2.9	1.3
C181	1/2	12.70	3.8	1.7
C171	5/8	15.88	5.6	2.5
C161	3/4	19.05	5.7	2.6

Available in mill coil lengths

**Application Tools**

Pkg. Qty. - 1

Cat. No.	Description	Weight	
		Lbs.	Kg.
C075	Bantam Tool for tensioning Valustrap clamps. 3 way handle position for either pistol grip, or two hand operation	2.6	1.2
C400	Ratchet Tool for all Bands up to 3/4" (19.05mm) wide	3.4	1.5
C001	BAND-IT Tool for Bands up to 3/4" (19.05mm) wide	4.4	2.0



C001 BAND-IT Tool



C075 Bantam Tool



C400 Ratchet Tool

## Monel 400, 316 and Giant Stainless Steel Band

- Monel 400 for extremely corrosive environments
- 316 Stainless Steel for Marine applications
- Giant Band and Buckle up to 1 1/4" wide for heavy duty situations
- Smooth edges for extra safety



### Monel 400 Band 100 Ft. per roll (30.5M)

Cat. No.	Width		Thickness		Weight	
	In.	mm	In.	mm	Lbs	Kg
C803	3/8	9.53	0.025	0.63	3.7	1.7
C804	1/2	12.70	0.030	0.76	5.1	2.4
C805	5/8	15.88	0.030	0.76	6.4	2.9
C806	3/4	19.05	0.030	0.76	7.7	3.5

### Monel 400 Buckles Pkg. Qty. 100

Cat. No.	Width		Weight	
	In.	mm	Lbs	Kg
C853	3/8	9.53	0.8	0.4
C854	1/2	12.70	2.1	1.0
C855	5/8	15.88	2.4	1.1
C856	3/4	19.05	3.7	1.7



### Type 316 BAND-IT Band 100 Ft. Per roll (30.5M) Type 316 Stainless Steel

C403	3/8	9.53	0.025	0.63	3.2	1.6
C404	1/2	12.70	0.030	0.76	5.1	2.4
C405	5/8	15.88	0.030	0.76	6.4	3.0
C406	3/4	19.05	0.030	0.76	7.7	3.6

### Type 316 Buckles Pkg. Qty. 100 Type 316 Stainless Steel

C453	3/8	9.53	0.8	0.4
C454	1/2	12.70	2.1	1.0
C455	5/8	15.88	2.4	1.1
C456	3/4	19.05	3.7	1.7



Application Tools for 316 & Monel Bands as for type 201 see page 4 for details

### Giant Band 100 Ft. per roll (30.5M) Type 201 Stainless Steel

Cat. No.	Width		Thickness		Weight	
	In.	mm	In.	mm	Lbs	Kg
G430	3/4	19.05	0.040	1.02	11.6	5.4
G431	1	25.40	0.040	1.02	13.7	6.4
G432	1 1/4	31.75	0.040	1.02	17.2	8.0

Galvanised Carbon Steel available by special order

### Giant Buckles Pkg. Qty. - 25 Type 201 Stainless Steel

Cat. No.	Width		Weight	
	In.	mm	Lbs	Kg
G440	3/4	19.05	1.8	0.8
G441	1	25.40	2.4	1.1
G442	1 1/4	31.75	3.2	1.4



### Scru-Lok Buckles (Retensionable)

Pkg. Qty. - 50 for C720 & C722, 25 for C724 & C726  
Type 201 Stainless Steel

Cat. No.	Width		Weight	
	In.	mm	Lbs.	Kg.
C720	1/4	6.35	0.3	0.1
C722	3/8	9.53	0.5	0.2
C724	1/2	12.70	0.5	0.2
C726	3/4	19.05	0.9	0.4



### Giant Tool Pkg. Qty. - 1

Cat. No.	Weight	
	Lbs.	Kg.
G402	Giant Tool	11.7 / 5.3

G402 Giant Tool



## Free-End Clamps and Clips

- Pre-assembled clamps for speedy application
- Can be used single wrapped or double wrapped for superior strength



**Free-End Clamps** Stainless Steel Type 201 *Note L103 to L110 in Type 200 - 300 Stainless Steel*

\* 4" (101.6mm) tail required for tool gripping

Cat. No.	Max. Dia. Single Wrap		Max. Dia. Double Wrap		Total Length*		Band Width		Band Thickness		Pack	Weight	
	In.	mm	In.	mm	In.	cm.	In.	mm	In.	mm	Qty.	Lbs.	Kg.
	L103	2	50			10	25	3/16	4.75	0.015	0.38	100	0.9
L104	3 1/2	88	1 1/2	38	16	40	3/16	4.75	0.015	0.38	100	1.4	0.63
L107	5	127	2 1/2	63	19	48	3/16	4.75	0.015	0.38	100	1.8	0.82
L108	7	177	3 1/2	88	27	68	3/16	4.75	0.015	0.38	100	2.2	1.00
L110	9	228	4 1/2	114	34	86	3/16	4.75	0.015	0.38	100	2.8	1.30
L203	2	50			10	25	1/4	6.35	0.020	0.51	100	2.2	0.99
L204	3 1/2	88	1 1/2	38	16	40	1/4	6.35	0.020	0.51	100	3.1	1.40
L221	3 1/2	88	1 1/2	38	16	40	3/8	9.53	0.025	0.63	100	6.2	2.80
L242	4	101	2	50	18	45	1/2	12.70	0.030	0.76	100	10.5	4.80
L207	5	127	2 1/2	63	19	48	1/4	6.35	0.020	0.51	100	3.5	1.60
L263	5	127	2 1/2	63	21	53	5/8	15.88	0.030	0.76	100	15.1	6.80
L284	6	152	3	76	24	60	3/4	19.05	0.030	0.76	50	10.9	4.90
L208	7	177	3 1/2	88	27	68	1/4	6.35	0.020	0.51	100	4.6	2.10
L246	8	203	4	101	31	78	1/2	12.70	0.030	0.76	25	4.7	2.10
L210	9	228	4 1/2	114	34	86	1/4	6.35	0.020	0.51	100	5.6	2.60
L288	10	254	5	127	37	93	3/4	19.05	0.030	0.76	25	7.6	3.50
L229	12	304	6	152	44	112	3/8	9.53	0.025	0.63	25	3.8	1.60
L290	14	355	7	177	50	127	3/4	19.05	0.030	0.76	25	9.7	4.40
L271	16	406	8	203	56	142	5/8	15.88	0.030	0.76	25	9.0	4.10
L292	18	457	9	228	62	157	3/4	19.05	0.030	0.76	25	11.6	5.30
L273	20	508	10	254	69	175	5/8	15.88	0.030	0.76	25	10.7	4.80



J075 Thrifttool



J020 Pok-it Tool



C001 BAND-IT Tool



C003 BAND-IT Heavy Duty Tool

Heavy duty Clips for use with Type 201 or 304 Stainless Steel BAND-IT Band



**Free-End Clips**

Pkg. Qty. - 100

Stainless Steel Type 200/300


Cat. No.	Width		Weight	
	In.	mm	Lbs	Kg.
C251	3/16	4.75	0.16	0.07
C252	1/4	6.35	0.30	0.10
L153	3/8	9.53	0.90	0.40
L154	1/2	12.70	1.50	0.70
L155	5/8	15.88	1.80	0.80
L156	3/4	19.05	2.60	1.20

**Application Tools**

Pkg. Qty. - 1

Cat. No.	Description	Weight	
		Lbs.	Kg.
C001	BAND-IT Tool for Bands up to 3/4" (19.05mm) wide	4.4	2.0
J075	Thrifttool. For use with 1/4" (6.35mm) or 3/8" (9.53mm) Bands. Also Free-End and Jr. Clamps. Use a 1/2" (12.7mm) wrench to apply tension. No built-in cutter.	0.5	0.2
J020	Pok-it Tool for use with 1/4" (6.35mm), or 3/8" (9.53mm) Bands. Also Ear-Lokt, Scru-Lokt, Jr. And Free-End Clamps. Built-in cutter	1.1	0.5
C003	Heavy Duty Tool	5.1	2.3

## BAND-IT Jr. and BAND-IT Jr. Smooth I.D. Preformed Clamps



*BAND-IT Jr. Preformed clamps  
(See page 10 for Clamp details.)*

*BAND-IT Jr. Smooth I.D. preformed clamps  
(See page 10 for Clamp details.)*

- Vibration resistant
- Available in Type 201 and 316 Stainless Steel materials
- A wide range of Automatic and hand tools available

- As per BAND-IT Jr. Preformed Clamps, but with a gap free internal design to prevent leaks especially on thinner hoses.

### Application Tools

Pkg. Qty. - 1

Cat. No.	Description	Weight	
		Lbs	Kg
S350	Automatic Air Tool with automatic cut-off. 80-120 p.s.i. working air pressure. Table top mount with foot pedal operation.	135.0	61.2
S750	Automatic Air Tool with manual cut-off. 80-120 p.s.i. Working air pressure. Table top mount with foot pedal operation.	43.3	19.6
IT2000	Heavy duty pneumatic tool. IT2000 for 1/4" (6.4mm) wide clamps. I17490 Bench Mount / Foot control unit available, for hands free operation	10.4	4.7
IT5000	IT5000 for 3/8" (9.5mm) wide clamps. I17490 Bench Mount / Foot control unit available, for hands free operation.	10.4	4.7
C002	Jr. Tool to apply BAND-IT Jr. Clamps.	5.7	2.6
J001	Jr. Adaptor for use with C001 BAND- IT Tool to apply BAND-IT Jr. Clamps	1.4	0.6
J050	Heavy Duty Jr. Adaptor for use with C001 BAND- IT Tool	1.7	0.8



S350 Automatic Air Tool.



S750 Standard Air Tool

*J020 Pok-it and J075 Thrifttool also for use on 1/4" (6.35mm) and 3/8" (9.53mm) wide clamps see page 5 for details.*



C002 Junior Tool



J050 Heavy Duty Junior Adaptor



IT2000/IT5000 Pneumatic Tool



C001 BAND-IT Tool



J001 Junior Adaptor

- Smooth I.D. clamps reduce the risk of leaks especially when used on thin walled hoses
- Vibration resistant. Automatically locked in one simple lever movement
- Available in both 201 and 316 Stainless Steel



BAND-IT Jr. Preformed Clamps



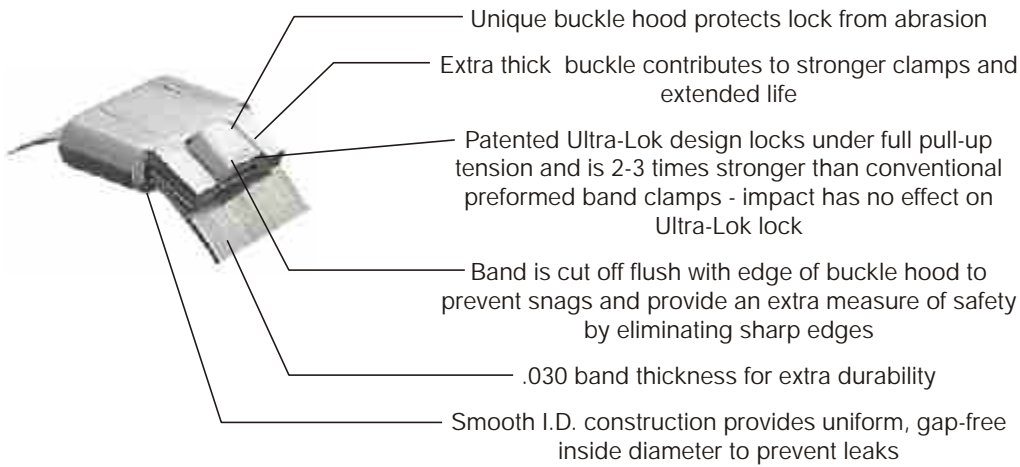
BAND-IT Jr. Smooth I.D. Clamps

**BAND-IT Jr., and BAND-IT Jr. Smooth I.D., Clamps**

Clamp Internal Diameter		Stainless Steel				Pkg. Weight		
		Jr. Smooth I.D. Type 201	Jr. Smooth I.D. Type 316	Jr. Preformed Type 201	Jr. Preformed Type 316			
<i>Ins.</i>	<i>mm</i>	Cat. No.	Cat. No.	Cat. No.	Cat. No.	<i>Qty.</i>	<i>lbs</i>	<i>Kg.</i>
Band width 1/4" (6.4mm) x Band Thickness .020 (.51mm)								
3/4	19.1			J240	*	100	2.0	0.9
13/16	20.6	JS240	*		*	100	2.0	0.9
1	25.4	JS242	*	J242	*	100	2.1	1.0
1 3/8	34.9	JS241	*	J241	*	100	2.5	1.1
1 1/2	38.1	JS252	*	J252	*	100	2.6	1.2
2	50.8	JS253	*	J253	*	100	3.2	1.5
2 1/2	63.5	JS220	*		*	100	3.7	1.7
2 3/4	69.9	JS256	*	J256	*	100	3.8	1.7
3	76.2	JS244	*	J244	*	100	4.2	1.9
3 1/2	88.9	JS257	*	J257	*	100	4.6	2.1
4	101.6	JS258	*		*	100	5.3	2.4
4 1/2	114.3	JS259	*	J259	*	100	5.7	2.6
Band width 3/8" (9.5mm) x Band Thickness .025 (.64mm)								
13/16	20.6	JS201	JS401	J201	J401	100	3.6	1.6
1	25.4	JS243	*	J243	*	100	3.9	1.8
1 3/8	34.9	JS202	JS402	J202	J402	100	5.0	2.3
2	50.8	JS245	JS445	J245	J445	100	5.9	2.7
2 1/2	63.5	JS221	JS421		J421	100	6.8	3.1
3	76.2	JS246	*	J246	*	100	7.5	3.4
3 1/2	88.9	JS255	JS455	J255	J455	100	8.6	3.9
4	101.6	JS248	JS448	J248	J448	100	9.5	4.3
Band width 1/2" (12.7mm) x Band Thickness .030 (.76mm)								
1	25.4	JS203	JS403	J203	J403	100	6.5	3.0
1 1/4	31.8	JS204	JS404	J204	J404	100	7.2	3.3
1 1/2	38.1	JS231	*		*	100	8.1	3.7
1 3/4	44.5	JS236	*	J236	*	100	8.7	4.0
2	50.8	JS237	JS437		J437	100	9.4	4.3
2 1/2	63.5	JS233	JS433		J433	100	10.8	4.9
2 3/4	69.9	JS230	*	J230	*	100	11.3	5.1
3	76.2	JS234	JS434		J434	100	12.2	5.5
3 1/2	88.9	JS247	JS447		J447	100	13.6	6.2
4	101.6	JS249	JS449	J249	J449	100	14.9	6.8
Band width 5/8" (15.9mm) x Band Thickness .030 (.76mm)								
1 1/2	38.1	JS205	JS405	J205	J405	100	10.4	4.7
1 3/4	44.5	JS206	JS406	J206	J406	100	11.3	5.1
2	50.8	JS207	JS407	J207	J407	100	12.2	5.5
2 1/4	57.2	JS208	JS408	J208	J408	100	13.3	6.0
2 1/2	63.5	JS209	JS409	J209	J409	100	13.9	6.3
Band width 3/4" (19.05mm) x Band Thickness .030 (.76mm)								
2	50.8	JS227	JS427	J227	J427	100	14.9	6.8
2 1/2	63.5			J229	*	100	17.0	7.7
2 3/4	69.9	JS210	JS410	J210	J410	50	9.2	4.2
3	76.2	JS211	JS411	J211	J411	50	9.7	4.4
3 1/2	88.9	JS212	JS412	J212	J412	50	10.8	4.9
4	101.6	JS213	JS413	J213	J413	25	6.1	2.8
4 1/2	114.3	JS214	JS414	J214	J414	25	6.7	3.0
5	127.0	JS215	JS415	J215	J415	25	7.2	3.3
5 1/4	133.4	JS270	JS470	J270	J470	25	7.3	3.3
6	152.4	JS216	JS416	J216	J416	25	8.2	3.7
6 1/2	165.1	JS217	*	J217	*	25	9.2	4.2
7	177.8	JS218	*	J218	*	25	10.2	4.6
8	203.2	JS219	*	J219	*	25	11.0	5.0

\* Indicates special order only contact sales

Ultra-Lok Preformed Clamps



UL 9010 Portable Electric Tool

- Adjustable speed and torque
- Consistent application tensioning
- Applies both widths of Clamp\*
- No roll-up of hose required
- One person operation
- Weight 18.3 Lbs. (8.4Kgs.)
- Package Quantity 1

\*Note :- ULK910 Shims required to be fitted to tool for use with 1/2" clamps



Ultra-Lok Smooth I.D Preformed Clamps

Type 201 1/4 hardened Stainless Steel Band. Thickness .030 (.76mm)

Cat. No.	Internal Dia.		Band Width		Pkg. Qty.	Weight	
	In.	mm	In.	mm		Lbs.	Kg.
UL279	1 1/2	38.1	1/2	12.7	100	9.1	4.1
UL283	2	50.8	1/2	12.7	100	10.6	4.8
UL286	2 3/4	69.9	1/2	12.7	100	12.7	5.8
UL291	4	101.6	1/2	12.7	100	16.7	7.6
UL227	2	50.8	3/4	19.1	100	14.9	6.8
UL210	2 3/4	69.9	3/4	19.1	50	9.2	4.2
UL211	3	76.2	3/4	19.1	50	9.7	4.4
UL212	3 1/2	88.9	3/4	19.1	50	10.8	4.9
UL213	4	101.6	3/4	19.1	25	6.1	2.8
UL214	4 1/2	114.3	3/4	19.1	25	6.7	3.0
UL215	5	127.0	3/4	19.1	25	7.2	3.3
UL270	5 1/2	139.7	3/4	19.1	25	7.3	3.3
UL216	6	152.4	3/4	19.1	25	8.2	3.7
UL217	6 1/2	165.1	3/4	19.1	25	10.2	4.6
UL218	7	177.8	3/4	19.1	25	10.6	4.8
UL219	8	203.2	3/4	19.1	25	11.0	5.0
UL228	9	228.6	3/4	19.1	10	5.5	2.5



## Ultra-Lok Free End Clamps

- Unique buckle hood protects lock from abrasion
- Extra thick buckle contributes to stronger clamps and extended life
- Patented Ultra-Lok design locks under full pull-up tension and is 2-3 times stronger than conventional preformed band clamps - impact has no effect on Ultra-Lok lock
- Band is cut off flush with edge of buckle hood to prevent snags and provide an extra measure of safety by eliminating sharp edges
- .030 band thickness for extra durability
- Smooth I.D. construction provides uniform, gap-free inside diameter to prevent leaks



UL 9010 Portable Electric Tool  
See page 11 for details



UL 4000 Battery Operated Tool

### Ultra-Lok Free End Clamps

Type 201 1/4 hardened Stainless Steel Band. Thickness .030 (.76mm)

Cat. No.	Clamp Diameter				Band Width	Length	Qty.	Weight			
	Single Wrap		Double Wrap					Bands	Lbs.	Kg.	
	In.	mm	In.	mm							
UL2030	8.0	203.2	3.8	96.5	3/4	19.05	30	762	25	5.25	2.39
UL2042	11.8	299.7	5.7	144.8	3/4	19.05	42	1067	25	7.00	3.18
UL2060	17.5	444.5	8.6	218.4	3/4	19.05	60	1524	25	10.25	4.66
UL2084	25.2	640.1	12.4	315.0	3/4	19.05	84	2134	25	14.75	6.70
UL2120	36.6	929.6	18.2	462.3	3/4	19.05	120	3048	25	20.50	9.32
UL1018	3.0	76.2			1/2	12.70	18	457	25	2.00	0.91
UL1024	5.0	127.0			1/2	12.70	24	610	25	2.75	1.25
UL1028	6.0	152.4	3.0	76.2	1/2	12.70	28	711	25	3.25	1.48
UL1032	7.0	177.8	3.5	88.9	1/2	12.70	32	813	25	3.50	1.59
UL1036	8.0	203.2	4.0	101.6	1/2	12.70	36	914	25	4.00	1.82
UL1046	11.0	279.4	5.5	139.7	1/2	12.70	46	1168	25	5.90	2.70
UL1056	14.0	355.6	7.0	177.8	1/2	12.70	56	1422	25	7.10	3.20
UL1070	18.0	457.2	9.0	228.6	1/2	12.70	70	1778	25	8.50	3.90
UL1086	22.0	558.8	11.0	279.4	1/2	12.70	86	2184	25	10.20	4.60
UL1096	25.0	635.0	12.5	317.5	1/2	12.70	96	2438	25	11.20	5.10
UL1106	28.0	711.2	14.0	355.6	1/2	12.70	106	2692	25	12.70	5.80
UL1116	31.0	787.4	15.5	393.7	1/2	12.70	116	2946	25	13.30	6.00

\* 1/2" Bands require ULK910 shims fitted to UL9010 tool

\* 1/2" Bands require ULK2000 shims fitted to UI4000 tool

- Fully portable battery operation
- Adjustable speed and torque
- Consistent application tensioning
- Applies both widths of Clamp\*
- One person operation
- Weight 18.3 Lbs. (8.4Kgs.)
- Package Quantity 1

Ultra-Lok Free End Straps



Ultra-Lok Free End Buckles

### Ultra-Lok Free End Buckles Type 201 Stainless Steel

Cat. No.	Description	Qty	Weight	
			Lbs.	Kg.
UB254	Used to form 1/2" (12.7mm) Free end Clamps	100	2.4	1.1
UB256	Used to form 3/4" (19.05mm) Free end Clamps	100	3.7	1.7

## All purpose band

- Easy to form around any section
- Flame retardant Low Smoke PPA coating
- Thick coating - kind to hands / cable
- Simple fastening with nuts, bolts, screws
- Three widths available
- 316 Stainless steel or galvanised carbon steel



## Coated band

- Flame retardant, Low Smoke PPA coating
- Thick coating kind to hands / cable
- 316 or 201 Type Stainless Steel



**Bantam Tool C075**  
For application of coated band.  
See page 14 for details

## Clips Uncoated

Type 316 Stainless Steel Pkg. Qty. 100

Cat. No.	Width		Weight	
	In.	mm	Lbs	Kg
AE452	1/4	6.35	0.3	0.1
AE453	3/8	9.53	0.6	0.3
AE454	1/2	12.70	1.0	0.4
AE455	5/8	15.88	1.1	0.5
AE456	3/4	19.05	1.3	0.6

Coated clips are available - price on request



## BAND-IT All Purpose Band



Metal thickness 0.030 (0.75mm) Coated thickness 0.050 (1.3mm)

Cat. No.	Width*		Length		Weight		Hole Diameter	
	In.	mm	Ft.	M	Lbs	Kg	In.	mm

### Type 316 Stainless Steel (PPA571 Coated)

AE465	1/2	12	33.0	10	1.2	0.6	3/16	5
AE466	3/4	17	33.0	10	2.1	1.0	9/32	7
AE467	1	26	33.0	10	2.9	1.3	5/16	8
AE475	1/2	12	82.5	25	3.1	1.4	3/16	5
AE476	3/4	17	82.5	25	5.3	2.4	9/32	7
AE477	1	26	82.5	25	7.3	3.3	5/16	8
AB465	1/2	12	9.9	3	0.4	0.2	3/16	5
AB466	3/4	17	9.9	3	0.4	0.2	9/32	7

### Type 316 Stainless Steel (Uncoated)

AE405	1/2	12	33.0	10	1.2	0.6	3/16	5
AE406	3/4	17	33.0	10	1.9	0.9	9/32	7
AE407	1	26	33.0	10	2.2	1.0	5/16	8
AE425	1/2	12	82.5	25	3.1	1.4	3/16	5
AE426	3/4	17	82.5	25	4.6	2.1	9/32	7
AE427	1	26	82.5	25	5.5	2.5	5/16	8
AB405	1/2	12	9.9	3	0.4	0.2	3/16	5
AB406	3/4	17	9.9	3	0.4	0.2	9/32	7


### Galvanised Carbon Steel (PPA 571 Coated)

AE565	1/2	12	33.0	10	1.2	0.6	3/16	5
AE566	3/4	17	33.0	10	2.0	0.9	9/32	7
AE567	1	26	33.0	10	4.0	1.8	5/16	8
AE575	1/2	12	82.5	25	3.1	1.4	3/16	5
AE576	3/4	17	82.5	25	5.3	2.4	9/32	7
AE577	1	26	82.5	25	9.9	4.5	5/16	8
AB565	1/2	12	9.90	3	0.4	0.2	3/16	5
AB566	3/4	17	9.90	3	0.4	0.2	9/32	7

### Galvanised Carbon Steel (Uncoated)

AE505	1/2	12	33.0	10	1.2	0.6	3/16	5
AE506	3/4	17	33.0	10	2.0	0.9	9/32	7
AE507	1	26	33.0	10	4.0	1.8	5/16	8

\* Width can vary depending on coating thickness



## 316 and 201 Stainless Steel Band PPA 571 Coated Pkg. Qty. 1

316SS Cat No.	201SS Cat No.	Width		Length		Weight	
		In.	mm	Ft.	M	Lbs	Kg
AE432		1/4	6.35	82.5	25	2.0	0.9
AE433	AE933	3/8	9.53	82.5	25	2.6	1.2
AE434	AE934	1/2	12.70	82.5	25	3.5	1.6
AE435	AE935	5/8	15.88	82.5	25	4.4	2.0
AE436	AE936	3/4	19.05	82.5	25	5.3	2.4

Approximate thickness = 0.048" (1.22mm), when coated



## 316 Stainless Steel Band Uncoated Pkg. Qty. 1

Cat. No.	Width		Length		Weight	
	In.	mm	Ft.	M	Lbs	Kg
AE442	1/4	6.35	82.5	25	2.0	0.9
AE443	3/8	9.53	82.5	25	2.6	1.2
AE444	1/2	12.70	82.5	25	3.5	1.6
AE445	5/8	15.88	82.5	25	4.4	2.0
AE446	3/4	19.05	82.5	25	5.3	2.4

Thickness = 0.016" (0.406mm)

## BAND-IT Ties

- Re-useable
- Low Smoke, Zero Halogen, PPA Coated
- Tension by hand or application Tool
- 316 Stainless steel
- For cable bundling in harsh environments
- Thick coating protects cable/hands
- Vibration proof



BAND-IT Ties Coated with PPA / Pkg. Qty. - 100

Cat. No.	Max Bundle Dia		Width		Length		Weight	
	In.	mm	In.	mm	In.	mm	Lbs	Kg
AE111	1.5	38	1/4	6.35	6	152	1.4	0.6
AE112	2.5	63	1/4	6.35	9	229	1.8	0.8
AE113	3.4	86	1/4	6.35	12	305	2.1	1.0
AE114	5.4	137	1/4	6.35	18	457	3.0	1.4
AE115	7.3	185	1/4	6.35	24	610	3.7	1.7
AE311	1.5	38	3/8	9.53	6	152	1.8	0.8
AE312	2.5	63	3/8	9.53	9	229	2.5	1.1
AE313	3.4	86	3/8	9.53	12	305	3.1	1.4
AE314	5.4	137	3/8	9.53	18	457	4.4	2.0
AE315	7.3	185	3/8	9.53	24	610	6.6	3.0
AE316	9.1	231	3/8	9.53	30	762	7.0	3.2
AE317	11.0	280	3/8	9.53	36	914	8.3	3.8

Note: metal thickness .015" (.38mm) approximate coated thickness = .040" (1.0mm)  
Standard colour Black other colours available on request



C075 Bantam Tool



BAND-IT Ties - Uncoated / Pkg. Qty. - 100

Cat. No.	Max Bundle Dia		Width		Length		Weight	
	In.	mm	In.	mm	In.	mm	Lbs	Kg
AE101	1.5	38	1/4	6.35	6	152	1.4	0.6
AE102	2.5	63	1/4	6.35	9	229	1.8	0.8
AE103	3.4	86	1/4	6.35	12	305	2.1	1.0
AE104	5.4	137	1/4	6.35	18	457	3.0	1.4
AE105	7.3	185	1/4	6.35	24	610	3.7	1.7
AE301	1.5	38	3/8	9.53	6	152	1.8	0.8
AE302	2.5	63	3/8	9.53	9	229	2.5	1.1
AE303	3.4	86	3/8	9.53	12	305	3.1	1.4
AE304	5.4	137	3/8	9.53	18	457	4.4	2.0
AE305	7.3	185	3/8	9.53	24	610	6.6	3.0
AE306	9.1	231	3/8	9.53	30	762	7.0	3.2
AE307	11.0	280	3/8	9.53	36	914	8.3	3.8



AE200 Cable Tie Tensioner



AE201 Tensioning Hook

Application Tools / Pkg. Qty. - 1

Cat. No.	Description	Weight	
		Lbs.	Kgs.
C075	For tensioning and cutting BAND-IT Ties and Coated Band. 3 way handle position for pistol grip or two hand operation	2.6	1.20
AE200	For tensioning BAND-IT Ties and Multi-Lok Ties (No cut off)	0.6	0.30
AE201	For tensioning BAND-IT Ties and Multi-Lok Ties (No cut off)	0.1	0.05

## Multi-Lok Ties

- Self Locking
- Flame retardant
- U.V. and corrosion resistant
- Applied by hand or M503, KE922, AE200 and AE201 tools
- Tensile Strength > 90 Kg.
- Coated in Nylon 11 For greater corrosion resistance
- Excellent minimum loop tensile strength. In excess of 890N (7mm wide) and 1112N (12mm wide) for both coated and uncoated versions



### Multi-Lok Ties Coated

Pkg. Qty 100



Type 316 Stainless Steel Coated with Nylon 11

Cat. No.	Maximum Bundle Dia		Width		Length		Weight	
	In.	mm	In.	mm	In.	mm	Lbs.	Kg.
AE611	1.3	33	0.28	7	6	150	0.66	0.30
AE612	2.2	57	0.28	7	9	225	0.99	0.45
AE613	3.2	81	0.28	7	12	300	1.32	0.60
AE614	5.1	129	0.28	7	18	450	1.76	0.80
AE615	7.1	180	0.28	7	24	610	2.64	1.20
AE711	1.3	33	0.47	12	6	150	1.10	0.50
AE712	2.2	57	0.47	12	9	225	1.65	0.75
AE713	3.2	81	0.47	12	12	300	2.20	1.00
AE714	5.1	129	0.47	12	18	450	2.97	1.35
AE715	7.1	180	0.47	12	24	610	4.29	1.95



### Multi-Lok Ties Uncoated

Pkg. Qty 100



Type 316 Stainless Steel Uncoated

Cat. No.	Maximum Bundle Dia		Width		Length		Weight	
	In.	mm	In.	mm	In.	mm	Lbs.	Kg.
AE601	1.3	33	0.28	7	6	150	0.66	0.30
AE602	2.2	57	0.28	7	9	225	0.81	0.40
AE603	3.2	81	0.28	7	12	300	1.21	0.55
AE604	5.1	129	0.28	7	18	450	1.98	0.90
AE605	7.1	180	0.28	7	24	610	2.64	1.20
AE701	1.3	33	0.47	12	6	150	1.10	0.50
AE702	2.2	57	0.47	12	9	225	1.65	0.75
AE703	3.2	81	0.47	12	12	300	2.20	1.00
AE704	5.1	129	0.47	12	18	450	3.19	1.45
AE705	7.1	180	0.47	12	24	610	4.29	1.95

## Application Tools



M503 Multi-Lok tool with adjustable tension and automatic cut off weight 0.94Lbs. (.43Kg.)



KE922 Manual Tensioning tool with cut off lever Weight 1.25Lbs. (.57Kg.)



AE200 Tensioner  
See page 14 for details



AE201 Tensioning Hook  
See page 14 for details

## Ball-Lok Ties

- Improved tensile strength
- Available in 316 or 304 Stainless Steel
- 316 SS ties also available fully coated in Epoxy
- Self locking for speedy application
- Smooth Internal Diameter
- Install by hand or with K502, KE922 tools



304 and 316 Stainless Steel / Package Quantity 100




Uncoated

Cat. No.	Cat. No.	Maximum Bundle Diameter		Approximate Length		Approximate Width		Approximate Weight		Min. Loop Tensile Strength	
		in	mm	in	mm	in	mm	Lbs.	Kg.	Lbs	N
304 SS	316 SS										
KE1118	KE0118	1.2	30	5.9	150	0.18	4.6	0.42	0.19	200	890
KE1128	KE0128	2.0	50	7.9	201	0.18	4.6	0.57	0.26	200	890
KE1138	KE0138	2.7	69	10.2	259	0.18	4.6	0.70	0.32	200	890
KE1148	KE0148	4.0	102	14.2	360	0.18	4.6	0.92	0.42	200	890
KE1158	KE0158	6.0	152	20.4	520	0.18	4.6	1.32	0.60	200	890
KE1168	KE0168	8.0	203	26.8	679	0.18	4.6	1.76	0.80	200	890
KE1178	KE0178	10.0	254	33.0	838	0.18	4.6	2.07	0.94	200	890
KE1188	KE0188	12.0	305	42.0	1067	0.18	4.6	2.38	1.08	200	890
KE1328	KE0328	2.0	50	7.9	201	0.31	7.9	0.99	0.45	300	1335
KE1338	KE0338	2.7	69	10.2	259	0.31	7.9	1.32	0.60	300	1335
KE1348	KE0348	4.0	102	14.2	360	0.31	7.9	1.67	0.76	300	1335
KE1358	KE0358	6.0	152	20.4	520	0.31	7.9	2.23	1.04	300	1335
KE1368	KE0368	8.0	203	26.8	679	0.31	7.9	2.86	1.30	300	1335
KE1378	KE0378	10.0	254	33.0	838	0.31	7.9	3.52	1.60	300	1335
KE1388	KE0388	12.0	305	42.0	1067	0.31	7.9	4.62	2.10	300	1335



K502 Ball-Lok Tool with adjustable Tension and automatic cut off Weight .94Lbs (.43Kg)



316 Stainless Steel / Package Quantity 100



Epoxy Coated

Cat. No.	Max.Bundle Diameter		Approximate Length		Approximate Width		Approximate Weight		Min. Loop Tensile Strength	
	in	mm	in	mm	in	mm	Lbs.	Kg.	Lbs	N
KE0228	2.0	50	7.9	201	0.18	4.6	0.62	0.28	150	668
KE0238	2.7	69	10.2	259	0.18	4.6	0.75	0.34	150	668
KE0248	4.0	102	14.2	360	0.18	4.6	1.01	0.46	150	668
KE0258	6.0	152	20.4	520	0.18	4.6	1.41	0.64	150	668
KE0268	8.0	203	26.8	679	0.18	4.6	1.80	0.82	150	668
KE0278	10.0	254	33.0	838	0.18	4.6	2.33	1.06	150	668
KE0428	2.0	50	7.9	201	0.31	8.0	1.16	0.53	250	1112
KE0438	2.7	69	10.2	259	0.31	8.0	1.50	0.68	250	1112
KE0448	4.0	102	14.2	360	0.31	8.0	1.78	0.81	250	1112
KE0458	6.0	152	20.4	520	0.31	8.0	2.46	1.12	250	1112
KE0468	8.0	203	26.8	679	0.31	8.0	3.17	1.44	250	1112
KE0478	10.0	254	33.0	838	0.31	8.0	3.83	1.74	250	1112



KE922 Manual Tensioning Tool with tail cut-off lever Weight 1.25Lbs (.57Kg)

## Custom Length Ball-Lok Banding System

Available in both 304 and 316 Stainless steel.

2 widths 0.18" (4.6mm) and .31" (7.9mm).

Apply by hand or use the K502 or KE922 tools

For further details please contact sales desk

### Bands and Heads

Part No.	Width	Pack Type	Material
	mm		
CE1569	7.9	100m reel	304 S. Steel
CE4569	7.9	100m reel	316 S. Steel
CB1569	7.9	Box of 1000	316 S. Steel
CE3569	4.6	100m reel	304 S. Steel
CE2569	4.6	100m reel	316 S. Steel
CB2569	4.6	Box of 1000	316 S. Steel



Band: 100m per Reel  
CE3569, CE2569  
CE1569, CE4569



- ### Tie-Lok Ties
- Low Profile, Small head
  - No slip back - Dual lock
  - Minimum Loop Tensile Strength:-
    - Mini Tie-Lok - 100 Lbs (445N)
    - Tie-Lok - 200 Lbs (890N)
    - Ultra-Lok - 400Lbs (1776N)

**Smooth I.D. Tie-Lok Ties** Pkg. Qty. 100  
 Stainless Steel Thickness .015" (.38mm) Band width 0.25" (6.35mm)



304SS Cat. No.	316SS Cat.No.	Max. Bundle Dia.		Length		Weight	
		In.	mm	In.	mm	Lbs.	Kg.
AS211	AS411	2	51	10.0	254	1.2	0.54
AS212	AS412	4	101	16.5	419	1.8	0.86
AS213	AS413	6	152	22.5	572	2.6	1.17
AS214	AS414	8	203	29.0	737	3.3	1.50
AS215	AS415	10	254	35.0	889	3.9	1.79

0.38" (9.53 mm) wide version available on special order. Contact our Sales Desk.

**Smooth I.D. Mini Tie-Lok Ties** Pkg. Qty. 100



Stainless Steel Thickness .015" (.38mm) Band width 0.177" (4.5mm)

304SS Cat. No.	316SS Cat.No.	Max. Bundle Dia.		Length		Weight	
		In.	mm	In.	mm	Lbs.	Kg.
AS221	AS421	1	25	6.5	165	0.7	0.30
AS222	AS422	2	51	10.0	254	0.9	0.40
AS223	AS423	4	102	16.0	406	1.4	0.61
AS224	AS424	6	152	22.5	572	1.9	0.84
AS225	AS425	8	203	29.0	737	2.4	1.06

**Smooth I.D. Ultra-Lok Ties** Pkg. Qty. 100

Austenitic Stainless Steel Band Width 0.25" (6.35mm)

Cat. No.	Max. Bundle Dia.		Length		Weight	
	In.	mm	In.	mm	Lbs.	Kg.
AU202	1.5	38.1	8.0	203	1.0	0.45
AU203	2.5	63.5	10.0	254	1.2	0.54
AU204	3.0	76.2	12.0	305	1.4	0.64
AU205	3.8	96.5	14.0	356	1.6	0.74
AU206	4.5	114.3	16.0	406	1.9	0.86
AU207	5.4	137.2	19.0	483	2.2	1.00
AU208	7.0	177.8	24.0	610	2.7	1.22
AU209	8.5	215.9	29.0	737	3.2	1.46
AU215	10.5	266.7	35.0	889	3.9	1.75

**Smooth I.D. Universal Clamps** Pkg. Qty. 100

Austenitic Stainless Steel

Thickness .015" (.38mm) Width 0.25" (6.35mm)

Cat. No.	Maximum Bundle Dia.		Weight	
	In.	mm	Lbs.	Kgs.
JU242	1.0	25	1.2	0.54
JU252	1.5	38	1.4	0.64
JU253	2.0	51	1.7	0.77
JU254	2.5	64	1.9	0.86
JU256	3.0	75	2.2	1.00
JU257	3.5	89	2.4	1.09
JU258	4.0	102	2.6	1.18
JU259	4.5	114	2.7	1.23



Pneumatic Tools IT1000 or IT3000

### Pneumatic Tools

Cat. No.	Description	Weight	
		Lbs.	Kgs.
IT1000	Pneumatic Tool for all 1/4" (6.35mm) Tie-Lok and Universal Bands/Clamps.	10.4	4.70
IT0750	Pneumatic Tool for all 0.177" (4.5mm) Mini Tie-Lok Ties.	10.4	4.70
IT3000	Pneumatic Tool for all 1/4" (6.35mm) Ultra-Lok and Tie-Lok Bands/Clamps.	10.4	4.70
IT6000	Pneumatic Tool for all 3/8" (9.5mm) Tie-Lok Ties*	10.4	4.70
I17490	Bench Mounting and Foot Control Kit.	1.4	0.63
A320	Pneumatic Tool Locator allows installation of clamp a constant distance from reference surface.	0.4	0.20

\*3/8" (9.5mm) Tie-Lok Ties - for availability and technical details contact our sales desk



IT1000

A920



IT0750

A910



IT3000

A940

### Hand Tools

Cat. No.	Description	Weight	
		Lbs.	Kg.
A920	Tie-Lok II Tool for Tie-Lok and Universal Clamps	0.94	0.43
A910	Mini Tie-Lok Tool for Mini Tie-Lok Ties	0.94	0.43
A940	Ultra-Lok Tool for Ultra-Lok Ties, Tie-Lok Ties, Universal Clamps	0.94	0.43



IT1000  
IT0750,  
IT3000,  
IT6000

## Tie-Dex Clamping System

- EMI, RFI Shield termination
- Patented
- No welding, heating or crimping
- Low profile design
- Manual or Pneumatic tooling
- Calibrated application tools
- Military specifications applicable  
 Environmental MIL Standard 810C/810A, MIL-C-38999H  
 Electrical details on request  
 Mechanical MIL-C-85049, MIL-STD-1344, MILSTD-1344A,  
 MIL Standard 901C



Tie-Dex Bands and Tie-Dex Micro Bands provide a permanent shield termination for any size and type of backshell design.



Tie-Dex (Flat)

**Tie-Dex Band** Type 304 Stainless Steel .020" (.51mm) Thickness x .24" (6.1mm) Wide

Cat. No.	Description	Pkg. Type	Qty. per Pack	Length		Weight	
				In.	mm	Lbs.	Kg.
A10088	Coiled and Individually Bagged	Box	100	14.25	362	2.05	0.93
A10089	Flat and bagged	Bag	100	14.25	362	2.05	0.93
A11089	Flat and bagged	Bag	100	18.00	457	2.52	1.10



Tie-Dex (Coiled double wrap)

### Tie-Dex II Tool

Cat. No.	Description	Qty. per Pack	Weight	
			Lbs	Kg.
A40199	Pre-calibrated Hand Tool	1	1.20	0.550
A44699	Calibration Key	1	0.15	0.070
A40699	Replacement Part - Cut-off Blade Kit	1	0.01	0.005

### Tie-Dex II Pneumatic Tool

Cat. No.	Description	Qty. per Pack	Weight	
			Lbs	Kg.
A35199	Pneumatic Tool to apply 0.24" (6.1mm) Tie-Dex Bands	1	5.26	2.370
A40699	Replacement Part Cut-off Blade Kit	1	0.02	0.010
A40787	Cut-off knife	1	0.01	0.005



A40199 Tie-Dex II Hand Tool



A35199 Tie-Dex II Pneumatic Tool  
 A35599 Tie-Dex II Micro Pneumatic Tool

### Tie-Dex II Tool/Gauge Kit (see page 19)

A49099	0.24" (6.1mm) Kit, Tie-Dex II Tool/gauge	1	4.60	2.12
--------	--	---	------	------

### Tie-Dex Gauge

A48599	0.24" (6.1mm) Tension Gauge	1	1.00	0.45
--------	-----------------------------	---	------	------

## Accessories for Tie-Dex II and Tie-Dex Micro pneumatic tools

### Tie-Dex II Pneumatic Bench Mount/Foot Control Kit

Cat. No.	Description	Qty. per Pack	Weight	
			Lbs	Kg.
A37099	Mounts Pneumatic Tool to work bench. Foot control allows hands-free operation	1	1.40	0.63

### Tie-Dex II Pneumatic Tool Locator

A32099	Allows Clamps to be installed same distance from reference surface	1	4.60	2.12
--------	--	---	------	------

## Tie-Dex Clamping System

- EMI, RFI Shield termination
- Patented
- No welding, heating or crimping
- Low profile design
- Manual or Pneumatic tooling
- Calibrated application tools
- Military specifications applicable  
Environmental MIL Standard 810C/810A, MIL-C-38999H  
Electrical details on request  
Mechanical MIL-C-85049, MIL-STD-1344, MILSTD-1344A,  
MIL Standard 901C



Tie-Dex Bands and Tie-Dex Micro Bands provide a permanent shield termination for any size and type of back-shell design.

### Tie-Dex Micro Band Type 304 Stainless Steel .015" (.38mm) Thickness x .12" (3.05mm) wide

Cat. No.	Description	Pkg.	Qty. per	Length		Weight	
				Type.	Pack	In.	mm
A31188	Coiled and individually bagged	Box	100	8.125	207	0.43	0.20
A31189	Flat and bagged	Bag	100	8.125	207	0.43	0.20
A31089	Flat and bagged	Bag	100	14.250	362	0.71	0.32



Tie-Dex (Flat)



Tie-Dex (Coiled double wrap)

### Tie-Dex II Micro Tool

Cat. No.	Description	Qty. per	Weight	
			Pack	Lbs
A30199	Pre-calibrated Hand Tool to install Micro Band	1	1.20	0.550
A46799	Replacement part - Cut off blade Kit	1	0.01	0.005
A35599	Pneumatic tool to apply Tie-Dex Micro Bands See page 18	1	5.26	2.370



A30199 Tie-Dex II Micro Tool

### Tie-Dex Micro Tool/Gauge Kit

Cat. No.	Description	Qty. per	Weight	
			Pack	Lbs
A59099	Kit- Tie-Dex II Tool/Gauge	1	4.60	2.12

### Tie-Dex Micro Gauge

Cat. No.	Description	Qty. per	Weight	
			Pack	Lbs
A47599	Tension Gauge	1	1.00	0.45

A49099 Tie-Dex II Tool/Gauge Kit

A59099 Tie-Dex II Micro Tool/Gauge Kit



## Accessories for Tie-Dex II and Tie-Dex Micro pneumatic tools

### Tie-Dex Calibration Kit Use with all Tie-Dex tools

Cat. No.	Description	Qty. per	Weight	
			Pack	Lbs
A50099	Contents: Calibration device, tool mounting bracket for all 3 tools, Test band, Hex key for bracket removal, Calibration key, Carrying case.	1	4.30	2.00
A50599	Replacement Tie-Dex Test Band	50	0.33	0.15
A50699	Replacement Micro Tie-Dex Test Band	50	0.13	0.06



A50099 Tie-Dex Calibration Kit

### Tie-Dex Calibration Device Use with all Tie-Dex tools

Cat. No.	Description	Qty. per	Lbs	Kg.
A50189	Calibration Device	1	1.18	0.53

## Identification Tags and Embossing System

### I.D Tag Imprinter

Pkg. Qty. 1

Cat. No.	Description	Weight	
		Lbs.	Kg.
ID200	I.D. Tag Imprinter with 3/32" (2.38mm) Character Wheel	29.5	13.4
ID202	I.D. Tag Imprinter with 1/16" (1.59mm) Character Wheel	29.5	13.4
ID203	I.D. Tag Imprinter with 1/8" (3.18mm) Character Wheel	29.5	13.4
ID204	I.D. Tag Imprinter with 3/16" (4.76mm) Character Wheel	29.5	13.4



I.D. Tag Imprinter

### I.D Kit

Pkg. Qty. 1

Cat. No.	Description	Weight	
		Lbs.	Kg.
ID300	Handy Kit contains: One Tie-Lok Tool plus 200 pcs. I.D. Tags 3/4" x 2" (19.05 x 51mm) 100 pcs. I.D. Tags 1 1/2" x 2 1/2" (38.1 x 63mm) 100 pcs. I.D. Tags 3/4" x 3 1/2" (19.05 x 89mm) 100 pcs. Tie-Loks 1/4" x 10" (6.35 x 254mm) 200 pcs. Tie-Loks 1/4" x 16.5" (6.35 x 419mm) 100 pcs. Tie-Loks 1/4" x 22.5" (6.35 x 572mm)	21.5	9.80



I.D. Kit

### I.D. Band Guide Kit

Pkg. Qty. 1

Cat. No.	Description	Weight	
		Lbs.	Kg.
ID285	Fixture to imprint directly onto Tie-Lok Tie	0.50	0.20

### I.D. Letter Dial Kit

Pkg. Qty. 1

Cat. No.	Description	Weight	
		Lbs.	Kg.
ID290	3/32" (2.38mm) Letter Dial Kit	2.09	0.95
ID281	1/16" (1.59mm) Letter Dial Kit	2.09	0.95
ID282	1/8" (3.18mm) Letter Dial Kit	2.09	0.95
ID283	3/16" (4.76mm) Letter Dial Kit	2.09	0.95
ID284	1/4" (6.35mm) Letter Dial Kit	2.09	0.95

I.D. Tags



ID102, ID442



ID100, ID440

ID101, ID441

### I.D. Tags

Pkg. Qty. 100

304SS Cat.No.	316SS Cat.No.	Thickness		Width		Length		Weight	
		In.	mm	In.	mm	In.	Mm	Lbs.	Kg.
ID 100	ID440	0.010	0.254	0.75	19.05	2.0	51	0.5	0.22
ID 101	ID441	0.015	0.381	1.50	38.10	2.5	63	1.2	0.55
ID 102	ID442	0.015	0.381	0.75	19.05	3.5	89	0.8	0.36

### Customised Embossed Tags

Pkg. Qty. 1

Cat. No.	Width		Thickness		No. of Characters
	In.	mm	In.	mm	
AE487	0.39	10	0.01	0.25	1-10
AE488	0.39	10	0.01	0.25	11-20

Customised Embossed Tags



### S.S. Tape Embossing System

Pkg. Qty. 1

Cat. No.	Description	Weight	
		Lbs	Kg
ID400	Hand-held tool for embossing S.S. ID Tape	2.57	1.17
ID405	S.S. Tape, Width: 1/2" (12.7mm), Thickness: 0.005" (0.127mm) Length: 20' (6m)	0.18	0.01



ID400 Embossing Tool

ID405 Replacement tape 1/2" (12.7mm) wide



Fasten embossed tape with Ball-Lok or Tie-Lok ties

## EASY READ I.D. System

- A complete range of letters, numbers and symbols
- Made from 316 Stainless Steel
- Easy to read in dim light
- Fits over Easy Strips or carriers
- Slide them directly onto cable ties
- Fasten strips and carriers to pipes and cables with cable ties

### EASY READ Characters

Pkg. Qty. 100

Type 316 Stainless Steel

Cat. No.	Description/Order No.	Weight	
		Lbs.	Kg.
AE010	EASY A	0.31	0.14
AE011	EASY B	0.31	0.14
AE012	EASY C	0.31	0.14
AE013	EASY D	0.31	0.14
AE014	EASY E	0.31	0.14
AE015	EASY F	0.31	0.14
AE016	EASY G	0.31	0.14
AE017	EASY H	0.31	0.14
AE018	EASY I	0.31	0.14
AE019	EASY J	0.31	0.14
AE020	EASY K	0.31	0.14
AE021	EASY L	0.31	0.14
AE022	EASY M	0.31	0.14
AE023	EASY N	0.31	0.14
AE024	EASY O	0.31	0.14
AE025	EASY P	0.31	0.14
AE026	EASY Q	0.31	0.14
AE027	EASY R	0.31	0.14
AE028	EASY S	0.31	0.14
AE029	EASY T	0.31	0.14
AE030	EASY U	0.31	0.14
AE031	EASY V	0.31	0.14
AE022	EASY W	0.31	0.14
AE032	EASY X	0.31	0.14
AE033	EASY Y	0.31	0.14
AE034	EASY Z	0.31	0.14
AE018	EASY 1	0.31	0.14
AE037	EASY 2	0.31	0.14
AE038	EASY 3	0.31	0.14
AE039	EASY 4	0.31	0.14
AE040	EASY 5	0.31	0.14
AE041	EASY 6	0.31	0.14
AE021	EASY 7	0.31	0.14
AE042	EASY 8	0.31	0.14
AE041	EASY 9	0.31	0.14
AE024	EASY 0	0.31	0.14
AE035	EASY MINUS/HYPHEN -	0.31	0.14
AE036	EASY BLANK	0.31	0.14
AE046	EASY PLUS +	0.31	0.14
AE047	EASY EARTH	0.31	0.14
AE048	EASY SINE	0.31	0.14
AE049	EASY SLASH/	0.31	0.14
AE053	ARROW	0.31	0.14



Easy Carrier can be applied using Tie-Lok Ties, Ball-Lok Ties, or Multi-Lok Ties.



EASY READ characters threaded onto Multi-Lok and BAND-IT Cable Ties



Easy Strip applied with Multi-Lok ties



EASY READ Characters and Easy Carrier



Flag Tag created with Tie-Lok threaded through hole in Easy Carrier

### EASY READ Carriers

Pkg. Qty. 100

Cat. No.	Description/Order No.	Width		Length		Weight	
		In.	mm	In.	mm	Lbs.	Kg.
AE043	EASY CARRIER 6	0.38	9.53	3.64	92.5	0.73	0.33
AE044	EASY CARRIER 10	0.38	9.53	5.14	130.6	1.25	0.56
AE045	EASY CARRIER 16	0.38	9.53	7.39	187.7	1.47	0.66
AE050	EASY STRIP Short	0.38	9.53	4.25	108.0	0.98	0.44
AE051	EASY STRIP Medium	0.38	9.53	5.75	146.0	1.33	0.60
AE052	EASY STRIP Long	0.38	9.53	8.00	203.2	1.85	0.83

### EASY READ Kit

Pkg. Qty. 1

Cat. No.	Description/Order No.	Weight	
		Lbs.	Kg.
AE060	EASY READ Kit - Contains 50 of each character/carrier/strip	5.60	2.54



AE060 EASY READ Kit

## Hose Nipples and Menders

### Male Hose Nipples

Designed to give excellent sealing, maximum flow, low profile, with NPT pipe threads.



**Male Hose Nipples** / Plated Carbon Steel - NPT Package Quantity - 12  
Number of Clamps Per Nipple - 1

Cat. No.	Hose ID		NPT	Dia of Hole		Shank Length		Weight	
	In.	mm	In.	In.	mm	In.	mm	Lbs.	Kg.
E004	1/4	6.35	1/8	0.188	4.78	0.87	22.23	0.4	0.2
E006	1/4	6.35	1/4	0.188	4.78	1.03	26.19	0.8	0.3
E008	3/8	9.53	1/8	0.234	5.94	1.07	27.20	0.6	0.3
E010	3/8	9.53	1/4	0.234	5.94	1.07	27.20	0.7	0.3
E012	3/8	9.53	3/8	0.234	5.94	1.07	27.20	1.2	0.5
E014	3/8	9.53	1/2	0.234	5.94	1.07	27.20	2.0	0.9
E018	1/2	12.70	1/4	0.266	6.76	1.35	34.29	1.4	0.6
E020	1/2	12.70	3/8	0.359	9.12	1.35	34.29	1.3	0.6
E022	1/2	12.70	1/2	0.375	9.53	1.35	34.29	2.1	0.9
E028	5/8	15.88	1/2	0.500	12.70	1.36	34.54	2.0	0.9
E030	5/8	15.88	3/4	0.500	12.70	1.36	34.54	2.6	1.2
E032	3/4	19.05	1/2	0.500	12.70	1.38	35.15	3.0	1.4
E034	3/4	19.05	3/4	0.625	15.88	1.38	35.15	2.8	1.3
E036	3/4	19.05	1	0.625	15.88	1.38	35.15	4.1	1.9
E038	1	25.40	3/4	0.750	17.86	1.78	45.31	4.0	1.8
E040	1	25.40	1	0.875	22.23	1.78	45.31	4.6	2.1
E042	1 1/4	31.75	1	0.922	23.42	1.78	45.31	7.3	3.3
E044	1 1/4	31.75	1 1/4	1.109	28.17	1.78	45.31	8.2	3.7
E046*	1 1/2	38.10	1 1/2	1.344	34.14	1.90	48.49	11.5	5.2

\*Round Profile, not Hex

**Stainless Steel Male Hose Nipples**  
For severely corrosive conditions, in type 316 SS. Machined hex nipple.



### Hose Menders - Machined

Steel mender, to repair leaking hoses quickly and easily. Particularly suitable for hose reels.

**Hose Menders Machined** / Plated Carbon Steel  
Package Quantity - 1 Number of Clamps Per Mender - 2

Cat. No.	Hose ID/NPT		Shank Length		Weight	
	In.	mm	In.	mm	Lbs	Kg
F106*	1/4	6.35	0.91	23.0	.01	.01
F108*	3/8	9.53	0.95	24.0	.03	.02
F110*	1/2	12.70	1.16	29.5	.05	.03
F112	5/8	15.88	1.18	29.9	.07	.04
F114*	3/4	19.05	1.20	30.4	.11	.05
F116	1	25.40	1.53	38.9	.15	.07
F118	1 1/4	31.75	1.53	38.9	.30	.14

\* also available in packages of 10

### Hose Menders - Swaged

An economical mender for repairing, and prolonging, the useful life of hose. Also available in plated steel.

**Hose Menders Swaged** / Plated Carbon Steel  
Package Quantity - 1 \*\* - Number of clamps per Mender

Cat. No.	Hose ID		Shank Length		**	Weight	
	In.	mm	In.	mm		Lbs	Kg
F320	1 1/2	38.1	1.60	41.28	2	0.4	0.2
F322	2	50.8	2.50	63.50	2	1.3	0.6
F324	2 1/2	63.5	2.75	69.85	4	1.8	0.8
F326	3	76.2	2.75	69.85	4	2.2	1.0
F330	4	101.6	4.25	107.95	6	4.4	2.0

\* also available in packages of 10

**Male Hose Nipples** / Type 316 Stainless Steel - NPT  
Package Quantity - 1

Cat. No.	Hose ID		NPT	Dia of Hole		Shank Length		Weight	
	In.	mm	In.	In.	mm	In.	mm	Lbs	Kg
E606	1/4	6.35	1/4	.188	4.78	1.03	26.19	.06	.03
E612	3/8	9.53	3/8	.234	5.94	1.07	27.20	.09	.04
E622	1/2	12.70	1/2	.375	9.53	1.35	34.29	.19	.09
E634	3/4	19.05	3/4	.625	15.88	1.38	35.15	.25	.11
E640	1	25.40	1	.875	22.23	1.78	45.31	.38	.17

### Female Swivel Hose Nipples

Distinctive hose stem design. Nut end has conical seal, to mate with Male hose nipple. Large hole for maximum flow.



**Female Swivel Hose Nipples** / Plated Carbon Steel - NPSC  
Package Quantity - 12 Minimum Number of Clamps Per Stem - 1

Cat. No.	Hose ID/NPT		Shank Length		Weight	
	In.	mm	In.	mm	Lbs	Kg
E106	1/4	6.35	1.06	27.0	0.7	0.3
E112	3/8	9.53	1.31	33.4	1.2	0.6
E122	1/2	12.70	1.37	34.9	1.7	0.8
E134	3/4	19.05	1.37	34.9	3.0	1.3
E140	1	25.40	1.71	43.7	4.1	1.8

## Hose Nipples and Yokes

### Tri-Lokt® Hose Nipples / Plated Carbon Steel - NPT

Nipples complete with Yokes \*\* - No. of Clamps per nipple

Cat. No.	Hose ID		NPT	Shank Length		**	Pkg Qty.	Weight	
	In.	mm	In.	In.	mm			Lbs.	Kg.
H122	1/2	12.70	1/2	1.25	31.8	2	12	3.0	1.4
H134	3/4	19.05	3/4	1.50	38.1	2	12	4.8	2.2

### Tri-Lokt® Hose Nipples / Type 316 Stainless Steel - NPT

Nipples complete with Yokes \*\* - No. of Clamps per nipple

Cat. No.	Hose ID		NPT	Shank Length		**	Pkg Qty.	Weight	
	Inches	mm	Inches	Inches	mm			Lbs	Kg
S134	3/4	19.05	3/4	1.50	38.1	2	1	4.8	2.2
S140	1	25.40	1	1.50	38.1	2	1	7.8	3.5

### Tri-Lokt® Hose Nipples / Plated Carbon Steel - NPT Swaged

Nipples complete with Yokes \*\* - No. of Clamps per nipple

Cat. No.	Hose ID		NPT	Shank Length		**	Pkg Qty.	Weight	
	Inches	mm	Inches	Inches	mm			Lbs	Kg
H600	1 1/4	31.75	1 1/4	2.75	69.9	4	1	1.2	0.6
H610	1 1/2	38.10	1 1/2	2.75	69.9	4	1	1.4	0.7
H620	2	50.80	2	2.75	69.9	4	1	2.1	1.0
H630	2 1/2	63.50	2 1/2	4.50	114.3	6	1	3.8	1.7
H640	3	76.20	3	4.50	114.3	6	1	5.0	2.3
H650	4	101.60	4	4.50	114.5	6	1	6.8	3.1
H656	5	127.00	5	6.50	165.1	8	1	11.4	5.2
H658	6	152.40	6	8.00	203.2	10	1	16.9	7.7

### Tri-Lokt® Hose Nipples / Type 316 Stainless Steel - NPT - Swaged

Nipples complete with Tie Strips \*\* - No. of Clamps per nipple

Cat. No.	Hose ID		NPT	Shank Length		**	Pkg Qty.	Weight	
	In.	mm	In.	In.	mm			Lbs	Kg
S600	1 1/4	31.8	1 1/4	2 3/4	69.8	4	1	1.3	0.6
S610	1 1/2	38.1	1 1/2	2 3/4	69.8	4	1	1.4	0.6
S620	2	50.8	2	2 3/4	69.8	4	1	2.1	0.9
S630	2 1/2	63.5	2 1/2	4 5/8	117.5	6	1	3.5	1.6
S640	3	76.2	3	4 5/8	117.5	6	1	4.6	2.1
S650	4	101.6	4	4 5/8	117.5	6	1	6.8	3.1

### Tri-Lokt® Female Swivel Coupling / Plated Carbon Steel - NPSC

Package Quantity -12

Number of Clamps per Coupling - 2

Cat. No.	Hose ID/NPSC		Shank Length		Weight	
	In.	mm	In.	In.	Lbs	Kg.
H222	1/2	12.70	1.19	30.2	3.2	1.4
H234	3/4	19.05	1.50	38.1	5.7	2.6

### Swaged Nipples / Unplated and Plated Carbon Steel - NPT

Package Quantity - 1

\*\* - No. of Clamps per nipple

Unplated Cat.No.	Plated Cat.No.	Hose ID		NPT	Shank Length		**	Weight	
		In.	mm	In.	In.	mm		Lbs.	Kg.
E698	E798	1/2	12.70	1/2	1.56	39.6	1	0.1	0.1
E700	E800	3/4	19.05	3/4	1.56	39.6	1	0.2	0.1
E702	E802	1	25.40	1	1.63	41.4	1	0.3	0.1
E704	E804	1 1/4	31.75	1 1/4	1.63	41.4	1	0.5	0.2
E706	E806	1 1/2	38.10	1 1/2	1.63	41.4	1	0.6	0.3
E708	E808	2	50.80	2	2.75	69.8	2	1.1	0.5
E712	E812	2 1/2	63.50	2 1/2	3.00	76.2	2	2.1	0.9
E714	E814	3	76.20	3	3.00	76.2	2	3.3	1.5
E716	E816	4	101.60	4	4.63	117.6	3	5.1	2.3



Tri-Lokt Hose Nipples



Tri-Lokt Female Swivel Coupling

Swaged Nipple

### Hose Nipple Clamp Widths

For the BAND-IT Nipples shown in this catalogue, the following clamp widths are recommended.

Hose ID		Band Width	
In.	mm	In.	mm
1/2 to 5/8	12.70 to 15.88	3/8 or 1/2	6.35 or 12.70
3/4 to 1 1/2	19.05 to 38.10	1/2 to 3/4	12.70 to 19.05
2 to 6	50.80 to 152.40	3/4	19.05

### Replacement Tri-Lokt Yokes & Tie Strip Kits

#### Replacement Tri-Lokt® SS Yokes

Package Quantity 12

Cat. No.	Size	
	In.	mm
H022	1/2	12.70
H034	3/4	19.05
H040	1	25.40

#### Replacement Tri-Lokt® SS Tie Strip Kits

Package Quantity -1 set Strips & Jr. Clamps

Cat. No.	Size	
	In.	mm
H604	1 1/4	31.8
H614	1 1/2	38.1
H624	2	50.8
H634	2 1/2	63.5
H644	3	76.2
H654	4	101.6
H769	5	127.0
H774	6	152.4

## Worm Gear Clamps Stainless Steel Pkg. Qty. 10

5/16" (8mm) Hex Slotted Screw, Stainless Steel Band and Housing  
 0.023 (0.6mm) Band Thickness 9/16" (14mm) Band width

Cat. No.	Clamp diameter Range				Weight	
	Min.	Max.	Min.	Max.	Lbs.	Kgs.
	In.		mm			
V006	3/8	7/8	9	22	0.5	0.2
V008	1/16	1	11	25	0.5	0.2
V010	1/2	1 1/8	12	28	0.6	0.3
V012	1/2	1 1/4	12	32	0.6	0.3
V016	3/4	1 1/2	19	38	0.6	0.3
V020	7/8	1 3/4	22	45	0.6	0.3
V024	1 1/8	2	28	51	0.7	0.3
V028	1 3/8	2 1/4	35	57	0.7	0.3
V032	1 5/8	2 1/2	41	64	0.8	0.3
V036	1 7/8	2 3/4	48	70	0.8	0.4
V040	2 1/8	3	54	76	0.8	0.4
V044	2 5/16	3 1/4	58	83	0.9	0.4
V048	2 5/8	3 1/2	67	89	0.9	0.4
V052	2 7/8	3 3/4	73	95	0.9	0.4
V056	3 1/8	4	79	102	1.0	0.4
V064	3 1/2	4 1/2	89	114	1.1	0.5
V072	4	5	102	127	1.3	0.6
V080	4 1/2	5 1/2	114	140	1.3	0.6
V088	5 1/8	6	130	152	1.4	0.6



Worm Gear Clamps



M156 and M157  
Scru-Band Kit

## Scru-Band Clamping System Stainless Steel

Cat. No.	Description	Contents	Pkg.	Weight	
			Qty.	Lbs.	Kg.
M150	Housings and Screws	100 each	1	2.8	1.3
M151	Scru-Band 3/8" (9.5mm) x .025" (.64mm)	100Ft. (30.5M)	1	3.4	1.6
M156	Scru-Band Kit	100Ft. (30.5M) of Scru-Band 25 housings, 25 screws	1	4.0	1.8
M157	Scru-Band Kit	50Ft. (15.25M) of Scru-Band 10 housings, 10 screws	1	2.1	1.0
M158	Scru-Band Pak	10Ft. (3.5M) of Scru-Band 5 housings, 5 screws	10	4.4	2.0

M150 Housing  
and Screw



M151  
Scru-Band

## Scru-Seal Clamping System Stainless Steel

Cat. No.	Description	Contents	Pkg.	Weight	
			Qty.	Lbs.	Kg.
M210	Scru-Seal Kit	25 each Scru-Seals, Racks 100' (30.5M) 3/8" 9.53mm Band	1 Set	4.3	1.9
M211	Scru-Seal & Rack	Scru-Seals and Racks Use with C133, or C134 Valustrap see page 6	10	0.7	0.3



M210  
Scru-Seal Kit




M211 Scru-Seal  
& Rack



M158  
Scru-Band Pack

## Sign Mounting Brack-its™

- Stainless Steel
- Ribbed for extra strength
- With or without bolts
- Bolts supplied with fibre washers
- Threaded holes - no nuts required



UL 4000 Battery Operated Tool  
See page 12 for details

### 1 Bolt Straight Leg Brack-it      Thickness .070" (1.8mm)      Pkg. Qty. 50

Cat. No.	Description	Weight	
		Lbs.	Kgs.
D001	Stainless Steel with S.S. Bolt, Washer and Fibre washer	7.3	3.3
D004	Stainless Steel, no Bolt or washer	5.9	2.7

For band widths up to 3/4" (19.05mm)



D001, D004

### 1 Bolt Flared Leg Brack-it      Thickness .070" (1.8mm)      Pkg. Qty. 50

Cat. No.	Description	Weight	
		Lbs.	Kgs.
D021	Stainless Steel with S.S. Bolt, and Washer	7.6	3.5
D022	Stainless Steel, no Bolt or washer	6.0	2.7

For band widths up to 3/4" (19.05mm)



D021, D022

### 2 Bolt Brack-it      Thickness .070" (1.8mm)      Pkg. Qty 50

Cat. No.	Description	Weight	
		Lbs.	Kgs.
D008	Stainless Steel with S.S. Bolt, Washer and Fibre washer	9.6	4.4
D009	Stainless Steel, no Bolts or washers	7.1	3.2

For band widths up to 3/4" (19.05mm)



D008, D009

### Bolts and Washers for Brack-its      Pkg. Qty 50

Cat. No.	Description	Weight	
		Lbs.	Kgs.
D002	S.S. Bolts for Stainless Brack-its M8 x 20 Long Hex Head	1.25	0.57
D003	Fibre washers	0.06	0.03

### Mini Brack-its Stainless Steel      Pkg. Qty 50

Cat. No.	Description	Weight	
		Lbs.	Kgs.
D310	Flared Leg with SS Bolt, Fibre Washer, 1/2" (12.7mm) Slot	3.20	1.50
D315	Straight Leg with SS Bolt, Fibre Washer, 1/2" (12.7mm) Slot	3.30	1.50
D302	Replacement Bolts - SS Bolt M8 x 12 Hex head	0.75	0.34

For band widths up to 1/2" (12.7mm)



D310



D315

For Ultra-Lok sign clamping system refer to page 12

## Sign Mounting Brack-its™

- Bracket material - Corrosion resistant Stainless Steel
- Ribbed for extra strength
- For the erection of all sizes of signs, litter bins and other street furniture



### "Y" Brack-its

Bracket Width 1.5" (38mm) Pkg. Qty 50

Cat. No.	Length		Hole Dia.		Hole Centres		Band Width	
	<i>Ins.</i>	<i>mm</i>	<i>Ins.</i>	<i>mm</i>	<i>Ins.</i>	<i>mm</i>	<i>Ins.</i>	<i>mm</i>
DE96	2.0	51	0.311	7.9	0.75	19.0	0.75	19.05
DE97	4.0	102	0.311	7.9	1.48	37.5	0.75	19.05



DE96 & DE97

### VALMOUNT Brack-its

Pkg. Qty 50

Cat. No.	Length		Slot Width		Bracket Width		Band Width	
	<i>Ins.</i>	<i>mm</i>	<i>Ins.</i>	<i>mm</i>	<i>Ins.</i>	<i>mm</i>	<i>Ins.</i>	<i>mm</i>
D025	5.6	142	0.375	9.0	1.5	38.0	0.75	19.05
D026	3.6	91	0.375	9.0	1.5	38.0	0.75	19.05



D025 & D026

### SUPER VALMOUNT Brack-its

Pkg. Qty 25

Cat. No.	Length		Slot Width		Bracket Width		Band Width	
	<i>Ins.</i>	<i>mm</i>	<i>Ins.</i>	<i>mm</i>	<i>Ins.</i>	<i>mm</i>	<i>Ins.</i>	<i>mm</i>
D066	7.9	200	0.375	9.0	1.5	38.0	0.75	19.05



D066

### NAMEPLATE Brack-its

Pkg. Qty 50

Cat. No.	Length		Hole Dia.		Bracket Width		Band Width	
	<i>Ins.</i>	<i>mm</i>	<i>Ins.</i>	<i>mm</i>	<i>Ins.</i>	<i>mm</i>	<i>Ins.</i>	<i>mm</i>
DE0209	1.6	42	0.2	5	1.5	38.0	0.50	12.70



DE0209

## Sign Fixing Channel and Clamps

- Channel material - Aluminium Alloy to BS 1474 HE30 (6082-T6) specification. Available in mill finish or grey Polyester powder coated
- Clip - Material AISI 304 Stainless Steel



Channel Clamp fixing



Bolted Clip fixing

### Anti - Rotational Clip for Round Posts 304 Stainless Steel Pkg. Qty. 100

Cat. No.	Description	Pole Dia.		Weight	
		Ins.	mm	Lbs.	Kgs.
BSARC050	Supplied with 1x No. 8 Sq. Hd. Bolt	2	50	9.3	4.2
BSARC060	Insert foot into channel and	2 3/8	60	10.7	4.8
BSARC076	twist through 90 Degrees. The	3	76	14.9	6.7
BSARC089	other end is secured by the bolt.	3 1/2	89	16.7	7.5
BSARC102	Fits all sizes of Band-it channel	4	102	18.4	8.3
BSARC114	Internal pips ensure anti-rotation	4 1/2	114	20.2	9.1



Single Bolt Clip for round posts

### 2 Bolt Clip for Round Posts 304 Stainless Steel Pkg. Qty. 100

Cat. No.	Description	Pole Dia.		Weight	
		Ins.	mm	Lbs.	Kgs.
BSLBD076	Supplied with 2 x No. 8 Sq. Hd. Bolts	3	76	16.2	7.3
BSLBD089	Supplied with 2 x No. 8 Sq. Hd. Bolts	3 1/2	89	18.4	8.3
BSLBD102	Supplied with 2 x No. 8 Sq. Hd. Bolts	4	102	20.2	9.1
BSLBD114	Supplied with 2 x No.8 Sq. Hd. Bolts	4 1/2	114	27.8	12.5



2 Bolt Clip for round posts

### Small Channel Aluminium Pkg. Qty. 1

Cat. No.	Description	Lengths	
		Feet	Metres
BSACM-30	For fixing small (30" or 750mm high) sign plates	9.8	3.0
BSACP-30	Painted-for fixing small (30" or 750mm high) sign plates	9.8	3.0
BSACM-50	For fixing small (30" or 750mm high) sign plates	16.4	5.0
BSACP-50	Painted-for fixing small (30" or 750mm high) sign plates	16.4	5.0

Fix with Rivets, Tapes, Adhesives, Stud welding. Bolts, M8 'Lip Lok', or M8 Square Head Bolt P=Painted finish. M=Machined finish



Small Channel

### Medium Channel Aluminium Pkg. Qty. 1

Cat. No.	Description	Lengths	
		Feet	Metres
BMACM-30	For fixing Medium (9.8 Feet or 3 metres wide) signs	9.8	3.0
BMACP-30	For fixing Medium (9.8 Feet or 3 metres wide) signs	9.8	3.0
BMACM-50	For fixing Medium (9.8 Feet or 3 metres wide) signs	16.4	5.0
BMACP-50	For fixing Medium (9.8 Feet or 3 metres wide) signs	16.4	5.0

Fix with Rivets, Tapes, Adhesives, Stud welding. Bolts, M8 'Lip Lok', or M8 Square Head Bolt. P=Painted finish. M=Machined finish



Medium Channel

### 2 Piece Universal Channel Clamp 304 Stainless Steel Pkg. Qty. 100

Cat. No.	Description
BUCC 0011	Slides into channel and accepts band up to 3/4" (19.05m) wide

BUCC 0011 Channel Clamp





• ELECTRONICS



• SIGNFIXING



• ELECTRICAL



• HOSE



• INDUSTRIAL



• UTILITY



• OEM



• AUTOMOTIVE



• TELECOMMS

## Steel Specifications

### Type 201 Stainless Steel (EN 1.4372)

Type 201 is an austenitic chromium-nickel-manganese steel, with excellent tensile properties. It offers good resistance to oxidation and many mild to moderate corrosive agents. Type 201 is used where greatest strength is required. It is the BAND-IT material most commonly used.

1/4 hard 201 is used in Ultra-Lok Free-End Clamps for extra strength.

### Type 304 Stainless Steel (EN 1.4301)

Type 304 is an all purpose austenitic, low carbon 18-8 chromium-nickel stainless steel. It has good corrosion resistance and weldability. Type 304 is the most widely used stainless steel. It is found in chemical and food processing equipment, hospital and paper mill equipment, heat exchangers, etc.

### Type 316 Stainless Steel (EN 1.4401)

Type 316 is an austenitic chromium-nickel stainless and heat resisting steel with superior corrosion resistance. It is extensively used in marine atmospheres and environments where it is subjected to various chemicals, salts, acids, and high temperatures. Type 316 has superior creep strengths at elevated temperatures.

### Type 317L Stainless Steel

Type 317L is similar in composition to Type 316, but higher in chromium molybdenum and lower in carbon. It has a higher resistance to chlorine and stress cracking as well as intergranular corrosion. Superior corrosion resistance under extreme conditions as found in certain marine environments and the pulp and paper industry.

### Austenitic Stainless Steel

Austenitic stainless steels are chromium-nickel-iron (series 300) or chromium-nickel-manganese-iron (series 200) alloys. Austenitic stainless steels are non-magnetic in the annealed condition but, depending on the composition (mainly the nickel and manganese content), they become slightly magnetic when cold worked. Austenitic stainless steel cannot be hardened by heat treating but only by cold working. They are the most popular grades of stainless steel due to their excellent formability and corrosion resistance.

### Carbon Steel

Carbon steel used for BAND-IT band and clamps is a medium carbon (.43 to .60%) cold rolled strip coated with electrogalvanized zinc.

For further technical information regarding the physical properties of BAND-IT products, contact the Denver office.

## Patents

Many BAND-IT products shown herein are manufactured under one or more of the following U.S. and corresponding foreign patents owned by BAND-IT - IDEX, Inc., A Unit of IDEX Corporation. Other patents pending.

4,473,925	4,510,977	4,570,340	6,014,792
4,607,867	4,646,591	4,877,334	6,260,704
4,896,402	4,928,738	5,123,456	
5,127,446	5,129,350	5,303,571	
5,322,091	5,452,523	5,483,998	
5,488,760	5,566,726	5,743,310	

BAND-IT®, BAND-IT Jr.®, Junior®, Tri-Lok®, Thriftool®, Tie-Lok®, Tie-LokTool®, Tie-Dex®, E-Z Banner®, Band-Lok®, Self-Lok® and Ultra-Lok® are registered trademarks owned by BAND-IT - IDEX, Inc., a unit of IDEX Corporation.

BAND-IT trademarks are registered in the U.S. Patent and Trademark Office and in many other countries.

BAND-IT's UIC (Uniform Industrial Code) number is 662682.

BAND-IT's Commercial and Government Entity code (CAGE code) number is 70847.

Tie products listed with the CE mark are suitable for electric purposes and meet the requirements of (LVD) 73/23/EEC.

Underwriters Laboratories Listing BAND-IT - IDEX has UL Listings on the products indicated

Det Norske Veritas Type Approval BAND-IT Company Ltd, Derbyshire, has Det Norske Veritas Type Approval on the products indicated in the catalogue certificate Number E-4464.

### Abbreviations

NPT	- American Standard Taper Thread
NPSC	- National Pipe Straight Coupling
NPSM	- American Standard Straight Pipe Thread for Mechanical Joints
M	- Meter
mm	- Millimeter
cm	- Centimeter
Kg	- Kilogram
SS	- Stainless Steel
ID	- Inside Diameter
OD	- Outside Diameter
UIC	- Uniform Industrial Code
GCS	- Galvanized Carbon Steel

## Typical minimum breaking strengths of BAND-IT band

Values shown in POUNDS and Inches

		Stainless Steel											
Width	Thickness	Annealed 201	1/4 hard 201	316	Valustrap	Valustrap Plus	Valuband	304					
In.	In.	Force	Force	Force	Thickness	Force	Thickness	Force	Thickness	Force	Thickness	Force	
3/16	0.015	280											
1/4	0.020	500		400									
3/8	0.025	900	1080	750	0.015	450	0.020	600	0.025	750	0.024	750	
1/2	0.030	1500	1800	1200	0.015	600	0.020	850	0.025	1060	0.028	1160	
5/8	0.030	1875	2250	1500	0.015	750	0.020	1000	0.025	1250	0.028	1450	
3/4	0.030	2250	2700	1800	0.015	900	0.020	1275	0.025	1590	0.028	1760	
3/4	0.040	2970											
1	0.040	3960											
1 1/4	0.040	4950											

## Typical minimum breaking strengths of BAND-IT band

Values shown in NEWTONS and MM

		Stainless Steel										
Width	Thickness	Annealed 201	1/4 hard 201	316	Valustrap	Valustrap Plus	Valuband	304				
mm	mm	Force	Force	Force	Thickness	Force	Thickness	Force	Thickness	Force	Thickness	Force
4.76	0.38	1246										
6.35	0.51	2225		1780								
9.53	0.63	4005	4806	3338	0.38	2003	0.510	2670	0.63	3338	0.60	3430
12.70	0.76	6675	8010	5340	0.38	2670	0.510	3783	0.63	4717	0.70	5330
15.88	0.76	8344	10013	6675	0.38	3338	0.510	4450	0.63	5563	0.70	6660
19.05	0.76	10013	12015	8010	0.38	4005	0.510	5674	0.63	7076	0.70	8000
19.05	1.02	13217										
25.40	1.02	17582										
31.75	1.02	22028										

Product Type	Cat. No.	Comment	Width		Length		Thickness		Max Dia. Single Wrap		Max Dia. Double Wrap	
			In	mm	In	mm	In	mm	In	mm	In	mm
Tie Dex Bands	A31189	One piece	0.120	3.10	8.0	200	0.015	0.380	N.A.	N.A.	0.9	23
	A31089	One piece	0.120	3.10	14.3	362	0.015	0.380	N.A.	N.A.	1.9	48
	A10089 A11089	One piece One piece	0.240 0.240	6.10 6.10	14.3 18.0	362 457	0.020 0.020	0.510 0.510	N.A. N.A.	N.A. N.A.	1.8 2.5	46 64
All Purpose Band	AE565	Coil	0.500	12.70	33Ft	10M	0.030	0.760	N.A.	N.A.	N.A.	N.A.
	AE566	Coil	0.750	19.10	33Ft	10M	0.030	0.760	N.A.	N.A.	N.A.	N.A.
	AE567	Coil	1.000	25.40	33Ft	10M	0.030	0.760	N.A.	N.A.	N.A.	N.A.
	AE505	Coil	0.500	12.70	33Ft	10M	0.030	0.760	N.A.	N.A.	N.A.	N.A.
	AE506	Coil	0.750	19.10	33Ft	10M	0.030	0.760	N.A.	N.A.	N.A.	N.A.
	AE507	Coil	1.000	25.40	33Ft	10M	0.030	0.760	N.A.	N.A.	N.A.	N.A.
	AE465	Coil	0.500	12.70	33Ft	10M	0.030	0.760	N.A.	N.A.	N.A.	N.A.
	AE466	Coil	0.750	19.10	33Ft	10M	0.030	0.760	N.A.	N.A.	N.A.	N.A.
	AE467	Coil	1.000	25.40	33Ft	10M	0.030	0.760	N.A.	N.A.	N.A.	N.A.
	AE405	Coil	0.500	12.70	33Ft	10M	0.030	0.760	N.A.	N.A.	N.A.	N.A.
	AE406	Coil	0.750	19.10	33Ft	10M	0.030	0.760	N.A.	N.A.	N.A.	N.A.
	AE407	Coil	1.000	25.40	33Ft	10M	0.030	0.760	N.A.	N.A.	N.A.	N.A.
Coated Band	AE805	Coil	0.500	12.70	33Ft	10M	0.030	0.760	N.A.	N.A.	N.A.	N.A.
	AE806	Coil	0.750	19.10	33Ft	10M	0.030	0.760	N.A.	N.A.	N.A.	N.A.
	AE432	Coil	0.250	6.35	82.5Ft	25M	0.048	1.220	N.A.	N.A.	N.A.	N.A.
	AE433	Coil	0.380	9.70	82.5Ft	25M	0.048	1.220	N.A.	N.A.	N.A.	N.A.
	AE434	Coil	0.500	12.70	82.5Ft	25M	0.048	1.220	N.A.	N.A.	N.A.	N.A.
Ball-Lok Ties	AE435	Coil	0.630	15.90	82.5Ft	25M	0.048	1.220	N.A.	N.A.	N.A.	N.A.
	AE436	Coil	0.750	19.10	82.5Ft	25M	0.048	1.220	N.A.	N.A.	N.A.	N.A.
	KE1128		0.180	4.60	7.9	201	0.011	0.265	2.0	50	N.A.	N.A.
	KE1138		0.180	4.60	10.2	259	0.011	0.265	2.7	69	N.A.	N.A.
	KE1148		0.180	4.60	14.2	360	0.011	0.265	4.0	102	N.A.	N.A.
	KE1158		0.180	4.60	20.4	520	0.011	0.265	6.0	152	N.A.	N.A.
	KE1168		0.180	4.60	26.8	679	0.011	0.265	8.0	203	N.A.	N.A.
	KE1178		0.180	4.60	33.0	838	0.011	0.265	10.0	254	N.A.	N.A.
	KE1188		0.180	4.60	42.0	1067	0.011	0.265	12.0	305	N.A.	N.A.
	KE1328		0.310	7.90	7.9	201	0.011	0.265	2.0	50	N.A.	N.A.
	KE1338		0.310	7.90	10.2	259	0.011	0.265	2.7	69	N.A.	N.A.
	KE1348		0.310	7.90	14.2	360	0.011	0.265	4.0	102	N.A.	N.A.
	KE1358		0.310	7.90	20.4	520	0.011	0.265	6.0	152	N.A.	N.A.
	KE1368		0.310	7.90	26.8	679	0.011	0.265	8.0	203	N.A.	N.A.
	KE1378		0.310	7.90	33.0	838	0.011	0.265	10.0	254	N.A.	N.A.
	KE1388		0.310	7.90	42.0	1067	0.011	0.265	12.0	305	N.A.	N.A.
	KE0128		0.180	4.60	7.9	201	0.011	0.265	2.0	50	N.A.	N.A.
	KE0138		0.180	4.60	10.2	259	0.011	0.265	2.7	69	N.A.	N.A.
	KE0148		0.180	4.60	14.2	360	0.011	0.265	4.0	102	N.A.	N.A.
	KE0158		0.180	4.60	20.4	520	0.011	0.265	6.0	152	N.A.	N.A.
	KE0168		0.180	4.60	26.8	679	0.011	0.265	8.0	203	N.A.	N.A.
	KE0178		0.180	4.60	33.0	838	0.011	0.265	10.0	254	N.A.	N.A.
	KE0188		0.180	4.60	42.0	1067	0.011	0.265	12.0	305	N.A.	N.A.
	KE0328		0.310	7.90	7.9	201	0.011	0.265	2.0	50	N.A.	N.A.
	KE0338		0.310	7.90	10.2	259	0.011	0.265	2.70	69	N.A.	N.A.
	KE0348		0.310	7.90	14.2	360	0.011	0.265	4.0	102	N.A.	N.A.
	KE0358		0.310	7.90	20.4	520	0.011	0.265	6.0	152	N.A.	N.A.
	KE0368		0.310	7.90	26.8	679	0.011	0.265	8.0	203	N.A.	N.A.
	KE0378		0.310	7.90	33.0	838	0.011	0.265	10.0	254	N.A.	N.A.
	KE0388	Uncoated	0.310	7.90	42.0	1067	0.011	0.265	12.0	305	N.A.	N.A.
BAND-IT Ties	AE111	AE101	0.250	6.35	6.0	152	0.015	0.380	1.5	38	N.A.	N.A.
	AE112	AE102	0.250	6.35	9.0	229	0.015	0.380	2.5	63	1.1	28
	AE113	AE103	0.250	6.35	12.0	305	0.015	0.380	3.4	86	1.5	38
	AE114	AE104	0.250	6.35	18.0	457	0.015	0.380	5.4	137	2.5	64
	AE115	AE105	0.250	6.35	24.0	610	0.015	0.380	7.3	185	3.5	89
	AE311	AE301	0.380	9.53	6.0	152	0.015	0.380	1.5	38	N.A.	N.A.
	AE312	AE302	0.380	9.53	9.0	229	0.015	0.380	2.5	63	1.1	28
	AE313	AE303	0.380	9.53	12.0	305	0.015	0.380	3.4	86	1.5	38
	AE314	AE304	0.380	9.53	18.0	457	0.015	0.380	5.4	137	2.5	64
	AE315	AE305	0.380	9.53	24.0	610	0.015	0.380	7.3	185	3.5	89
	AE316	AE306	0.380	9.53	30.0	762	0.015	0.380	9.1	231	4.4	112
	AE317	AE307	0.380	9.53	36.0	914	0.015	0.380	11.0	280	5.3	135
	Tie-Lok Ties	304SS	316SS									
AS211		AS411	0.250	6.35	10.0	254	0.015	0.38	2.1	53	N.A.	N.A.
AS212		AS412	0.250	6.35	16.5	419	0.015	0.38	4.3	109	N.A.	N.A.
AS213		AS413	0.250	6.35	22.5	572	0.015	0.38	6.5	165	N.A.	N.A.
AS214		AS414	0.250	6.35	29.0	737	0.015	0.38	8.5	215	N.A.	N.A.
AS215		AS415	0.250	6.35	35.0	889	0.015	0.38	10.5	265	N.A.	N.A.
AS221		AS421	0.177	4.50	7.1	180	0.015	0.38	1.1	28	N.A.	N.A.
AS222		AS422	0.177	4.50	10.0	254	0.015	0.38	2.0	51	N.A.	N.A.
AS223		AS423	0.177	4.50	16.0	406	0.015	0.38	4.0	102	N.A.	N.A.
AS224		AS424	0.177	4.50	22.5	572	0.015	0.38	6.0	152	N.A.	N.A.
AS225	AS425	0.177	4.50	29.0	737	0.015	0.38	8.0	203	N.A.	N.A.	
Multi-Lok Ties	Uncoated	Coated										
	AE601	AE611	0.280	7.00	6.0	152	0.010	0.25	1.3	33	N.A.	N.A.
	AE602	AE612	0.280	7.00	9.0	229	0.010	0.25	2.2	57	N.A.	N.A.
	AE603	AE613	0.280	7.00	12.0	305	0.010	0.25	3.2	81	N.A.	N.A.
	AE604	AE614	0.280	7.00	18.0	457	0.010	0.25	5.1	129	N.A.	N.A.
	AE605	AE615	0.280	7.00	24.0	610	0.010	0.25	7.1	180	N.A.	N.A.
	AE701	AE711	0.470	12.00	6.0	152	0.010	0.25	1.3	33	N.A.	N.A.
	AE702	AE712	0.470	12.00	9.0	229	0.010	0.25	2.2	57	N.A.	N.A.
	AE703	AE713	0.470	12.00	12.0	305	0.010	0.25	3.2	81	N.A.	N.A.
	AE704	AE714	0.470	12.00	18.0	457	0.010	0.25	5.1	129	N.A.	N.A.
AE705	AE715	0.470	12.00	24.0	610	0.010	0.25	7.1	180	N.A.	N.A.	





## BAND-IT Company Ltd

Visit our website: [www.band-it.co.uk](http://www.band-it.co.uk)

Email: [BAND-ITUKSales.BAND-IT@idexcorp.com](mailto:BAND-ITUKSales.BAND-IT@idexcorp.com)



Distributed by:



CABLE JOINTS, CABLE TERMINATIONS, CABLE GLANDS, CABLE CLEATS,  
FEEDER PILLARS, FUSE LINKS, ARC FLASH, CABLE ROLLERS, CUT-OUTS

11KV 33KV CABLE JOINTS & CABLE TERMINATIONS  
FURSE EARTHING  
[www.cablejoints.co.uk](http://www.cablejoints.co.uk)  
Thorne and Derrick UK  
Tel 0044 191 490 1547 Fax 0044 191 477 5371  
Tel 0044 117 977 4647 Fax 0044 117 977 5562

### EUROPEAN OPERATIONS

BAND-IT Company Limited  
Speedwell Industrial Estate  
Staveley, Nr. Chesterfield  
Derbyshire, S43 3PF England  
TEL: (44) 1246-477333 FAX: (44) 1246-476324  
EUROPEAN SALES TEL: (44) 1246-479480  
UK SALES TEL: (44) 1246-479479

### WORLD HEADQUARTERS & WESTERN U.S. CUSTOMER SALES & SERVICE CENTRE

BAND-IT - IDEX, INC.  
A Unit of IDEX Corporation  
4799 Dahlia St.  
P.O. Box 16307  
Denver, Colorado 80216-0307 U.S.A.  
TEL: 303-320-4555 FAX: 303-333-6549

### PACIFIC RIM OPERATIONS

BAND-IT Clamps (Asia) Pte. Ltd.  
11 Second Chin Bee Road  
Singapore 618777  
TEL: 011-65-265-8853  
011-65-265-8783  
FAX: 011-65-265-8902

### AFRICA OPERATIONS

BAND-IT R.S.A. (PTY) LTD  
Unit No. 3  
22 Buwbes Road  
Sebenza Ext 1 Edenvale  
PO Box 10240  
Edenglen 1613  
TEL: (27) 11 452-1288 FAX: (27) 11 452-1287

