

440TB INTERFACE C TEE CONNECTOR

**Up to 42 kV
630 A (1250 A)**

6/10 (12) kV
6.35/11 (12) kV
8.7/15 (17.5) kV
12/20 (24) kV
12.7/22 (24) kV
18/30 (36) kV
19/33 (36) kV
20.8/36 (42) kV

Application

Separable tee shape connector (bolted type) designed to connect polymeric insulated cable to equipment (transformers, switchgear, motors, ...). Also connects cable to cable when using the appropriate mating parts.

Technical characteristics

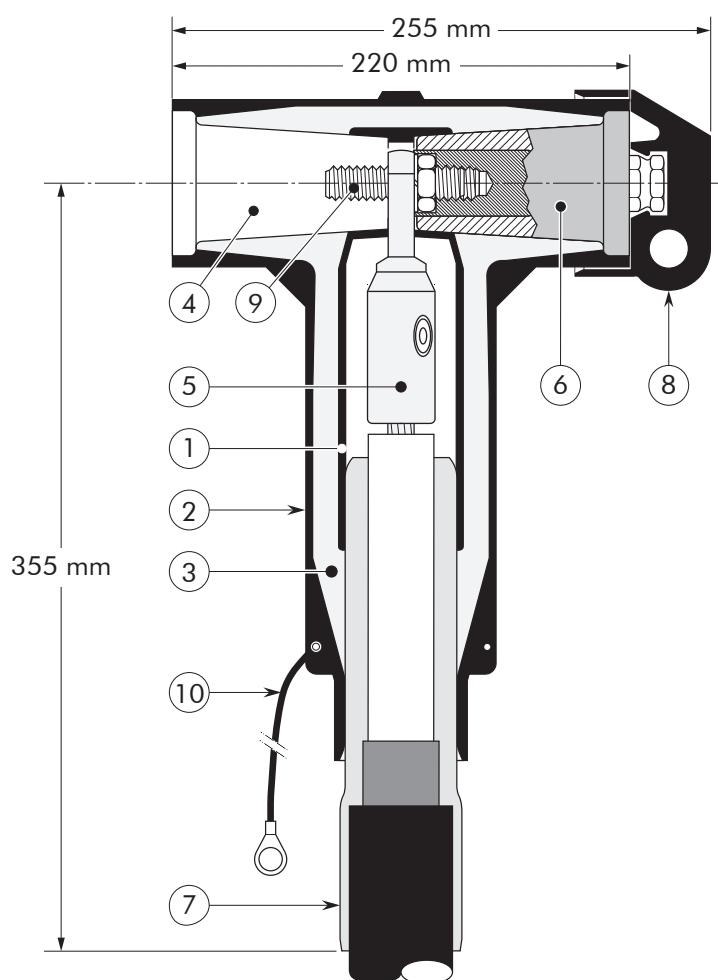
- The thick conductive EPDM jacket provides a total safe to touch screen which ensures safety for personnel.
- Each separable connector is tested for AC withstand and partial discharge prior to leaving the factory.

Design

Separable connector comprising:

1. Conductive EPDM insert.
2. Conductive EPDM jacket.
3. Insulating EPDM layer moulded between the insert and the jacket.
4. Type C - 630 A interface as described by CENELEC EN 50180 and 50181.
5. Conductor connector.
6. Basic insulating plug (with VD point).
7. Cable reducer.
8. Conductive rubber cap.
9. Clamping screw.
10. Earthing lead.

The screen break design enables cable outer sheath testing without removing or dismantling the connector.



Specifications and standards

The 440TB separable connector meets the requirements of CENELEC HD 629.1.

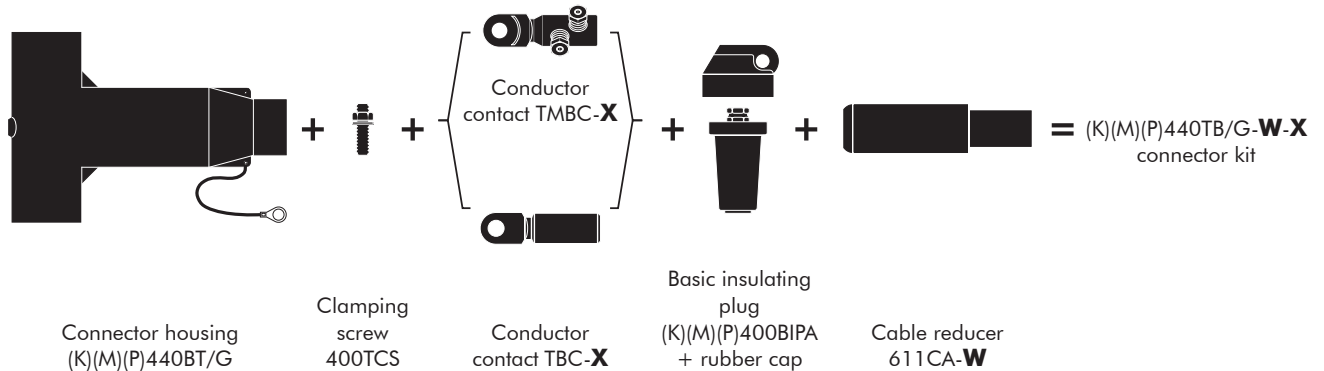
Separable connector type	Voltage Um (kV)	Current Ir (A)	Current Ir (A) When installed on an appropriate equipment bushing	Conductor sizes (mm ²)	
				min	max
440TB/G	12	630	1250	185	630
K440TB/G	24	630	1250	185	630
M440TB/G	36	630	1250	185	630
P440TB/G	42	630	1250	185	630

08/2014

Kit contents

The complete (K)(M)(P)440TB/G tee connector kit comprises the following components:

The kit also comprises silicone grease, field control mastic, installation instructions and crimp chart.



Ordering instructions

To order the tee connector, select the ordering part number which gives you the best centring of your core insulation diameter and substitute **X** using table X, according to your conductor size and type. Add a 'K' for use up to 24 kV, add an 'M' for use up to 36 kV, add a 'P' for use up to 42 kV.

Example:

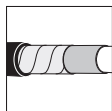
The copper wire screened cable is 36 kV, 240 mm² stranded aluminium with a diameter over core insulation of 37.0 mm. Order a M440TB/G-32-240(K)M-12-2 tee connector kit.

Table W

Ordering part number	Dia. over core insulation (mm)	
	min	max
440TB/G-22-X	23.5	31.0
440TB/G-27-X	28.5	37.5
440TB/G-32-X	34.0	42.5
440TB/G-37-X	39.0	48.5
440TB/G-43-X	45.5	56.0

Table X

Conductor sizes (mm ²)	Aluminium conductor		Aluminium and copper conductor	Copper conductor
	DIN hexagonal	Deep indent	Bolted	DIN hexagonal
185	185(K)M-12-2	185KM-12-1	185.400-14-5	185(K)M-11-2
240	240(K)M-12-2	240KM-12-1		240(K)M-11-2
300	300(K)M-12-2	300KM-12-1		300(K)M-11-2
400	400(K)M-12-2	400KM-12-1	400.630-14-5	400(K)M-11-2
500	500(K)M-12-2	500KM-12-1		500(K)M-11-2
630	—	630KM-12-1		630(K)M-11-2



For use with copper tape screened cables.
Order: Kit MT.



For use with other cable types. Please contact our representative.



For applications outdoors and in humid climate.
Order: +MWS.



For use in potentially explosive atmospheres (for 12 kV max).
Add -/ATEX to part number.



Components can be ordered individually.



When installed on an appropriate equipment bushing:
1250 A continuously