



3M™ Scotchcast™ Buried Service Wire Splice Encapsulation Kit 3832

For up to 5-pair buried service wires

Instructions

1. Snip end cap ports to fit snug on cables (one port on each end cap for in-line splice, two ports on lower end cap for butt splice, etc.).
2. Slide end cap(s) over cable ends and push down out of the way.
3. For inline splice, place barrel and sleeve over either cable and slide down out of the way.
4. Prepare service wires per Figure 1. Scuff and clean surfaces that will come in contact with compound. Use of 3M™ Scotchcast™ Service Wire Cleaning Kit 4415 is recommended.
5. Attach split bolt to wire shields per Figure 2. Tighten securely.
6. Splice conductors per Figure 2.

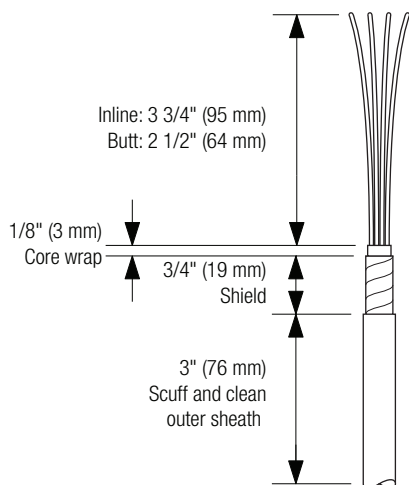


Figure 1

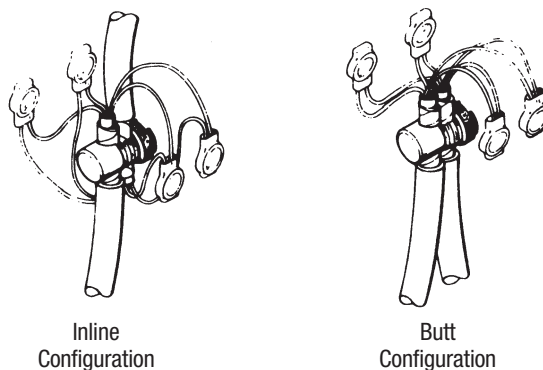


Figure 2

7. Center barrel and sleeve over splice. Slide end caps (lower end cap for butt splice) onto barrel seating them firmly into place.
8. For inline splice, level barrel with opening on top.
9. For butt splice, close barrel opening with sleeve.

10. Mix Compound: Warm closed mixing bag to 16°C (60°F) or more before mixing. Break center barrier by grasping sides of bag and rolling thumbs through barrier.



Thoroughly mix by squeezing compound back and forth 30 to 40 times. Strip compound from corners while mixing.



11. Snip off corner of closed mixing bag and pour compound into barrel (through opening for inline splice, through upper end for butt splice) until completely full.

12. Close Barrel: By rotating sleeve for inline splice, with upper end cap for butt splice. Note Figure 3.

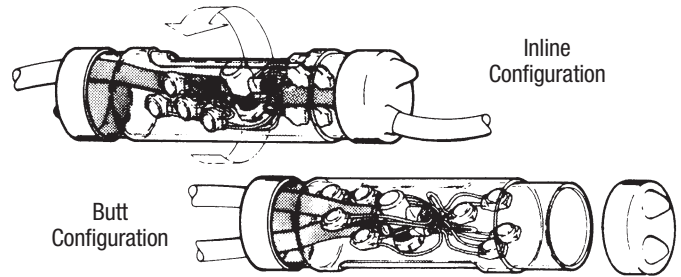


Figure 3

13. Closure may be placed immediately after completion of filling operation.

CAUTION

Vapor and liquid may cause sensitization. Contains isocyanate. May be irritating to the eyes. Avoid skin and eye contact. Avoid repeated and prolonged breathing of vapor. Use only in well ventilated areas.

FIRST AID

Inhalation - provide fresh air. In case of eye contact flush eyes with plenty of water for 10 minutes and get medical attention. If ingested - do not induce vomiting. Get medical attention. Wash with soap and water in case of skin contact.

3M and Scotchcast are trademarks of 3M Company.

Important Notice

All statements, technical information, and recommendations related to 3M's products are based on information believed to be reliable, but the accuracy or completeness is not guaranteed. Before using this product, you must evaluate it and determine if it is suitable for your intended application. You assume all risks and liability associated with such use. Any statements related to the product which are not contained in 3M's current publications, or any contrary statements contained on your purchase order shall have no force or effect unless expressly agreed upon, in writing, by an authorized officer of 3M.

Warranty; Limited Remedy; Limited Liability.

This product will be free from defects in material and manufacture for a period of one (1) year from the time of purchase. **3M MAKES NO OTHER WARRANTIES INCLUDING, BUT NOT LIMITED TO, ANY IMPLIED WARRANTY OF MERCHANTABILITY OR FITNESS FOR A PARTICULAR PURPOSE.** If this product is defective within the warranty period stated above, your exclusive remedy shall be, at 3M's option, to replace or repair the 3M product or refund the purchase price of the 3M product. **Except where prohibited by law, 3M will not be liable for any indirect, special, incidental or consequential loss or damage arising from this 3M product, regardless of the legal theory asserted.**

3M

Communication Markets Division

6801 River Place Blvd.
Austin, TX 78726-9000
1-800-426-8688
www.3MTelecommunications.com

Please Recycle. Printed in USA.
© 3M 2011. All Rights Reserved.
78-0013-3885-0-A



WWW.CABLEJOINTS.CO.UK
THORNE & DERRICK UK
TEL 0044 191 490 1547 FAX 0044 477 5371
TEL 0044 117 977 4647 FAX 0044 977 5582
WWW.THORNEANDDERRICK.CO.UK