



Scotch™ 23

All-Voltage Splicing Tape

Data Sheet



WWW.CABLEJOINTS.CO.UK
THORNE & DERRICK UK
TEL 0044 191 490 1547 FAX 0044 477 5371
TEL 0044 117 977 4647 FAX 0044 977 5582
WWW.THORNEANDDERRICK.CO.UK



Product Description

Scotch™ 23 Electrical Tape is a highly conformable self-fusing EPR (Ethylene Propylene Rubber) based, high voltage splicing tape. It is a non-vulcanising, shelf-stable tape with excellent electrical properties. 23 Tape can be used as an insulation for low-voltage applications as well as an insulation for splices up to 69kV.

Tape Features

- ❖ Can be used to splice and terminate cables whose emergency overload temperatures can reach 130°C.
- ❖ Based on Ethylene Propylene Rubber (EPR).
- ❖ Physical and electrical properties are unaffected by the degree of stretch.
- ❖ Self-fusing tape.
- ❖ Excellent electrical properties.
- ❖ A special polyester liner which will not stick to the tape upon unwind.
- ❖ Compatible with all solid dielectric cable insulation:-
 - Polyethylene (high and low density).
 - Cross-linked polyethylene (XLPE).
 - Polyvinyl chloride (PVC).
 - Butyl rubber.
 - Ethylene Propylene Rubber (EPR).
 - Oil-based rubber.

Applications

- ❖ Primary electrical insulation for splicing cable from 600V to 69kV on all solid dielectric cables.
- ❖ Primary insulation for building stress cones on cables up to 35kV on all solid dielectric cables.
- ❖ Jacketing on high-voltage splices and terminations.
- ❖ Moisture sealing electrical connections.
- ❖ Bus bar insulations.
- ❖ End sealing high-voltage cables.

Data – Typical Properties

Physical Properties

Test Method	Typical Value*
Colour	Black
Thickness ASTM-D4325	0.76mm
Tensile Strength ASTM-D4325	1.4KN/m
Ultimate Elongation ASTM-D4325	1000%
Operating Temperature	90°C (194°F)
Emergency Operating Temperature	130°C (266°F)
Fusion, ASTM-D4388	Passes
Thermal Conductivity	0.1208 Btu
ASTM-D1518	(hr)(sq ft) (°F per ft)
Modulus @ 130°C	See Section 5
Ozone Resistance ASTM-D4388	Passes

Electrical Properties

Test Method	Typical Value*
Dielectric Strength ASTM-D4325	
After Standard Conditioning	31.5 MV/m
After 96 hours @ 96% RH	>90% of Std Condition Value
Insulation Resistance ASTM-1000	
(Indirect method of electrolytic corrosion)	>1 x 10 ⁶ megohms
Dissipation Factor	See Section 5
Dielectric Constant	See Section 5
Dielectric Strength at elevated temperature	See Section 5

*This data is not to be used for specification. Values listed are for typical properties and should not be considered minimum or maximum.

Specifications

Product

The high-voltage corona-resistant tape must be based on ethylene propylene rubber and be capable of operation at the emergency cable temperature of 130°C (266°F). The tape must be capable of being applied in either the stretched or unstretched condition without any resulting loss in either physical or electrical properties.

The tape must not split, crack, slip or flag when exposed to various environments (indoor and outdoor). The tape must be compatible with all synthetic cable insulations. The tape must have a dissipation factor of less than 5% at 130°C (266°F) and must have a shelf life of 5 years.

Engineering/Architectural Specification

Splicing and terminating solid dielectric cables shall be done in accordance with drawings engineered by the splice material manufacturer such as the 2047 series available from 3M Company. All splices and terminations shall be insulated using Scotch™ Brand 23 Electrical Tape.

Characteristics and Test Data

Modulus at 130°C (266°F)

A high-voltage splicing tape must constantly maintain a rubber-like consistency throughout the life of a splice. One method of determining a rubber material consistency is by measuring the modulus of the material. The modulus of a material is the stress required to elongate the material to a given elongation.



WWW.CABLEJOINTS.CO.UK
THORNE & DERRICK UK
TEL 0044 191 490 1547 FAX 0044 477 5371
TEL 0044 117 977 4647 FAX 0044 977 5582
WWW.THORNEANDDERRICK.CO.UK



Scotch™ 23

All-Voltage Splicing Tape

Data Sheet

Figure 1 shows the 100% modulus (stress required to elongate 23 Tape to 100% elongation) after heat ageing the samples at 130°C (266°F) for a varying number of days. The results indicate a very stable product with excellent “body” or elasticity after oven ageing at 130°C (266°F).

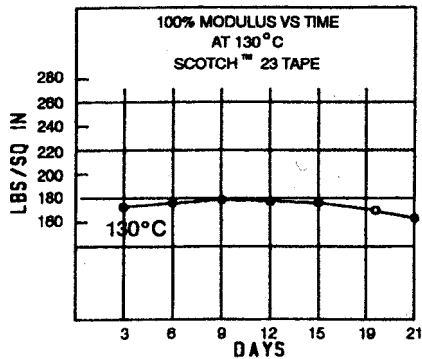


Figure 1

Dissipation Factor

Figure 2 shows the dissipation of 23 Tape. This test was run according to ASTM-D150 at a stress of 50 V/mil (2.0 MV/m) and a frequency of 60 cycles per second.

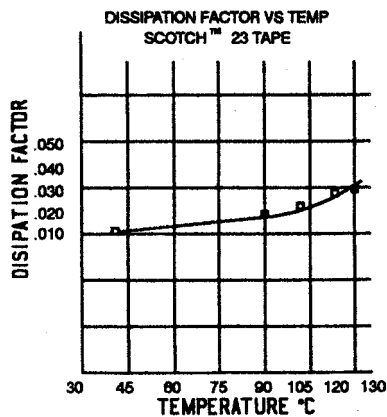


Figure 2

Dielectric Constant

Figure 3 shows the dielectric constant versus temperature of 23 Tape. This test was run according to ASTM-D150 at a stress of 50 V/mil (2.0 MV/m) and a frequency of 60 cycles per second.

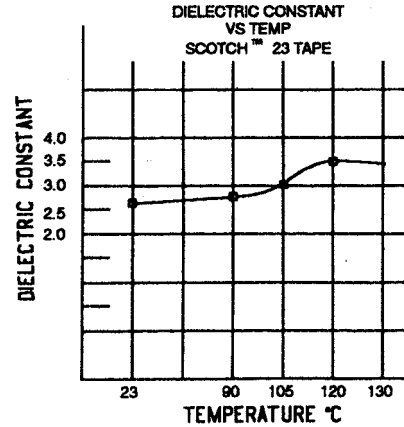


Figure 3

Dielectric Strength at Elevated Temperatures

A high-voltage splice must not only have a high dielectric strength at room temperature, but it must also have good values at the temperature at which it is expected to operate. Figure 4 shows a plot of dielectric strength versus temperature. This test was run according to ASTM-1000.

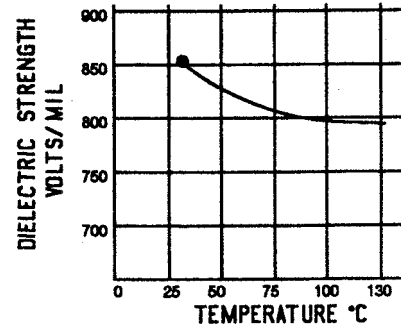


Figure 4



WWW.CABLEJOINTS.CO.UK
THORNE & DERRICK UK
 TEL 0044 191 490 1547 FAX 0044 477 5371
 TEL 0044 117 977 4647 FAX 0044 977 5582
 WWW.THORNEANDDERRICK.CO.UK

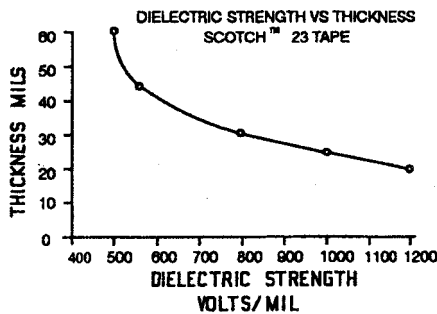
3M**Scotch™ 23****All-Voltage Splicing Tape**

Data Sheet

Dielectric Strength Versus Thickness

Figure 5 shows a plot of dielectric strength in volts per mil versus thickness. As can be seen by the curve, the dielectric strength in the original thickness of 0.76mm is 800 V/mil (31.5 MV/m).

However, the dielectric strength of a 0.51mm thickness of 23 Tape is 1200 V/mil (47.2 MV/m). This test was run according to ASTM-1000.

**Figure 5****Installation Techniques**

Scotch™ Brand 23 Electrical Tape should be applied in successive half-lapped, level-wound layers until desired build-up is reached. To eliminate voids in critical areas, highly elongate 23 Tape.

Stretch Tape in these critical areas just short of its breaking point. Doing so will not alter its physical or electrical properties. In less critical areas, less elongation may be used.

Normally, 23 Tape is stretched to $\frac{3}{4}$ of its original width in these less critical areas. Always attempt to half-lap to produce a uniform build-up. When using 23 Tape for splicing cables from 35kV to 69kV, always elongate the tape throughout the entire splice.

Maintenance

Under normal storage conditions, 23 Tape has a 5-year shelf life. The tape is not impaired by freezing nor by overheated storage up to the point of flow which prevents removal from the package.

Availability

Scotch™ Brand 23 Electrical Tape is available in the following roll sizes from your local authorised 3M electrical distributor:

19mm x 9M
25mm x 9M
51mm x 9M

Other lengths and widths are available by special request.

Complete Product and Use Specifications are available through the Electrical Products Division, 3M Company.

Important Notice

Technical information provided by 3M is based on experience and/or tests believed to be reliable, but their accuracy is not guaranteed and the results may not be relevant to every user's application. For this reason 3M does not accept responsibility or liability, direct or consequential, arising from reliance upon any information provided and the user should determine the suitability of the products for their intended use. Nothing in this statement will be deemed to exclude or restrict 3M's liability for death or personal injury arising from its negligence. All questions of liability relating to 3M products are governed by the seller's terms of sale subject where applicable to the prevailing law. If any goods supplied or processed by or on behalf of 3M prove on inspection to be defective in material or workmanship, 3M will (at its option) replace the same or refund to the Buyer the price paid for the goods or services. Except as set out above, all warranties and conditions, whether express or implied, statutory or otherwise are excluded to the fullest extent permissible at law. 3M and Scotch are trademarks of the 3M Company. Printed in the UK. © 3M United Kingdom PLC, 2001.



WWW.CABLEJOINTS.CO.UK
THORNE & DERRICK UK
TEL 0044 191 490 1547 FAX 0044 477 5371
TEL 0044 117 977 4647 FAX 0044 977 5582
WWW.THORNEANDDERRICK.CO.UK