

**EPKB****Heat-shrinkable medium voltage branch joints for single core polymeric cables up to 24 kV****Features**

- Shear bolt connector
- Connector and insulation in one kit
- Range taking kit
- Compact, robust and buriable

**Benefits**

- No special installation tools or dies needed
- No other engineering required
- Wide range of application
- Space saving, low total costs



CABLE JOINTS, CABLE TERMINATIONS, CABLE GLANDS, CABLE CLEATS  
FEEDER PILLARS, FUSE LINKS, ARC FLASH, CABLE ROLLERS, CUT-OUTS

11KV 33KV CABLE JOINTS & CABLE TERMINATIONS

FURSE EARTHING

[www.cablejoints.co.uk](http://www.cablejoints.co.uk)

**Thorne and Derrick UK**

Tel 0044 191 490 1547 Fax 0044 191 477 5371

Tel 0044 117 977 4647 Fax 0044 117 9775582

## EPKB

# Heat-shrinkable medium voltage branch joints for single core polymeric cables up to 24 kV

Today's networks must achieve higher levels of reliability and flexibility to meet the demands of their operators who are under increasing pressure to decrease the networks' costs. The result is that engineers are looking at new ways to optimize the configuration of their networks.

In response to these demands Raychem has developed a range of easy to install, medium voltage branch joints for single core polymeric cables.

EPKB joints use shear bolt connectors to simplify the interconnection of conductors. Heat-shrinkable insulating components supply pre-engineered thicknesses of insulation and stress control material. This is a major step forward in comparison with traditional taping solutions.

### Network applications

The long-term reliability of polymeric cables in combination with modern fault finding techniques has opened up many economically attractive opportunities for solid branch joint connections.

The branch joints are sealed in robust heat-shrinkable jackets and are suitable for direct burial which saves valuable space in comparison with traditional link boxes or switchgear. EPKB branch joints can also be used to reduce the amount of cables required for making connections to transformers remote from the distribution ring.

### Raychem's flexible solution

Given the difficulties of both connecting the conductor and providing the insulation for the more complex geometry of a branch joint, Raychem's solution provides a complete kit including both connector and insulation.

Many of the joint's basic components are already used in Raychem's heat-shrinkable elastomeric joints proven in millions of installations all over the world. The heart of the insulation is a thick-wall elastomeric tubing designed to conform tightly with the stress control system and the connector.



### Special features

The design of the connector, specially engineered to fit the insulation components, also enables the user to connect different conductor sizes. This provides great flexibility in the range of cables which can be connected in this branch joint.


The connector uses bolts designed to shear off at a preset level of torque and is installed with a standard socket set. This technique ensures that the connector performs consistently for a wide range of conductor diameters.

As the installation of the complete joint is similar to the installation of a heat-shrinkable inline joint, time requirements are low and no additional installer skills are needed.

The complete kit has been tested to meet Raychem's performance standards.

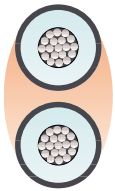
For performance specifications and available sizes please see last page.





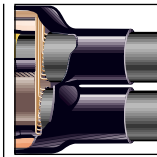
**Electrical stress control**

The mechanical connector is covered with yellow void filler tape and JSCR stress control tubing. These are the same materials used in Raychem's inline medium voltage joints.



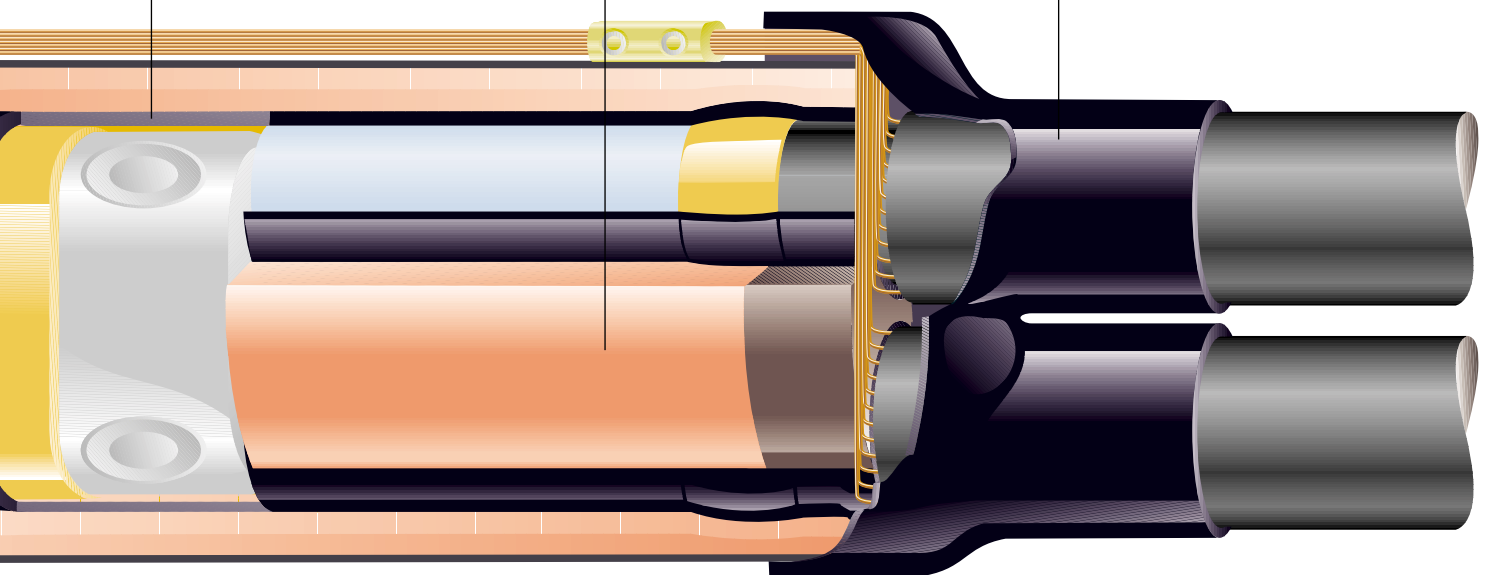
**Spacer profile**

This specially extruded profile is made from a red high-performance insulating elastomer. The material properties guarantee a void-free crutch filling and tight electrical interfaces between the two branch cables.



**Breakout cap**

The adhesive coated two finger breakout provides water sealing for the branch side in the same way as the jacket does for the single side. This also gives the flexibility needed to ensure good sealing under temperature changes due to load cycling.



Test Sequence		Test Voltage		Result
		Highest Voltage for Cable U <sub>m</sub> (kV)		
		12/17	24	
<b>A.C. Voltage Withstand</b>	1 min	25	55	no breakdown
<b>Partial Discharge</b>		12	24	≤ 20 pC
<b>Impulse Voltage Withstand</b>	10 positive and 10 negative, 1.2/50 μs, between conductor and grounded screen	95	150	no breakdown
<b>Load Cycling</b>	63 cycles 5 h heating, 3 h cooling Conductor temperature on XLPE cables: 95°	15	30	no breakdown
<b>Partial Discharge</b>		12	24	≤ 20 pC
<b>Thermal Short Circuit</b>	1 s symmetrical fault with conductor temperature as in the cable specification			no functional damage
<b>Load Cycling</b>	as above, with cable in 1 m water (oversheath removed)	15	30	no breakdown
<b>Partial Discharge</b>	as above	12	24	≤ 20 pC
<b>A.C. Voltage Withstand</b>	4 h	24	48	no breakdown
<b>Impulse Voltage Withstand</b>	repeat	95	150	no breakdown
<b>D.C. Voltage Withstand</b>	30 min	48	96	no breakdown
<b>Notes:</b>	1. U <sub>m</sub> is the highest phase to phase voltage. All other voltages are stated as phase to ground values. 2. Further details are given in Raychem specification PPS 3013.			

**Selection Table**

Voltage class	Conductor cross-section	Overall cable diameter		Min. diameter over insulation of main cable	EPKB kit description
		min	max		
12	35- 95	23.5	32	14.8	EPKB 12A 1XU-2XU
	95-150	26.0	37.5	19.3	EPKB 12B 1XU-2XU
	185-300	32.1	43	23.9	EPKB 12C 1XU-2XU
24	35- 95	25.2	38	19.0	EPKB 24A 1XU-2XU
	95-150	31.8	40	23.5	EPKB 24B 1XU-2XU
	185-300	36.4	47	28.1	EPKB 24C 1XU-2XU

For other combinations of cable sizes or information for 36 kV cables, please contact your local sales representative.

All of the above information, including drawings, illustrations and graphic designs, reflects our present understanding and is to the best of our knowledge and belief correct and reliable. Users, however, should independently evaluate the suitability of each product for the desired application. Under no circumstances does this constitute an assurance of any particular quality or performance. Such an assurance is only provided in the context of our product specifications or explicit contractual arrangements. Our liability for these products is set forth in our standard terms and conditions of sale. ALR, AMP, AXICOM, B&H, BOWTHORPE EMP, DORMAN SMITH, DULMISON, GURO, HELLSTERN, LA PRAIRIE, MORLYNN, RAYCHEM, and SIMEL are trademarks. CROMPTON is a trademark of Crompton Parkinson Ltd. and is used by Tyco Electronics under licence.



**Energy Division – a pioneer in the development of economical solutions for the electrical power industry. Our product range includes: cable accessories, connectors & fittings, electrical equipment, instruments, lighting controls, insulators & insulation enhancement and surge arresters.**



For more information and your country contact person, please visit us at:  
<http://energy.tycoelectronics.com>



CABLE JOINTS, CABLE TERMINATIONS, CABLE GLANDS, CABLE CLEATS, FEEDER PILLARS, FUSE LINKS, ARC FLASH, CABLE ROLLERS, CUT-OUTS

11KV 33KV CABLE JOINTS & CABLE TERMINATIONS  
 FURSE EARTHING  
 www.cablejoints.co.uk  
 Thorne and Derrick UK  
 Tel 0044 191 490 1547 Fax 0044 191 477 5371  
 Tel 0044 117 977 4647 Fax 0044 117 977 5582