

Lockout/Tagout Products

TABLE OF CONTENTS

Training	3 - 4
OSHA Compliance Manual	3
Training Video and Handbooks	3
CD-ROM Interactive Lockout/Tagout Training Program	4
Lockout Steps Wallet Card.....	4
Lockout Devices.....	5 - 12
Circuit Breaker Lockouts	5 - 6
Multiple Lockout Device	7
Plug and Cord Lockouts.....	7 - 8
Receptacle Blockout	8
Wall Switch Lockouts	9
Valve Lockouts	10
Lockout Kits and Stations.....	11 - 12
Padlocks, Hasps and Accessories	13 - 16
Padlocks.....	13 - 14
Lockout Hasps	15
Padlock Accessories	15 - 16
Tags, Signs and Labels.....	16 - 29
Safety Tags	16 - 20
Marker Pens.....	21
Safety Signs.....	22 - 26
SAFETY EASE™ Safety Sign Software and Accessories	27 - 28
Voltage Markers	29 - 30
Electrical Warning Labels	31 - 32
ISO Labels	33



Lockout/Tagout Requirements

The Occupational Safety and Health Administration (OSHA) has mandated that all energy sources be turned off and locked out to protect employees from injuries caused by the accidental startup of equipment under repair or service. This is outlined in OSHA standard 29CFR 1910.147.

Panduit has developed a complete program to help you comply with these standards:

- Full line of lockout devices, tags, and signs for a variety of energy sources
- Compliance manuals to help you understand the regulations and implement a compliance program
- Training videos, interactive CD-ROM programs and handbooks for your employees



OSHA Compliance Manual

The Lockout Compliance Manual takes you step-by-step through the process of bringing your company into compliance with OSHA Standard 29CFR 1910.147.

Topics covered:

- Background, scope and purpose of the regulation
- Process of developing a lockout/tagout plan
- How to write your company's lockout/tagout policy
- Establishing lockout/tagout procedures for equipment in your plant
- Implementing a lockout/tagout training program

Also included:

- Forms to administer your program
- Sample programs and procedures

Part Number	Description	Std. Pkg.*
PSL-LCM	OSHA Compliance Manual	1



Lockout Regulations Training Video and Handbooks



"A Life is on the Line" Lockout/Tagout Training Program (English or Spanish)

This training program is designed to protect your employees and helps put you into compliance with OSHA Lockout/Tagout general training requirements quickly, easily and at low cost.

This complete package includes:

- Lockout/Tagout Regulations Video
- 10 Participant Guides with Quizzes
- 10 Certificate of Completion Cards
- Leaders Guide complete with Quiz Key
- Training Log
- Lockout/Tagout samples
- Panduit Lockout/Tagout Bulletin

Part Number	Description	No. Guides and Cards Included	Std. Pkg.*
PSL-LTP	Complete English Program - VHS Format Video	10	1
PSL-LTPA	Complete English Program - PAL Format Video	10	1
PSL-LTM	Replacement English Participant Guides and Completion Cards	10	1
PSL-LTPS	Complete Spanish Program - VHS Format Video	10	1
PSL-LTMS	Replacement Spanish Participant Guides and Spanish Completion Cards	10	1



Group Lockout Video

"Your Lock is Your Key to Life" Training Program provides thorough instruction on OSHA recommended safety practices and procedures for group lockout — multi-craft / multi-shift lockout operations.

This complete package includes:

- Group Lockout / Tagout Video
- Leader's Guide with Quiz Key
- Training Log
- 25 PSL-STEPS Lockout Steps Wallet Cards
- 10 Participant Guides with Quizzes
- 10 Certificate of Completion Cards
- Lockout/Tagout samples
- Panduit Lockout/Tagout Bulletin

Part Number	Description	No. Guides and Cards Included	Std. Pkg.*
PSL-LTPGP	Complete English Program - VHS Format Video	10	1
PSL-LTMGP	Replacement English Participant Guides and Completion Cards	10	1



CD-ROM Interactive Lockout/Tagout Training Program

Increase employee retention of critical lockout/tagout requirements and related safe work practices with the "A Life Is On The Line" interactive CD-ROM Training Course. The Panduit "A Life Is On The Line" video is featured along with audio, text and graphics to provide a time and cost effective method of lockout/tagout training.

At their own pace, employees will learn:

- General Lockout/Tagout Requirements
- Proper Shutdown and Startup Procedures
- Lockout and Tagout Device Requirements and Applications
- Proper Installation of Common Lockout Devices

- Correct test answers and rationale are featured immediately after an incorrect response
- Post test evaluation identifies subject areas associated with incorrect responses to allow trainer to focus on individual follow up training
- Create Certificates of Completion and maintain training and test records for OSHA compliance
- Approximate course completion time: 30 to 60 minutes
- English only

This self-instructive program includes:

- CD-ROM interactive training program
- 25 PSL-STEPS Lockout Steps Wallet Cards
- 10 Quick Reference Lockout Steps / Certificate of Completion Cards
- Quick Start Trainer and Trainee Guide
- Panduit Lockout/Tagout Bulletin
- Lockout/Tagout Samples

Minimum System requirements:

- 486 processor
- WINDOWS[^] 95, 98, 3.x or NT 4.0
- 4 Mb RAM
- 10 Mb free hard disk space
- 2X speed CD-ROM drive (4X speed recommended)
- WINDOWS compatible sound card and mouse
- 640 x 480 monitor (800 x 600 recommended)
- 256 color VGA display (SVGA recommended)

Part Number	Description	Std. Pkg.*
PSL-LTPCD	CD-ROM Interactive Lockout/Tagout Training Program	1
PSL-LTPCD-5	Site License for 5 Users	1

[^] WINDOWS is a registered trademark of Microsoft Corp.

DANGER

A LIFE IS ON THE LINE!

OSHA LOCKOUT STEPS SHUTDOWN

Inform operator and supervisor about work to be done

- 1) Prepare for shutdown
- 2) Shutdown/turn off equipment
- 3) Isolate from energy source
- 4) Apply lockout/tagout to energy isolating device
- 5) Release all potentially hazardous stored or residual energy
- 6) Verify the isolation

STARTUP

- 1) Assure equipment operationally intact, clear all personnel & tools
- 2) Notify all affected employees about startup and lockout/tagout device removal
- 3) Assure lockout/tagout is removed from each energy-isolating device
(See section 6(e) and 6(f) of 29 CFR 1910.147 for specific requirements of the standard)

Lockout Steps / Calendar Wallet Card

- Provide those employees responsible for lockout/tagout procedures with a constant reminder of the OSHA recommended steps for shutdown and startup
- Semi-rigid card fits easily in wallet
- Current year calendar is printed on back side

Part Number	Description	Size In. (mm)	Std. Pkg.*
PSL-STEPS	Lockout Steps / Calendar Wallet Card	2.13 x 3.38 (54 x 86)	1 Pkg. (25 cards)

Universal Circuit Breaker Lockout



Individual circuit breakers can be locked in off position without locking out the entire panel.

- Shroud over set screw prevents tampering with the device during lockout procedures
- Accommodates breaker handles with 0.30" - 0.60" (8 x 15 mm) high and 0.25" - 0.44" (6 x 11 mm) thick switches
- Compact, universal design fits wide range of single, double and triple handle circuit breakers
- Easily attached with no modifications to panel or circuit breaker
- Does not require hole in circuit breaker handle



Part Number	Description	Std. Pkg.*
PSL-CB	Universal Circuit Breaker Lockout	1

Lockout Device for use with Square D I-LINE[▲] and Federal Pacific (FPE) Circuit Breakers



Individual circuit breakers can be locked in off position without locking out the entire panel.

- Accommodates a wide range of Square D I-LINE[▲] and equivalent circuit breaker brands and styles as well as Federal Pacific (FPE) breakers
- Compact, lightweight
- Easily attached with no modifications to panel or circuit breaker
- Rugged stainless steel/nylon construction offers great strength, durability, added security and corrosion resistance
- Shroud over set screw prevents tampering with the device during lockout procedures
- Compatible with a wide variety of circuit breakers



Part Number	Description	Std. Pkg.*
PSL-CBIL	Lockout Device for use with Square D I-LINE [▲] / Federal Pacific (FPE) Circuit Breakers	1

Installation instructions for PSL-CB and PSL-CBIL



Turn switch to off position. Place lockout over desired switch.



Tighten set screw securely with standard screwdriver.



Attach padlock and tag.



Verify that the lockout device secures the disconnect in a safe or off position.

To lockout mini circuit breakers, see PSL-WS on [page 9](#).

[▲]I-LINE is a Registered Trademark of Square D Company.

*Order number required in multiples of Std. Pkg.

Molded Case / Enclosed Systems Circuit Breaker Lockout



- Accommodates breaker handle dimensions up to 0.80" thick x 3.00" wide (20 x 76 mm)
- Secures and prevents re-engaging of the breaker handle
- Easy installation — no installation tools required
- Accepts Panduit PSL-3, PSL-4, PSL-5 and PSL-11 Lock Series (see [pages 13-14](#))
- Rugged stainless steel/nylon construction offers great strength, durability, added security and corrosion resistance

Designed to lockout a wide range of 3 phase circuit breakers (277V and above).

Part Number	Description	Std. Pkg.*
PSL-CBL	Molded Case / Enclosed Systems Circuit Breaker Lockout	1



Verify circuit breaker is de-energized. Place lockout device over breaker with the handle centered in lockout opening.



Turn the toggle set screw knob and tighten firmly against breaker handle.



Rotate and flip toggle set screw upwards.



Install lock and tag and test for security. Verify that the lockout device secures the disconnect in a safe or off position.

Circuit Breaker Lockout Kit

Contains:
PSL-CB
PSL-CBIL
PSL-CBL



- Contains three circuit breaker lockout devices that will secure and prevent the re-engaging of a variety of commercial, institutional and industrial circuit breakers, including:
 - Single, double, triple pole
 - Square D **I-LINE**▲ and equivalent circuit breaker brands and styles
 - Federal Pacific (FPE)
 - Molded case/enclosed systems
- Quick and easy to install
- Rugged nylon construction offers great strength and durability



Part Number	Description	Std. Pkg.*
PSL-CBKIT	Circuit Breaker Lockout Kit	1 kit

Lockout Warning Strip Labels




- Write-on area for adding your own warning message
- Label removes easily after repairs are completed
- Features the international prohibition symbol for "Do Not Throw Switch"

Part Number	Material	Marker Size In. (mm)	Markers Per Book	Std. Pkg.*
PSL-CBWL	GMC1 Vinyl Cloth	4.84 x 0.54 (123 x 14)	60	1

Designed as a warning device to prohibit tampering with push buttons during lockout operations.

NOTE: This is not a lockout device.

Multiple Lockout Device



Only one device needed to perform a variety of lockout functions:

- Rugged stainless steel/nylon construction offers great durability, strength, added security and corrosion resistance
- Compact and easy to install
- One six foot vinyl coated galvanized steel cable with loop hole included with every lockout!

Part Number	Description	Std. Pkg.*
PSL-MLD	Multiple Lockout Device; includes lockout hasp and cable	1
PSL-MLDC	6 ft. (1.8 m) vinyl coated galvanized steel cable with loop hole, 0.19" (4.8 mm) diameter. Combine several cables to extend cable length.	1
PSL-MLDC200	200 ft. (61.0 m) vinyl coated galvanized steel cable on roll, no loop hole, 0.19" (4.8 mm) diameter	1
PSL-MLDH-X	PSL-MLD Lockout Hasps without cable	10

Lockout Single or Multiple Disconnects



Lockout Gate Valve Device



Immobilize Large or Cumbersome Devices



Plug Lockout



- Lockout device for a wide range of plug connector applications (see [page 8](#) for other plug types)
- Requires a hole in a blade of the plug
- Should be used with locks that have a minimum shackle length of 1.5" (38 mm)

Part Number	Description	Std. Pkg.*
PSL-P	Plug Lockout	1

Prevents a plug from being plugged in.



Place PSL-P Lockout through the hole in blade of plug.



Insert padlock shackle through both holes in the lockout and lock padlock.



Verify that lockout cannot be removed from plug and that plug blades cannot be inserted into a receptacle. Add safety tag.

PANDUIT® Cord and Receptacle Lockouts

Global Plug Lockout



- Compact, universal design accommodates most 220-240 volt plugs
- Quickly and easily installed
- Nylon construction offers great strength and durability
- Accepts Panduit PSL-3, PSL-4, PSL-5 and PSL-11 series locks (see [pages 13-14](#))
- Requires lock with shackle diameter between 0.20" (6 mm) and 0.37" (9 mm)
- Note: cannot be used with North American 120 VAC plugs

Part Number	Description	Std. Pkg.*
PSL-PI	Global Plug Lockout	1

Prevents a plug from being plugged in.

Cord Lockouts



- Two sizes to accommodate small and large plugs
- Locks must have 0.38" (10 mm) or smaller shackle diameter

Part Number	Description	Inside Dimension In. (mm)	Std. Pkg.*
PSL-CL110	Lockout for 120 Volt AC Cord	2.00 x 2.00 x 3.50 (51 x 51 x 89)	1
PSL-CL480	Lockout for 240-480 Volt AC Cord	3.25 x 3.25 x 6.5 (83 x 83 x 165)	1

Prevents a plug from being plugged in.

Receptacle Blockout




- Prevent overloading the circuit, which may cause damage to equipment plugged into the other receptacle
- Prevent use of the open receptacle for devices which may induce electrical interference in computer equipment, causing data transmission problems or damage of computer controlled equipment

Part Number	Description	Std. Pkg.*
PSL-ERB	Blockout for open electrical receptacles	1

Used to prevent use of an open electrical receptacle.



Place PSL-ERB blockout device over outlet so that the hole pattern in the blockout lines up with the 3 holes in the receptacle to be used.



Insert plug into the receptacle. The blockout is now held firmly in place by the plug and the second receptacle is blocked out.

Toggle Switch Lockout



- Compact, secure design fits most toggle switches and some small circuit breakers
- Accommodates switches 0.45" - 0.78" (12.2 - 19.8 mm) high x 0.25" - 0.38" (6.4 - 9.6 mm) wide x 0.25" - 0.40" (6.4 - 10.2 mm) thick
- Easily attached without removal of face plate or screws
- Quick installation with standard screwdriver

Part Number	Description	Std. Pkg.*
PSL-WS	Toggle Switch Lockout	1

For locking out electrical supply controlled by ordinary toggle switches.


Lock out toggle switches without removing faceplates screws



Turn switch to desired position. Place lockout over switch.




Tighten set screw securely with a standard screwdriver.



Attach padlock and tag. Test to insure secure lockout.

Lock out mini circuit breakers



Toggle / Rocker Switch Lockout




- Versatile design allows lockout of both toggle and rocker switches
- Install device using faceplate screws

Part Number	Description	Std. Pkg.*
PSL-WS1A	Toggle / Rocker Switch Lockout	1

For locking out electrical supply controlled by toggle or rocker switches.

Gate Valve Lockouts



Prevents valve handle from being turned. Slip lockout over valve handle and attach padlock.

- Four colors and five sizes to fit valve handles up to 13" (330 mm)
- Fast and easy to apply
- Locks must have a 0.3" (8 mm) or smaller shackle diameter with a 1.0" (25 mm) minimum shackle clearance

Part Number				Valve Handle Size In. (mm)	Std. Pkg.*
RED	BLUE	GREEN	YELLOW		
PSL-V2	PSL-V2BLU	PSL-V2GRN	PSL-V2YEL	1.0 - 2.5 (25 to 64)	1
PSL-V4	PSL-V4BLU	PSL-V4GRN	PSL-V4YEL	2.5 - 5.0 (64 - 127)	1
PSL-V6	PSL-V6BLU	PSL-V6GRN	PSL-V6YEL	5.0 - 6.5 (127 - 165)	1
PSL-V9	—	—	PSL-V9YEL	6.5 - 10.0 (165 - 254)	1
PSL-V13	—	—	PSL-V13YEL	10.0 - 13.0 (254 - 330)	1



PSL-V2BLU



PSL-V4YEL



PSL-V6GRN



PSL-V9

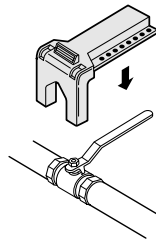
Ball Valve Lockouts



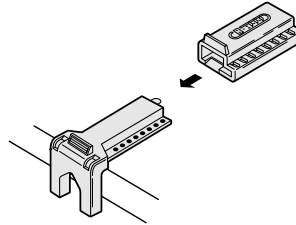
Prevents valve handle from being turned.

- Two sizes for ball valves up to 3" (76 mm)
- PSL-BV1 (only) may be attached with valve in open or closed position
- Locks must have a 0.3" (8 mm) or smaller shackle diameter with a 1.0" (25 mm) minimum shackle clearance

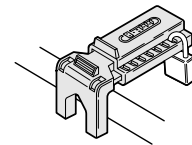
Part Number	Valve Size In. (mm)	Std. Pkg.*
PSL-BV1	0.25 to 1.00 (13 to 25)	1
PSL-BV2	1.25 to 3.00 (32 to 76)	1



Cover valve handle with cover.



Slide multiple lock piece over cover.



Attach padlock(s).

Electrician's Lockout Kit



Part Number	Contents	Std. Pkg.*
PSL-PK-EA	(1) Screwdriver (1) PSL-PK Pouch (1) PSL-5RED-LS Long Shackle Padlock w/Red Label (1) PSL-MLD Multiple Lockout Device (1) PSL-WS Wall Switch Lockout (1) PSL-CB Circuit Breaker Lockout (1) PSL-P Plug Lockout (5 Tags) PVT-30 Electricians Blocking Tags	1

For the individual electrician to lockout a variety of electrical sources.

Power and Panel Distribution Lockout Kit



Part Number	Contents	Std. Pkg.*
PSL-KT-PWR	(1) Screwdriver (1) PSL-STATION Metal Wall Mount Cabinet (2) PSL-5RED-LS Long Shackle Padlocks w/Red Labels (1) PSL-MLD Multiple Lockout Device (2) PSL-CB Circuit Breaker Lockouts (2) PSL-CBL Molded Case / Enclosed Systems Circuit Breaker Lockouts (2) PSL-CBIL Circuit Breaker Lockouts (1) PSL-P Plug Lockout (25 Tags) PVT-23-Q "DO NOT OPERATE ELECTRICIANS AT WORK" Tags	1

For locking out circuit breakers and disconnect switches in a variety of pole sizes, amperages and voltages.

Metal Wall Mount Cabinet

Part Number	Description	Dimensions In. (mm)	Std. Pkg.*
PSL-STATION	Can be purchased separately and filled with your own variety of lockout devices and tags (Non-lockable)	14.75 x 10.25 x 4.63 (375 x 260 x 117) with two 0.38 (9) mounting holes	1

Mount close to power and distribution panels



Station is equipped with a stop hinge door so lockout devices won't fall out



Durable steel case is also portable



*Order number required in multiples of Std. Pkg.

PANDUIT® Lockout Kits and Lockout Stations

Contractor Lockout Kit



For the Electrical Contractor to identify personnel working on a project required to be locked out and provide lockout capability for many projects.

Part Number	Contents	Std. Pkg.*
PSL-KT-CONA	(1) Screwdriver (1) PSL-KT Carrying Case - 5.0" x 3.5" x 11.0" (127 x 89 x 279 mm) (3) PSL-5RED-LS Long Shackle Padlocks w/Red Labels (3) PSL-5RED Standard Shackle Padlocks w/Red Labels (1) PSL-1A Lockout Hasp - 1.0" (25 mm) Jaw Diameter (1) PSL-MLD Multiple Lockout Device (3) PSL-WS Wall Switch Lockouts (3) PSL-CB Circuit Breaker Lockouts (3) PSL-P Plug Lockouts (15 Tags) PVT-98 "EQUIPMENT LOCKED OUT BY..." Safety Tags	1


MRO Lockout Kit



For Maintenance Departments who must lockout a variety of electrical and mechanical energy sources for departmental work.

Part Number	Contents	Std. Pkg.*
PSL-KT-MROA	(1) Screwdriver (1) PSL-BX Carrying Case - 6.5" x 5.0" x 14.5" (32 x 127 x 368 mm) (3) PSL-5RED-LS Long Shackle Padlocks w/Red Labels (1) PSL-MLD Multiple Lockout Device (2) PSL-WS Wall Switch Lockouts (2) PSL-CB Circuit Breaker Lockouts (2) PSL-P Plug Lockouts (1) PSL-V4RED Gate Valve Lockout - 5.0" (127 mm) (1) PSL-V2RED Gate Valve Lockout - 2.5" (64 mm) (1) PSL-BV2 Ball Valve Lockout - 3.0" (76 mm) (1) PSL-CL110 110V Plug Lockout (10 Tags) PVT-44 "DO NOT OPERATE" Maintenance Tags	1


Lockout Stations



- Convenient way to store departmental or personal lockouts
- Durable rigid base with plastic hanging hooks for locks

Part Number	Description	Size In. (mm)	Std. Pkg.*
PSL-20SWC	Departmental Lockout Station Components include: (20) PSL-3RED padlocks (keyed differently) (25) PVT-98 safety tags (25) PVT-41 safety tags (6) PSL-1.5 lockout hasps	24.0 x 19.0 (610 x 483)	1
PSL-20S	Station Only		
PSL-10SWC	Ten Lock Station Components include: (10) PSL-3RED padlocks (keyed differently) (15) PVT-98 safety tags (10) PVT-41 safety tags (3) PSL-1.5 lockout hasps	12.0 x 19.0 (305 x 483)	1
PSL-10S	Station Only		
PSL-4SWC	Personal Lockout Station Components include: (4) PSL-3RED padlocks (keyed differently) (15) PVT-98 safety tags (3) PSL-1.5 lockout hasps	12.0 x 9.5 (305 x 241)	1
PSL-4S	Station Only		

Safety Lockout Padlocks



Each lock keyed differently and supplied with 1 key and 2 padlock labels.

NOTE: These locks can be master keyed or keyed alike. These locks can also be custom engraved. See Custom Lock Options on [page 14](#).

- Rugged, lightweight Xenoy[†] plastic body with non-hardened steel shackle
- Supplied with padlock labels in English, Spanish and French
- Short body: 1.50" x 1.75" (38 x 44 mm)
- Long body: 1.50" x 3.00" (38 x 76 mm), allows for identification from greater distances
- Shackle: 0.25" (6 mm) diameter x 1.50" (38 mm) length

Part Number		Description	Std. Pkg.*
Short Body	Long Body		
PSL-4BLU	PSL-4BLU-LB	Blue Lock	6
PSL-4BLK	PSL-4BLK-LB	Black Lock	6
PSL-4GRN	PSL-4GRN-LB	Green Lock	6
PSL-4ORG	PSL-4ORG-LB	Orange Lock	6
PSL-4PRP	PSL-4PRP-LB	Purple Lock	6
PSL-4RED	PSL-4RED-LB	Red Lock	6
PSL-4TEL	PSL-4TEL-LB	Teal Lock	6
PSL-4YEL	PSL-4YEL-LB	Yellow Lock	6

[†]Xenoy is a registered trademark of General Electric

High Security Padlocks with Color Coded Lock Body




Each lock keyed differently and supplied with 2 keys.

NOTE: These locks can be master keyed or keyed alike. These locks can also be custom engraved. See Custom Lock Options on [page 14](#).

- Aluminum padlock with hardened steel shackles
- Powder coated finish resists scratches
- Ideal for corrosive and tough environments
- 30% lighter than laminated steel
- 0.25" (6 mm) diameter shackle

Part Number		Description	Std. Pkg.*
1" (25 mm) Shackle	3" (76 mm) Shackle		
PSL-11BLU	PSL-11BLU-LS	Blue Lock	6
PSL-11BLK	PSL-11BLK-LS	Black Lock	6
PSL-11GRN	PSL-11GRN-LS	Green Lock	6
PSL-11ORNG	PSL-11ORNG-LS	Orange Lock	6
PSL-11RED	PSL-11RED-LS	Red Lock	6
PSL-11YEL	PSL-11YEL-LS	Yellow Lock	6

Laminated Steel Padlocks with Color Coded Bumper



Each lock keyed differently and supplied with 2 keys.

NOTE: These locks can be master keyed or keyed alike. See Custom Lock Options on [page 14](#).
These locks not suitable for custom engraving.

- Laminated steel, pin tumbler lock
- Double-locking, case-hardened steel shackle
- Bumper color identifies the department or an individual depending on the operation size
- 0.28" (7 mm) diameter shackle

Part Number		Description	Std. Pkg.*
3/4" (19 mm) Shackle	2" (51 mm) Shackle		
PSL-3BLUE	PSL-3BLUE-LS	Lock with Blue Bumper	6
PSL-3BLACK	PSL-3BLACK-LS	Lock with Black Bumper	6
PSL-3GREEN	PSL-3GREEN-LS	Lock with Green Bumper	6
PSL-3RED	PSL-3RED-LS	Lock with Red Bumper	6
PSL-3WHITE	PSL-3WHITE-LS	Lock with White Bumper	6
PSL-3YELLOW	PSL-3YELLOW-LS	Lock with Yellow Bumper	6


Keyed Alike Laminated Steel Padlocks

- Ready to ship sets of PSL-3 series locks keyed alike. To order keyed alike locks for other styles or master keyed locks, see the Custom Lock Options at the bottom of this page.

Part Number						Locks Per Set	Std. Pkg.*
Blue Bumper	Black Bumper	Green Bumper	Red Bumper	White Bumper	Yellow Bumper		
PSL-3BLU-KA2	—	—	PSL-3RED-KA2	PSL-3WHT-KA2	—	2	1
PSL-3BLU-KA3	—	PSL-3GRN-KA3	PSL-3RED-KA3	—	PSL-3YEL-KA3	3	1
—	—	—	PSL-3RED-KA4	—	—	4	1
—	—	—	PSL-3RED-KA5	—	—	5	1
PSL-3BLU-KA6	—	PSL-3GRN-KA6	PSL-3RED-KA6	—	—	6	1
PSL-3BLU-KA10	PSL-3BLK-KA10	—	PSL-3RED-KA10	—	—	10	1

*Order number of sets required in multiples of Std. Pkg.

Value Line Padlocks with Color Coded Labels



- Economical padlock has laminated steel body with case hardened, corrosion resistant steel shackle and double steel ball locking system
- All locks have black bumpers and are supplied with color coded self-laminating padlock labels. Labels are designed with blank write-on area for name and department designation and can be marked with pencil or Panduit Marking Pens found on [page 21](#). Additional labels are found on [page 16](#).
- 0.25" (6 mm) shackle diameter

Each lock keyed differently and supplied with 2 keys and colored padlock label.

NOTE: These locks not suitable for custom engraving and cannot be master keyed or keyed alike.

Part Number		Description	Std. Pkg.*
3/4" (19 mm) Shackle	2.5" (64 mm) Shackle		
PSL-5BLU	—	Lock with Blue Padlock Label	6
PSL-5BLK	—	Lock with Black Padlock Label	6
PSL-5GRN	—	Lock with Green Padlock Label	6
PSL-5RED	PSL-5RED-LS	Lock with Red Padlock Label	6
PSL-5WHT	—	Lock with White Padlock Label	6
PSL-5YEL	—	Lock with Yellow Padlock Label	6

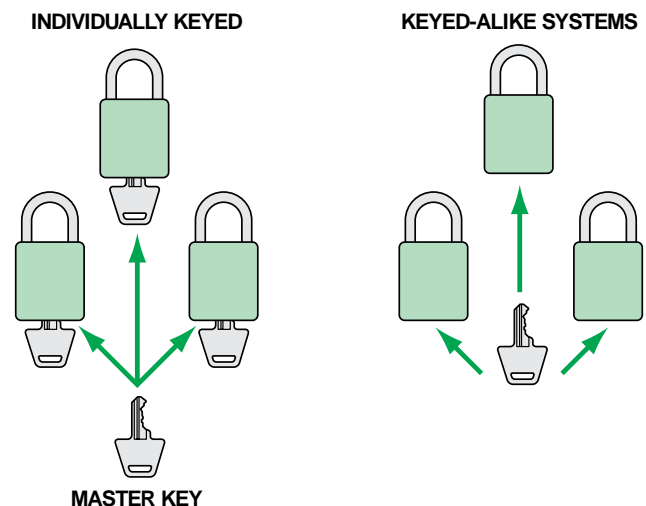
*Order number required in multiples of Std. Pkg.

Custom Lock Options


Padlocks are available with the following common lock options:

- Master keying
 - Keyed-alike locks
 - Variety of lock sizes and shackle lengths
 - Available in brass for harsh environments
 - Engraving available on PSL-4 Safety Lockout and PSL-11 High Security Padlocks
- See Generic Lock Order Form on [page 34](#).

Note: Excludes PSL-5 Value Line Padlocks




Lockout Hasps



More than one worker can lockout the same energy source for added safety. Heavy duty hasps (PSL-HD1 and PSL-HD3) have tamper-proof design for added security.

Part Number	Description	Max. No. Locks	Std. Pkg.*
PSL-MLD	Multiple Lockout Device; includes lockout hasp and cable	6	1
PSL-MLDH-X	PSL-MLD Lockout Hasps without cable	6	10
PSL-1	Hasp with 1.0" (25 mm) Diameter Jaw and Overlapping Tabs	6	12
PSL-1.5	Hasp with 1.5" (38 mm) Diameter Jaw and Overlapping Tabs	6	12
PSL-1A	Hasp with 1.0" (25 mm) Diameter Jaw	6	12
PSL-1.5A	Hasp with 1.5" (38 mm) Diameter Jaw	6	12
PSL-HD1	Heavy Duty Hasp with 1.0" x 1.0" (25 x 25 mm) Clearance	5	12
PSL-HD3	Heavy Duty Hasp with 1.0" x 3.0" (25 x 76 mm) Clearance	7	12

Metal I.D. Tags and Collars



Part Number	Description	Std. Pkg.*
PSL-TG1	Brass identification tag	12
PSL-SC	Shackle Collar for attaching tags to padlocks	12
MTB1D-Q	Brass identification tag 1.00" (25 mm) diameter	25
MT172W38-C	Stainless steel tag 1.72" x 0.38" (44 x 9 mm)	100

Fixturing for all brass and stainless steel tags is available for use with the Manual Indenter Marking Press. Contact Stainless Steel Systems Products Technical Support at 866-405-6659.

Padlock Eyes



- These padlock eyes can help bring you into compliance with OSHA standards, which require that equipment be modified to accept locks and lockout devices
- Surface mounted eyes are made of 0.13" (3 mm) hard wrought steel
- Tamper resistant inside mounting eyes - 2.50" (64mm) wide, accept shackle diameters up to 0.63" (16 mm)

Part Number	Description	Std. Pkg.*
PSL-PE1	Padlock eyes, angled (Metal mounting screws included)	1
PSL-PE2	Padlock eyes, straight (Wood mounting screws included)	1

Chain Attachment



- Optional 9.0" (229 mm) chain for permanently attaching lockouts at pre-designed locations

Part Number	Description	Std. Pkg.*
PSL-PC	Heavy duty zinc plated steel chain with chain holder attached	1

PANDUIT® Padlock Accessories and Lockout/Tagout Safety Tags

Group Lock Box



- Used when there are multiple employees and energy sources involved in a lockout procedure. Once all energy sources have been locked out, all keys are placed in the lock box. The leader places a lock on lock box until job is finished and all group members are cleared from work area.

Part Number	Description	Dimensions In. (mm)	Std. Pkg.*
PSL-GLB	Lock box for group lockouts	10.00 x 6.00 x 4.00 (254 x 152 x 102)	1

*Order number required in multiples of Std. Pkg.

Self-Laminating Padlock Labels



- Used to identify employees' locks. Employees sign the label, attach it to the padlock, and overwrap with the clear vinyl to protect the legend.
- Available in six colors for departmental coding
- One piece design is easy to use

Part Number	Description	Size In. (mm)	Std. Pkg.*
PSL-PL1BLU	Blue Padlock Label	10.00 x 0.75 (254 x 19)	25
PSL-PL1BLK	Black Padlock Label	10.00 x 0.75 (254 x 19)	25
PSL-PL1GRN	Green Padlock Label	10.00 x 0.75 (254 x 19)	25
PSL-PL1RED	Red Padlock Label	10.00 x 0.75 (254 x 19)	25
PSL-PL1WHT	White Padlock Label	10.00 x 0.75 (254 x 19)	25
PSL-PL1YEL	Yellow Padlock Label	10.00 x 0.75 (254 x 19)	25

*Order number required in multiples of Std. Pkg.

Write-on Safety Tags



All tags have a write-on surface that accepts pen, pencil or marker pens. Can be permanently marked with Panduit Marker Pens shown on [page 21](#).

- Meet OSHA Standard 1910.147 requirements for tagout applications
- Semi-rigid plastic tags with a 0.38" (9 mm) brass grommet for greater strength and increased durability
- Tags can be attached with a lockout device or with a Panduit PLT2S nylon tie (50 lb. loop tensile strength) supplied with each tag
- PVT-† Package consists of 5 tags and 5 PLT2S cable ties
- PVT-†-Q Package consists of 25 tags and 25 PLT2S cable ties

Part Number	Material	Size In. (mm)	Tags Per Pkg.	Std. Pkg.*
PVT-†	Semi-Rigid Plastic	3.00 x 5.75 (76 x 146)	5	1 Pkg.
PVT-†-Q	Semi-Rigid Plastic	3.00 x 5.75 (76 x 146)	25	1 Pkg.

*Order number of packages required in multiples of Std. Pkg.

† See [pages 17-20](#) for available safety tags.

Write-on Safety Tags (cont.)

Front Side of Tags (Back side is indicated by Style A, B or C under part number and shown in box below).



PVT-97
PVT-97-Q
Style B



PVT-146-Q
Style A



PVT-147-Q
Style A



PVT-148-Q
Style A



PVT-149-Q
Style A



PVT-150-Q
Style A



PVT-41
Style A



PVT-15
Style C



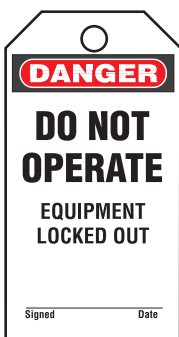
PVT-42-Q
Style A



PVT-43
Style A



PVT-23
PVT-23-Q
Style C



PVT-153-Q
Style A



PVT-99
PVT-99-Q
Style B

Back Side of Tags

<p style="text-align: center;">Style A</p>	<p style="text-align: center;">Style B</p>	<p style="text-align: center;">Style C</p>
---	---	---

PANDUIT® Lockout/Tagout Safety Tags

Write-on Safety Tags (cont.)

Front Side of Tags (Back side is indicated by Style A, B or C under part number and shown in box below).



PVT-44
PVT-44-Q
Style A



PVT-45-Q
Style A



PVT-155
PVT-155-Q
Style A



PVT-156-Q
Style A



PVT-157-Q
Style A



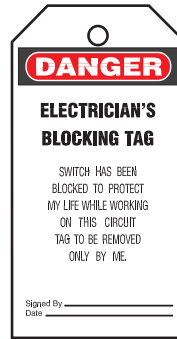
PVT-51-Q
Style A



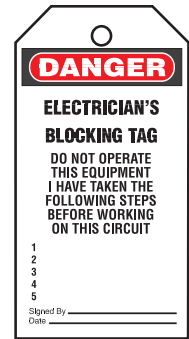
PVT-52-Q
Style A



PVT-158-Q
Style A



Front

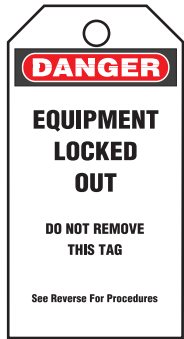


Back


PVT-30
PVT-30-Q



PVT-96
PVT-96-Q
Style B



Front



Back

PVT-160-Q

Back Side of Tags

DANGER

DO NOT REMOVE THIS TAG

REMARKS

SEE OTHER SIDE

Style A

DANGER

THIS TAG MUST NOT BE REMOVED BY ANYONE EXCEPT THE PERSON WHO SIGNED AND ATTACHED IT. ANY VIOLATION OF THIS RULE WILL BE CAUSE FOR IMMEDIATE DISCHARGE. HANDS OFF!!

SEE OTHER SIDE

Style B

DANGER

DO NOT REMOVE THIS TAG

TO DO SO WITHOUT AUTHORIZATION WILL MEAN IMMEDIATE DISCHARGE. IT IS HERE FOR A PURPOSE.

SEE OTHER SIDE

Style C

Write-on Safety Tags (cont.)

Front Side of Tags (Back side is indicated by Style A, B or C under part number and shown in box below).



PVT-57-Q
Style A



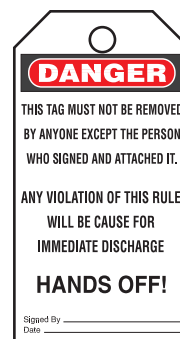
PVT-27-Q
Style C



PVT-26-Q
Style C



PVT-9-Q
Style C



PVT-62-Q
Style A




Front



Back

PVT-98
PVT-98-Q



PVT-238-Q
Style A

Back Side of Tags

<p style="text-align: center;">Style A</p>	<p style="text-align: center;">Style B</p>	<p style="text-align: center;">Style C</p>
--	--	--

PANDUIT® Lockout/Tagout Safety Tags

Bilingual and Spanish Write-on Safety Tags




Front Back
PVT-97S-Q



Front Back
PVT-165-Q



Front Back
PVT-161-Q



Front Back
PVT-162-Q



Front Back
PVT-163-Q

*Order number of packages required in multiples of Std. Pkg. See [page 16](#) for number of tags per package.

Self Laminating Photo Tags

- Semi-rigid plastic with polyester laminate to protect photo and other written data
- Package consists of 5 tags and 5 PLT2S (50lb. loop tensile strength) nylon cable ties
- Tags have write-on surface and are 3.00" x 5.75" (76 x 146 mm)

Part Number	Std. Pkg.*
PST-3	1 Pkg.
PST-12	

*Order number of packages required in multiples of Std. Pkg.



Front Back
PST-3



Front Back
PST-12

ISO Symbol Safety Tags

Part Number	Language	Std. Pkg.*
PVT-***	English	1 Pkg.
PVT-***-NL	Dutch	
PVT-***-F	French	
PVT-***-D	German	
PVT-***-I	Italian	
PVT-***-N	Norwegian	
PVT-***-P	Portuguese	
PVT-***-E	Spanish	

- The International Organization for Standardization (ISO) has established a system to communicate safety information without the use of words
- Package consists of 5 tags and 5 PLT2S (50lb. loop tensile strength) nylon cable ties
- Semi-rigid plastic tags have write-on surface and are 3.00" x 5.75" (76 x 146 mm)
- Available in 8 languages

*Order number of packages required in multiples of Std. Pkg.



Replacement Nylon Ties

In addition to the PLT1.5I and PLT2S nylon ties supplied with our lockout tags, Panduit offers other ties in different sizes, colors and materials which can be used with tags. Contact factory for details.

Part Number	Material	Approx. Length In. (mm)	Min. Loop Tensile Strength Lbs. (N)	Std. Pkg.*
PLT1.5I-C	Natural Nylon 6.6 (Indoor)	5.6 (142)	40 (178)	100
PLT2S-C†		7.4 (188)	50 (222)	100
PLT1.5I-C0	Weather Resistant Nylon 6.6	5.6 (142)	40 (178)	100
PLT2S-C0†		7.4 (188)	50 (222)	100

*Order number of ties required in multiples of Std. Pkg.
†PLT2S ties meet OSHA's 50 lb. tensile strength tag attachment requirement

Marking Pens Used on Safety Tags

Permanent, fast drying ink. Fine tips.



Part Number	Color	Description	Std. Pkg.*
PFX-0	Black	Color of cap and end is color of ink.	12
PFX-2	Red		12

* Order number of pens required in multiples of Std. Pkg.

Standout (3D) Lockout Sign



- Rigid acrylic standout sign will identify the location of locks, lockout devices and tags from any vantage point on the plant floor
- Stands out 4.00" (102 mm) from the wall
- Pre-drilled holes as well as self-adhesive mounting pads and mounting screws and washers are provided for quick and easy installation

Part Number	Description	Size In. (mm)	Std. Pkg.*
PAS-LOTO	Standout (3D) Lockout Sign	6.00 x 8.75 (152 x 222)	1

*Order number of signs required in multiples of Std. Pkg.

Safety Signs



Panduit offers signs in three materials:

Indoor Adhesive Vinyl (Type PVS)

- Economical, general purpose signs for use in most environments
- Very good adhesive properties when applied to a clean surface

Indoor/Outdoor Sub-Surface Printed Adhesive Polyester (Type PPS)

- High quality signs for use indoors and outdoors
- Excellent resistance to UV light, chemical atmosphere, and abrasion
- Excellent life and adhesion properties
- Printed graphics are protected by clear polyester laminate

Indoor/Outdoor Rigid Polyethylene (Type PRS)

- Rugged signs for indoors and outdoors
- Abrasion resistant
- Used where adhesives will not work

†See [pages 23-26](#) for available Safety Signs.

Part Number Prefix	Material	Sign Size In. (mm)	Signs Per Card	Std. Pkg.*
PVS0204†	Indoor Adhesive Vinyl	2.25 x 4.50 (57 x 114)	2	5 Cards
PVS0305†		3.50 x 5.00 (89 x 127)	2	5 Cards
PVS0503†		5.00 x 3.50 (127 x 89)	1	5 Signs
PVS0505†		5.00 x 5.00 (127 x 127)	1	5 Signs
PVS0507†		5.00 x 7.00 (127 x 178)	1	5 Signs
PVS0705†		7.00 x 5.00 (178 x 127)	1	5 Signs
PVS0710†		7.00 x 10.00 (178 x 254)	1	1 Sign
PVS1007†		10.00 x 7.00 (254 x 7.00)	1	1 Sign
PPS0202†	Indoor / Outdoor Adhesive Polyester	2.25 x 2.25 (57 x 57)	4	5 Cards
PPS0305†		3.50 x 5.00 (89 x 127)	2	5 Cards
PPS0505†		5.00 x 5.00 (127 x 127)	1	5 Signs
PPS0710†		7.00 x 10.00 (178 x 254)	1	1 Sign
PRS0710†	Indoor / Outdoor Rigid Polyethylene	7.00 x 10.00 (178 x 254)	1	1 Sign
PRS1007†		10.00 x 7.00 (254 x 178)	1	1 Sign
PRS1014†		10.00 x 14.00 (254 x 356)	1	1 Sign
PRS2014†		20.00 x 14.00 (508 x 356)	1	1 Sign

*Order number required in multiples of Std. Pkg.

Lockout / Tagout Safety Signs

See [page 22](#) for information on part number sizes and materials.



PVS0204C531



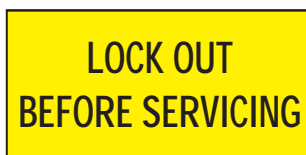
PVS0710C180
PRS0710C180



PRS0710D83



PVS0204C523



PVS0204C176



PVS0204C175
PVS0507C175



PVS0204C171
PVS0710C171



PVS0204C177



PVS0204W172
PVS0710W172



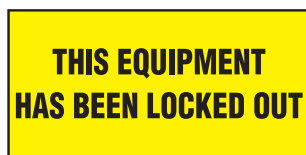
PVS0204C179



PVS0204C529



PVS0204C501



PVS0204C526



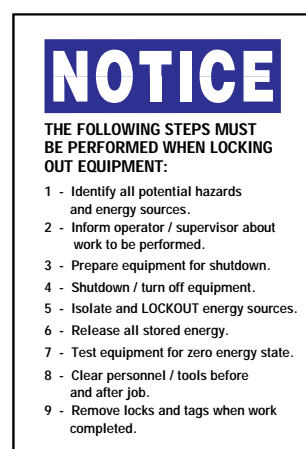
PVS0710C173
PRS0710C173



PVS0204C524



PVS0204C525



PVS0503N458
PVS0705N458
PVS1007N458
PRS1007N458



PRS2014N182

Electrical Hazard Safety Signs

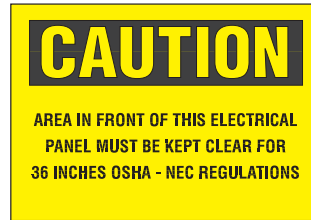
See [page 22](#) for information on part number sizes and materials.



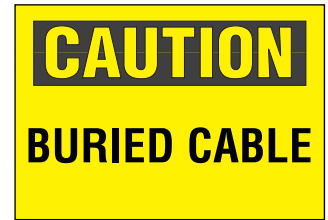
PPS0710D72S



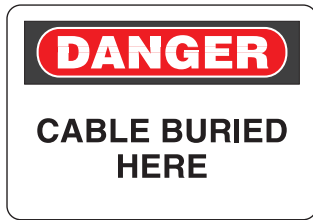
PPS0710D66



PPS0710C141



PRS0507C143



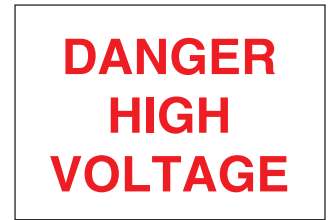
PPS0710D68
PRS0710D68



PRS0710B361



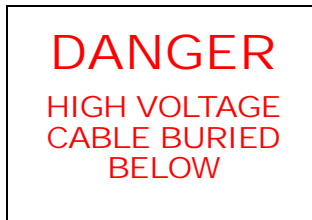
PRS0710B360



PVS0509B364
PVS0710B364
PPS0509B364
PPS0710B364
PRS0710B364
PRS1014B364



PPS0514B363



PRS1014B365



PRS1014D71



PPS0710N203



PPS0710D70
PRS1014D70



PPS0305D77
PPS0710D77



PVS0204D72
PVS0710D72
PPS0710D72
PRS0710D72
PRS1007D72
PRS1014D72
PRS1420D72
PVS0109D72



PPS1007D72SE

Electrical Hazard Safety Signs

See [page 22](#) for information on part number sizes and materials.



PRS1014D79



PPS0305D73
PPS0710D73
PPS1014D73
PRS1014D73
PRS1420D73



PRS1420D74




PPS0305D75
PPS0710D75
PPS1014D75
PRS1420D75



PRS0910D453



PPS0204W2100
PPS0305W2100
PPS0507W2100



PVS0305W2101
PVS0507W2101



PRS1014D27



PPS0710D28
PRS0710D28
PRS1014D28

Machine and Operational Safety Signs

See [page 22](#) for information on part number sizes and materials.



PPS0710D24



PPS0710N191



PPS0202B494




PPS0710C119



PVS0204C533



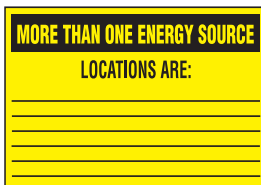
PRS1014D84



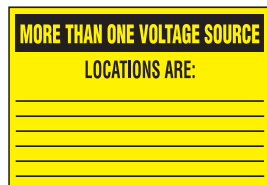
PPS0202B521



PRS1014C122



PVS0710C519



PVS0710C518



PPS0202B493



PVS0204D100



PVS0204C522



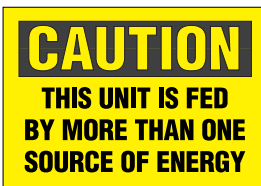
PVS0204C178




PPS0710D101
PRS0710D101
PRS1014D101



PVS0705C181



PVS0305C174
PVS0505C174
PPS0305C174
PPS0505C174



PPS0202B520



PPS0710D102



Circuit Breaker Directory Sign

- Eliminate the guesswork when identifying power sources — a must for lockout/tagout compliance
- Adhesive paper sign designed to provide clear identification of circuit breaker connections, list up to 40 circuits

Part Number	Description	Size In. (mm)	Signs Per Pkg.	Std. Pkg.*
PES-S1	Circuit Breaker Directory Sign	13.00 x 5.50 (330 x 140)	5	1 Pkg.



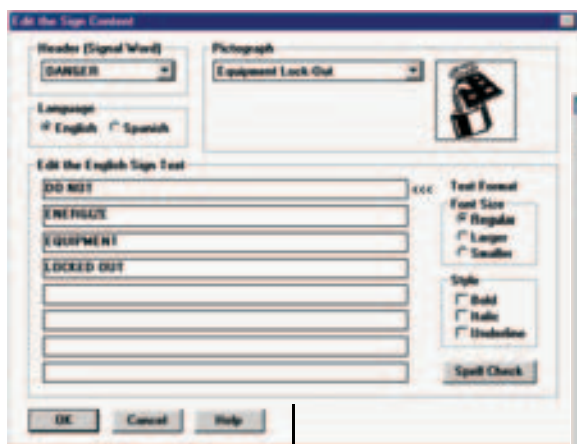
SAFETY EASE™ Safety Sign Software and Accessories

Create lockout, operational and electrical signs and tags in minutes!

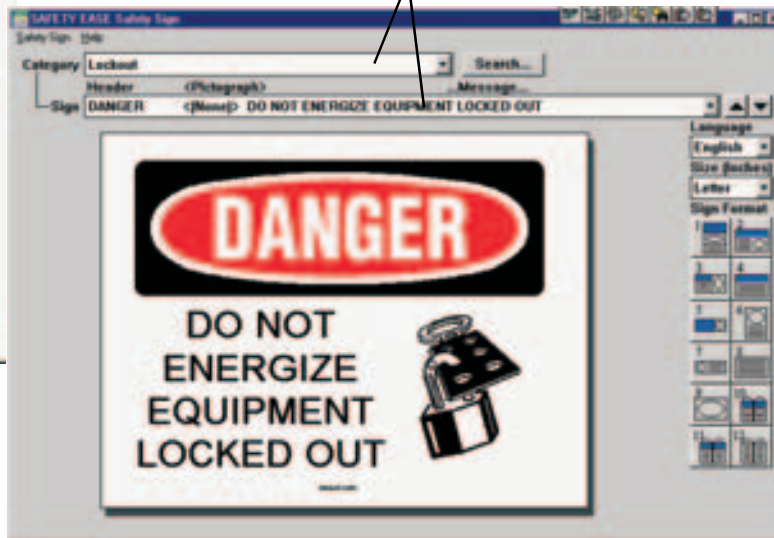
- Create cost-effective English and Spanish signs and tags on your ink jet or laser printer
- Select from over 2,000 pre-defined safety and general facility legends or create your own custom legend
- Pictographs and spell check included
- System Requirements: WINDOWS^ 3.1 or higher, 386 processor or higher, 4 Mb RAM for WINDOWS 3.1 and 3.11, 8 Mb RAM for WINDOWS 95 and higher, 5 Mb RAM hard drive space

Part Number	Description	Format	Std. Pkg.*
SEZ-SN	Safety Sign Software	(2) 3.5" Diskettes	1

Convenient Category and Message Pull Down Menus allow user to choose from over 2,000 legends



Pop Up Edit Screen allows the user to quickly edit text, change headers and add pictographs



Adhesive Laser Printable Signs



- Indoor pressure sensitive Polyolefin signs with square corners on stay flat liner

Part Number	Header	Color (Legend/Background)	Size In. (mm)	Signs/ Pkg.	Std. Pkg.*
SEZ-1DLL	DANGER	Red and Black/White	8.5 x 11.0 (216 x 279)	25	1 Pkg.
SEZ-1CLL	CAUTION	Black/Yellow			
SEZ-1NLL	NOTICE	Blue/White			
SEZ-1WLL	WARNING	Black/Orange			
SEZ-1YLL	No Header	Yellow			
PLL-25-PO-SH	No Header	White			

^WINDOWS is a registered trademark of Microsoft

SAFETY EASE™ Products (cont.)

Self-Laminating Adhesive Sign Carriers

- Convert paper to adhesive indoor signs
- For clean and dry surfaces

Part Number	Carrier Size In. (mm)	For Maximum Label Size In. (mm)	Carriers Per Pkg.	Std. Pkg.*
SEZ-SNC4	7.0 x 6.0 (178 x 152)	6.0 x 5.0 (152 x 127)	5	1 Pkg.
SEZ-SNC2	10.5 x 7.0 (267 x 178)	9.5 x 6.0 (241 x 152)	5	
SEZ-SNC3	12.0 x 6.0 (305 x 152)	11.0 x 5.0 (279 x 127)	5	
SEZ-SNC1	12.0 x 9.5 (305 x 241)	11.0 x 8.5 (279 x 216)	5	



Print paper marker using a laser or ink jet printer and cut out with scissors.



Place marker between the two pieces of self-adhesive laminate liner.



Remove top adhesive liner by peeling and press firmly onto top of marker.



Remove liner on back of carrier and adhere to clean, dry surface.

Self-Laminating Rigid Sign Carriers

- Convert paper to rigid indoor signs
- Cut out paper sign and insert into the self-laminating carrier

Part Number	Carrier Size In. (mm)	For Maximum Label Size In. (mm)	Carriers Per Pkg.	Std. Pkg.*
SEZ-RSC1	7.0 x 6.0 (178 x 152)	6.0 x 5.0 (152 x 127)	5	1 Pkg.
SEZ-RSC2	10.5 x 7.0 (267 x 178)	9.5 x 6.0 (241 x 152)	5	
SEZ-RSC4	12.0 x 6.0 (305 x 152)	11.0 x 5.0 (279 x 127)	5	
SEZ-RSC3	12.0 x 9.5 (305 x 241)	11.0 x 8.5 (279 x 216)	5	

Indoor Rigid Vinyl Safety Tag Carriers



Print paper tag using a laser or ink-jet printer. Use scissors to cut out tag.



Place tag between self-adhesive laminate liner and rigid vinyl backing. Fasten tag with Panduit Cable Tie.

- Create your own rigid indoor tags with protected legends in minutes! Using the PST Tag carrier allows tags to be resistant to mild chemicals and acids. Sturdy brass grommet provides extra durability
- Panduit PLT2S (7.4") nylon ties included for quick and easy installation
- Meet OSHA Standard 1910.147 for lockout tag 50 lb. pull force requirement

Part Number	Description	Lamination	Carriers and Ties/ Pkg.	Std. Pkg.*
PST-4	Tag Carriers with overlaminate	Front Only	25	1 Pkg.
PST-5		Front and Back	25	

Economical Card Stock Tags for Ink Jet Printers



Print sheet of tag stock using an ink-jet printer. Tear tags apart on perforation.

- Economical solution for temporary, indoor tags

Part Number	Description	Color	Sheets/ Pkg.	Std. Pkg.*
SEZ-TAGWH	Perforated card stock, four blank tags per sheet	White	25	1 Pkg.
SEZ-TAGOR		Orange		
SEZ-TAGY		Yellow		



Voltage and Fiber Optic Adhesive Markers


- Durable Indoor Vinyl Material
- Available in 3 sizes
- Black legend on orange background

Style	Conduit O.D. In. (mm)	Marker Size Width x Length In. (mm)	Markers Per Card	Std. Pkg.*
A	3.00 (76) and Over	9.00 x 2.25 (229 x 57)	1	5 Cards
B	1.25 - 3.00 (32 - 76)	4.50 x 1.13 (114 x 29)	4	
C	1.25 (32) and Under	2.25 x 0.50 (57 x 13)	18	

*Order number of cards required in multiples of Std. Pkg.

Part Number			Legend	Color (Legend/Bkgrnd)
Style A	Style B	Style C		
PCV-110A	PCV-110B	PCV-110C	110 Volts	Black/Orange
PCV-115A	PCV-115B	PCV-115C	115 Volts	
PCV-120A	PCV-120B	PCV-120C	120 Volts	
PCV-120/208A	PCV-120/208B	PCV-120/208C	120/208 Volts	
PCV-208A	PCV-208B	PCV-208C	208 Volts	
PCV-220A	PCV-220B	PCV-220C	220 Volts	
PCV-230A	PCV-230B	PCV-230C	230 Volts	
PCV-240A	PCV-240B	PCV-240C	240 Volts	
PCV-240/480A	PCV-240/480B	—	240/480 Volts	
PCV-277A	PCV-277B	PCV-277C	277 Volts	
PCV-277/480A	PCV-277/480B	PCV-277/480C	277/480 Volts	
PCV-380A	PCV-380B	PCV-380C	380 Volts	
—	PCV-415B	—	415 Volts	
PCV-440A	PCV-440B	PCV-440C	440 Volts	
PCV-460A	PCV-460B	PCV-460C	460 Volts	
PCV-480A	PCV-480B	PCV-480C	480 Volts	
PCV-550A	PCV-550B	PCV-550C	550 Volts	
PCV-600A	PCV-600B	PCV-600C	600 Volts	
PCV-2300A	PCV-2300B	—	2300 Volts	
PCV-2400A	PCV-2400B	—	2400 Volts	
PCV-4160A	PCV-4160B	—	4160 Volts	
PCV-4800A	—	—	4800 Volts	
PCV-12000A	—	—	12000 Volts	
PCV-12470A	PCV-12470B	—	12470 Volts	
PCV-13200A	PCV-13200B	—	13200 Volts	
PCV-13800A	PCV-13800B	—	13800 Volts	
—	PCV-ACB	PCV-ACC	AC	
PCV-BLANKA	PCV-BLANKB	PCV-BLANKC	Blank-No Legend	
—	—	PCV-CNC	Circuit #	
—	PCV-CBB	—	Circuit Breaker	
PCV-DCA	PCV-DCB	PCV-DCC	DC	
PCV-ESA	PCV-ESB	PCV-ESC	Emergency Service	
PCV-FOA	PCV-FOB	PCV-FOC	Fiber Optic	
PCV-FOCA	PCV-FOCB	PCV-FOCC	Fiber Optic Cable	
—	PCV-FAB	PCV-FAC	Fire Alarm	
—	PCV-L/PB	—	Light & Power	
—	PCV-LTSB	PCV-LTSC	Lights	
PCV-MAINA	PCV-MAINB	PCV-MAINC	Main	
PCV-PWRA	PCV-PWRB	PCV-PWRC	Power	
PCV-1PHA	PCV-1PHB	PCV-1PHC	Single Phase	
PCV-TELEA	PCV-TELEB	PCV-TELEC	Telephone	
PCV-3PHA	PCV-3PHB	PCV-3PHC	Three Phase	
—	PCV-VOLTSB	PCV-VOLTSC	___ VOLTS	

PANDUIT® Voltage Markers



Voltage and Fiber Optic Snap-On Markers (Non-Adhesive)

- Pre-coiled, sub-surface printed markers for indoor use
- Available in 2 sizes
- Rigid Polyester
- Black legend on orange background

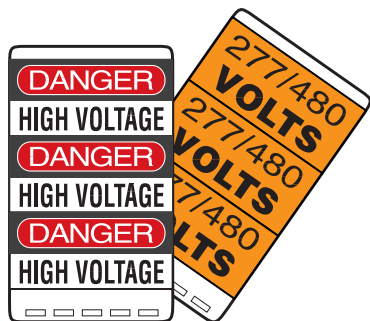
Style	Conduit O.D. In. (mm)	Marker Size Width x Length In. (mm)	Std. Pkg.*
M	2.25 - 6.00 (57 - 152)	14.00 x 23.00 (356 x 584)	1 Marker
R	0.75 - 2.25 (19 - 57)	8.00 x 8.00 (203 x 203)	

*Order number of markers required in multiples of Std. Pkg.

Part Number		Legend	Color (Legend/Bkrd)
Style M	Style R		
—	PCV-120R	120 Volts	Black/Orange
PCV-480M	PCV-480R	480 Volts	
PCV-4160M	—	4160 Volts	
PCV-FOM	PCV-FOR	Fiber Optic	

Marker Books

Vinyl



Marker Size:
1.50" x 3.25" (38 x 82 mm)

Part Number	Legend	Markers Per Page	Markers Per Book	Std. Pkg.*
Voltage Markers				
PCVB-110	110 Volts	3	30	1 Book
PCVB-220	220 Volts			
PCVB-277	277 Volts			
PCVB-277/480	277/480 Volts			
PCVB-440	440 Volts			
PCVB-480	480 Volts			
PCVB-550	550 Volts			
PCVB-4160	4160 Volts			
Safety Signs				
PSSB-13	Danger High Voltage	3	30	1 Book

*Order number of books required in multiples of Std. Pkg.

Label Dispensers



- Self-adhesive labels with write-on surface in handy dispenser

Part Number	Material	Size In. (mm)	Labels per Dispenser	Std. Pkg.*
PLD-†	Subsurface Printed Polyester	1.50 x 1.00 (38 x 25)	200	1 disp.
PLD-57		0.75 (19) diameter	300	
PLD-71		2.00 x 1.00 (51 x 25)	150	

*Order number of dispensers required in multiples of Std. Pkg.

†See below for available label dispensers.



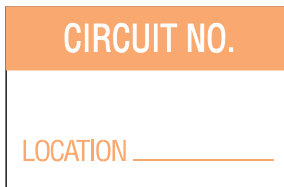
PLD-52
ISO 3864 Warning -
Risk of Danger



PLD-56
ISO 3864 Warning -
Risk of Electric Shock



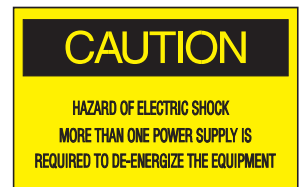
PLD-36 Caution 120V
PLD-37 Caution 220V
PLD-38 Caution 240V
PLD-91 Caution 480V



PLD-12



PLD-57
ISO 3864



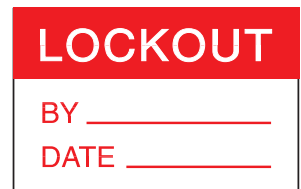
PLD-74



PLD-43



PLD-67
NEC 110-31



PLD-68



PLD-72



PLD-81
NEC 230.70(b)



PLD-71
NEC 240.53

PANDUIT® Electrical Warning Labels

Electrical Symbols on Cards

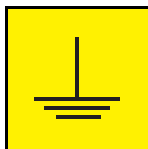
Part Number	Marker Size In. (mm)	Markers per Card	Material	Std. Pkg.*
PESC-H-†	0.51 x 0.51 (13 x 13)	60	Vinyl Cloth	10 Cards
PESC-J-†	0.75 x 0.75 (19 x 19)	36		

* Order number of cards required in multiples of Std. Pkg.

† See below for additional electrical symbols on cards.



PESC-†-AT
Warning of Dangerous
Electrical Voltage



PESC-†-E
Earth (Ground)



PESC-†-EC
Protective Earth
(Ground)




PESC-†-PE
Protective Conductor


Electrical Warning Labels



WL25
Reusable adhesive allows label to be
applied, unsealed and resealed.



WL32
ISO 3864



WL33
ISO 3864

Part Number	Material	Legend	Color (Legend/ Background)	Label Size Width x Length In. (mm)	Labels per Pkg.	Std. Pkg. Qty.*
WL25	Polyester	Warning....Lift & Lock	Black/Yellow	3.50 x 1.50 (89 x 38)	50	1 Pkg.
WL32	Laminated Vinyl	Warning Risk Of Electrical Shock Sym.	Black/Yellow	1.50 (38) Triangle	50	
WL33	Laminated Vinyl	Warning Risk Of Electrical Shock Sym.	Black/Yellow	4.50 (114) Triangle	50	



* Order number of packages required in multiples of Std. Pkg. Qty.

ISO Labels - Warning Labels

- The International Organization for Standardization (ISO) has established a system to communicate safety information without the use of words. This is accepted in most countries worldwide. Colors and shapes recognizable worldwide are prescribed.



ISO symbology for "Risk of Danger" is a triangle (using black and yellow as its primary colors) to denote "WARNING." The symbols below are those generally accepted as usable without supplementary signs to explain the essence of the message.

- Ref. ISO 3864 (DIN 40008, DIN 4844)

Part Number	Legend	Description	Triangular Length In. (mm)	Markers Per Card	Material	Std. Pkg.*
PESW-A-1 PESW-B-1 PESW-C-1 PESW-D-1 PESW-E-1		Warning - Risk of Electric Shock	0.49 (12.5) 0.98 (25.0) 1.97 (50.0) 3.94 (100.0) 7.87 (200.0)	10 10 10 3 1	Laminated Vinyl	10 Cards
PESW-A-9 PESW-B-9 PESW-C-9 PESW-D-9 PESW-E-9		Warning of Hazard	0.49 (12.5) 0.98 (25.0) 1.97 (50.0) 3.94 (100.0) 7.87 (200.0)	10 10 10 3 1		

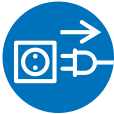
ISO Labels — Prohibition Labels

- The circle denotes a prohibition or mandatory action. The following symbols in red, white and black prohibit certain behavior.
- Ref. ISO 3864 (DIN 40008, DIN 4844)

Part Number	Symbol	Description	Marker Diameter In. (mm)	Markers Per Card	Material	Std. Pkg.*
PESV-C-1 PESV-D-1 PESV-E-1		Do not throw switch	1.97 (50) 3.94 (100) 7.87 (200)	5 1 1	Laminated Vinyl	10 Cards
PESV-C-2 PESV-D-2 PESV-E-2		Do not touch	1.97 (50) 3.94 (100) 7.87 (200)	5 1 1		

ISO Labels — Mandatory Labels

- The below symbol denotes a mandatory action without the use of words. The most common mandatory action in the Electrical Industry is to insure the electrical supply is switched off.
- Ref. ISO3864 (DIN 40008)

Part Number	Symbol	Description	Marker Diameter In. (mm)	Markers Per Card	Material	Std. Pkg.*
PESG-A-1 PESG-B-1 PESG-C-1 PESG-D-1		Switch off electrical supply before working on equipment	0.49 (13) 0.98 (25) 1.97 (50) 3.94 (100)	10 10 5 1	Laminated Vinyl	10 Cards

Panduit offers a complete line of ISO Warning, Prohibition and Mandatory Symbol labels. Contact Customer Service for more information.

Panduit Corp. Generic Lock Order Form

One Form per Generic Lock Option

Fax orders to Panduit Corp. - Attn. Customer Service (708) 570-3570

Generic Locks are Non-Returnable

Date: _____
 From: _____
 Telephone #: _____
 End-User: _____

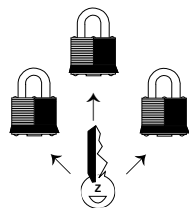
 Telephone #: _____
 Account #: _____

Panduit Sales Rep: _____
 Distributor: _____


 Distributor Contact: _____
 Telephone #/Fax #: _____
 Account #: _____

Generic Padlock Options

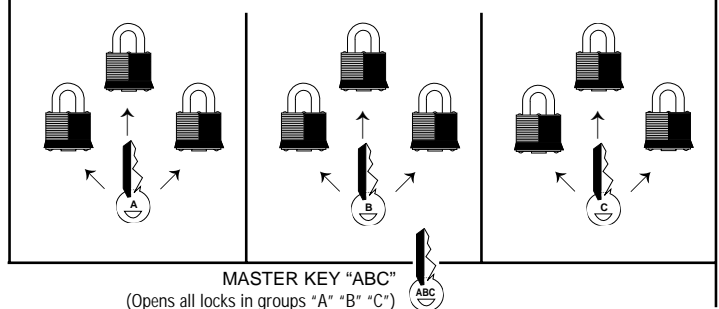
KEYED ALIKE SYSTEM



INDIVIDUALLY KEYED AND MASTER KEYED



KEYED ALIKE AND MASTER KEYED



Generic Lock Part Number	Description	Qty Min. 12/Lock Series	Notes (Colors, Key Numbers, Set Description)
--------------------------	-------------	----------------------------	---

GPSL-3KA	Keyed Alike Padlock - 3/4" Shackle		
GPSL-3LSKA	Keyed Alike Padlock - 2" Shackle		
GPSL-3MK	Master Keyed Padlock - 3/4" Shackle		
GPSL-3LSMK	Master Keyed Padlock - 2" Shackle		
GPSL-3MKEY	Master Key for a PSL-3 Master Keyed Padlock		
GPSL-3KAMK	Keyed Alike and Master Keyed Padlock - 3/4" Shackle		
GPSL-3LSKAMK	Keyed Alike and Master Keyed Padlock - 2" Shackle		

GPSL-4KA	Keyed Alike Padlock		
GPSL-4LBKA	Keyed Alike Padlock - Long Body		
GPSL-4MK	Master Keyed Padlock		
GPSL-4LBMK	Master Keyed Padlock - Long Body		
GPSL-4MKEY	Master Key for a PSL-4 Master Keyed Padlock		
GPSL-4KAMK	Keyed Alike and Master Keyed Padlock		
GPSL-4LBKAMK	Keyed Alike and Master Keyed Padlock - Long Body		

GPSL-11KA	Keyed Alike Padlock - 1" Shackle		
GPSL-11LSKA	Keyed Alike Padlock - 3" Shackle		
GPSL-11MK	Master Keyed Padlock - 1" Shackle		
GPSL-11LSMK	Master Keyed Padlock - 3" Shackle		
GPSL-11MKEY	Master Key for a PSL-11 Master Keyed Padlock		
GPSL-11KAMK	Keyed Alike and Master Keyed Padlock - 1" Shackle		
GPSL-11LSKAMK	Keyed Alike and Master Keyed Padlock - 3" Shackle		

For Pricing and Lead Time Information, Contact Customer Service at 888-506-5400, ext. 4959.






Panduit Corp. Generic Adhesive PPS Safety Sign Order Form

One Form per Generic Sign Option
Fax orders to Panduit Corporation, Attn: Customer Service (708) 570-3570
Generic Signs are Non-Returnable

Date: _____	Panduit Sales Rep: _____
From: _____	Distributor: _____
Telephone #: _____	_____
End User: _____	_____
_____	Distributor Contact: _____
Telephone#/Fax#: _____	Telephone#/Fax#: _____
Account #: _____	Account #: _____

Generic PPS Sign Options

Select the Generic Polyester Sign Part Number and Quantity

Size	 Black on White	 Black on Yellow	 Black on White	 Black on White	 Black on Orange	"No Header" Black on Orange	"No Header" Black on White	"No Header" Black on Yellow
3" x 5"	GPPS0305D	GPPS0305C	GPPS0305N	GPPS0305SF	GPPS0305W	GPPS0305B-BO	GPPS0305B-BW	GPPS0305B-BY
7" x 10"	GPPS0710D	GPPS0710C	GPPS0710N	GPPS0710SF	GPPS0710W	GPPS0710B-BO	GPPS0710B-BW	GPPS0710B-BY
10" x 14"	GPPS1014D	GPPS1014C	GPPS1014N	GPPS1014SF	GPPS1014W	GPPS1014B-BO	GPPS1014B-BW	GPPS1014B-BY

Quantity Per Legend Per Size (Minimum of 10): _____ Part Number: _____

Print Legend in the Format Required:
 Include Logos and/or Pictograms

Check Applicable Order Requirements

- _____ Pictogram (type _____)
- _____ Logo Required (camera ready artwork must accompany order form)
- _____ Character Height (legend will be formatted to fit the size of the sign unless otherwise specified): _____

ARTWORK APPROVAL (Panduit reserves the right to assign artwork approval when necessary)

Notes: _____

For Pricing and Lead Time Information, Contact Customer Service at (888) 506-5400, extension 4959

PanWeb contains the current revisions of documents. Printed copies should be checked for current date prior to use.

Panduit Corp. Generic Semi-Rigid PRS Safety Sign Order Form

One Form per Generic Sign Option

Fax orders to Panduit Corporation, Attn: Customer Service (708) 570-3570






Generic Signs are Non-Returnable

Date: _____ Panduit Sales Rep: _____
 From: _____ Distributor: _____
 Telephone #: _____
 End User: _____

 Telephone#/Fax#: _____ Distributor Contact: _____
 Account #: _____ Telephone#/Fax#: _____
 Account #: _____

Generic PRS Sign Options

Select the Generic Semi-Rigid GMPE1 Polyethylene Sign Part Number and Quantity

Size	 Black on White	 Black on Yellow	 Black on White	 Black on White	 Black on Orange	"No Header" Black on Orange	"No Header" Black on White	"No Header" Black on Yellow
7" x 10"	GPRS0710D	GPRS0710C	GPRS0710N	GPRS0710SF	GPRS0710W	GPRS0710B-BO	GPRS0710B-BW	GPRS0710B-BY
10" x 14"	GPRS1014D	GPRS1014C	GPRS1014N	GPRS1014SF	GPRS1014W	GPRS1014B-BO	GPRS1014B-BW	GPRS1014B-BY
14" x 20"	GPRS1420D	GPRS1420C	GPRS1420N	GPRS1420SF	GPRS1420W	GPRS1420B-BO	GPRS1420B-BW	GPRS1420B-BY

Quantity Per Legend Per Size (Minimum of 10): _____ Part Number: _____

Print Legend in the Format Required:
 Include Logos and/or Pictograms



Each sign will have (1) .1875" hole in each corner and .375" radius corners.

Check Applicable Order Requirements

- _____ Pictogram (type _____)
- _____ Logo Required (camera ready artwork must accompany order form)
- _____ Character Height (legend will be formatted to fit the size of the sign unless otherwise specified):
- _____ **ARTWORK APPROVAL** (Panduit reserves the right to assign artwork approval when necessary)

Notes: _____

For Pricing and Lead Time Information, Contact Customer Service at (888) 506-5400, extension 4959

PanWeb contains the current revisions of documents. Printed copies should be checked for current date prior to use.

Panduit Corp. Generic Conduit and Voltage Marker Order Form

One Form per Generic Marker Option

Fax orders to Panduit Corporation, Attn: Customer Service (708) 570-3570

Generic Markers are Non-Returnable

Date: _____
 From: _____
 Telephone #: _____
 End User: _____

 Telephone#/Fax#: _____
 Account #: _____

Panduit Sales Rep: _____
 Distributor: _____

 Distributor Contact: _____
 Telephone#/Fax#: _____
 Account #: _____

Generic Conduit and Voltage Marker Options

Pressure Sensitive Adhesive GMV1 Vinyl Conduit and Voltage Markers

LEGEND


LEGEND	LEGEND
LEGEND	LEGEND

STYLE A

Marker size: 2.25" x 9" - 1 marker per card
 Character height: 1.75"

STYLE B

Marker size: 1.125" x 4.5" - 1 marker per card
 Character height: .75"



STYLE C

Marker size: .50" x 2.25" - 18 marker per card
 Character height: .3125"

Minimum Order Quantity: 10 cards per legend per size and in multiples of 5 cards

Part Desired	Quantity of Cards	Part Number	Legend Color	Backgrnd Color	Style	Markers/ Card
✓		GPCV-AO	BLACK	ORANGE	A	1
		GPCV-BO	BLACK	ORANGE	B	4
		GPCV-CO	BLACK	ORANGE	C	18
		GPCV-AY	BLACK	YELLOW	A	1
		GPCV-BY	BLACK	YELLOW	B	4
		GPCV-CY	BLACK	YELLOW	C	18

Print Legend Required
 Legend to fit on one line. Max. 17 characters including spaces.

* Note: In Style B and C, if you want several different legends on a card, draw the lines to signify label division on the legend area. Write in the different legends needed.

Semi-Rigid Snap-On GMPET Polyester Conduit and Voltage Markers



- Protected graphics
- 6 Reversible legends per marker
- Character height: Size M - .50"
Size R - .75"

Minimum Order Quantity: 10 markers per legend per size

Part Desired	Quantity of Markers	Part Number	Legend Color	Backgrnd Color	Style	Length of Marker	Conduit O.D. Range
✓		GPCV-RO	BLACK	ORANGE	R	8"	3/4" - 2 1/4"
		GPCV-MO	BLACK	ORANGE	M	14"	2 1/2" - 6"
		GPCV-RY	BLACK	YELLOW	R	8"	3/4" - 2 1/4"
		GPCV-MY	BLACK	YELLOW	M	14"	2 1/2" - 6"

Print Legend Required
 Legend to fit on one line. Max. 19 characters including spaces.

For Pricing and Lead Time Information, Contact Customer Service at (888) 506-5400, extension 4959

PanWeb contains the current revisions of documents. Printed copies should be checked for current date prior to use.

Panduit Corp. Generic PVT Vinyl Tag Order Form

One Form per Generic Tag Option

Fax orders to Panduit Corporation, Attn: Customer Service (708) 570-3570

Generic Tags are Non-Returnable

Date: _____
 From: _____
 Telephone #: _____
 End User: _____

 Telephone#/Fax#: _____
 Account #: _____

Panduit Sales Rep: _____
 Distributor: _____

 Distributor Contact: _____
 Telephone#/Fax#: _____
 Account #: _____

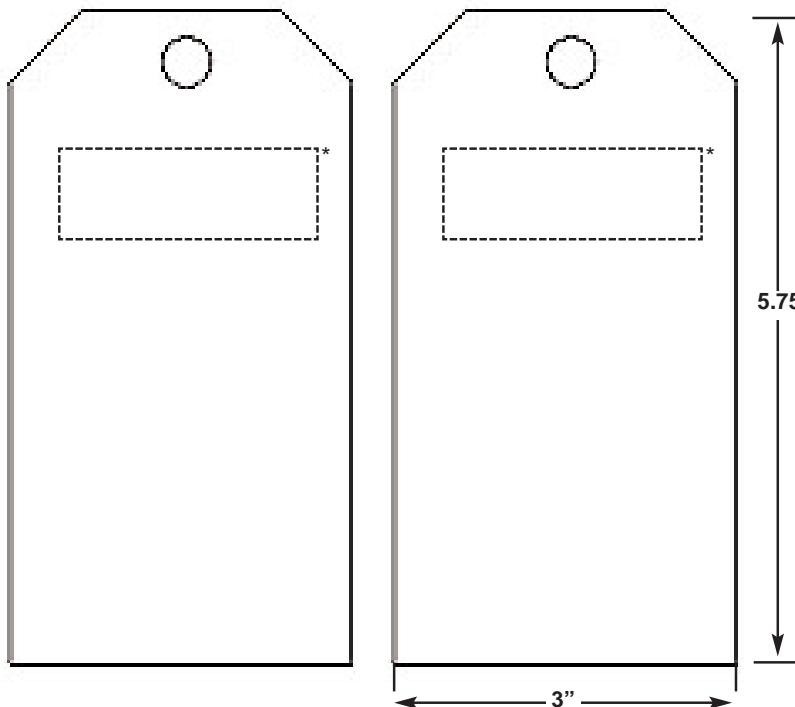
Select the Generic Vinyl Tag Part Number and Quantity:

Number of Sides Printed	DANGER Black on White	CAUTION Black on Yellow	NOTICE Black on White	"No Header" Black on White	"No Header" Black on Yellow	"No Header" Black on Red	"No Header" Black on Green
1	GPVT-RBW1	GPVT-BY1	GPVT-BBW1	GPVT-W1-1	GPVT-Y1-1	GPVT-R1-1	GPVT-G1-1
2	GPVT-RBW2	GPVT-BY2	GPVT-BBW2	GPVT-W1-2	GPVT-Y1-2	GPVT-R1-2	GPVT-G1-2

Quantity In Packs (min. of 4 packs, 25 tags and ties / pack): _____

Part Number: _____

Use this space to create a rough sketch of your tag.
 Please indicate colors and legend. Please print.
 Attach an additional page or customer sketch if needed.



FRONT OF TAG

BACK OF TAG

Check Applicable Order Requirements:

Pictogram (type _____)

Logo Required (camera ready artwork must accompany the order form)

Character Height (legend will be formatted to fit the size of the tag unless otherwise specified) _____

Logo Required (Panduit reserves the right to assign artwork approval when necessary)

* Normal position of header. Hole size = .375" with grommet.

(1) Panduit tie is included per tag.

For Pricing and Lead Time Information, Contact Customer Service at (888) 506-5400, extension 4959