

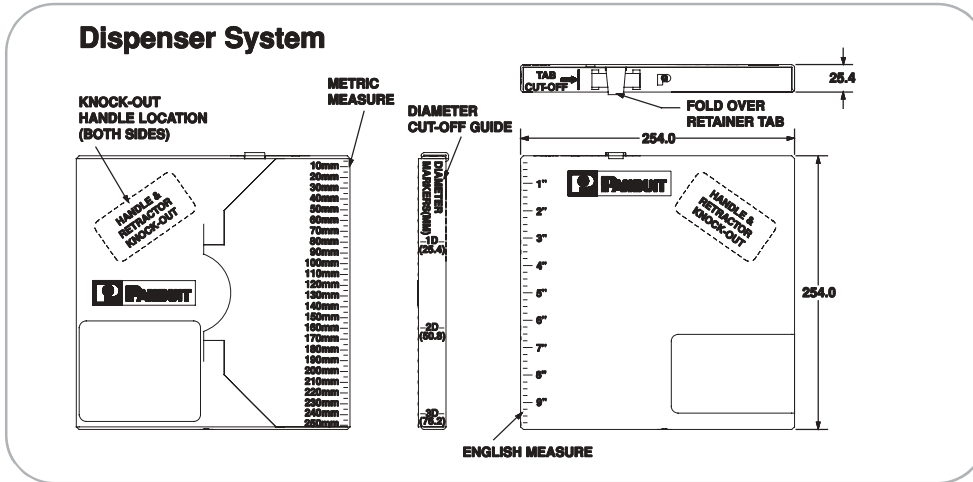


CABLE JOINTS, CABLE TERMINATIONS, CABLE GLANDS, CABLE CLEATS
FEEDER PILLARS, FUSE LINKS, ARC FLASH, CABLE ROLLERS, CUT-OUTS

11KV 33KV CABLE JOINTS & CABLE TERMINATIONS
FURSE EARTHING
www.cablejoints.co.uk
Thorne and Derrick UK
Tel 0044 191 490 1547 Fax 0044 191 477 5371
Tel 0044 117 977 4647 Fax 0044 117 9775582

Custom Length Banding System

- For applications that require bundling various bundle diameters
- Supplied in reels of 61m, 76m or 305m
- Bundle any size bundle diameter
- To use, pull out as much banding as needed, cut off using GS4MT with CAMT accessory or with shears and install with appropriately sized banding heads



To determine the proper amount of banding required, use the following formula to determine length of banding needed

Calculate Diameter (mm)
x 3.14 + 76mm

Example: 250mm Diameter Bundle
250mm x 3.14 = 785mm + 76mm = 861mm
of banding required.

Part Number†	Max. Bundle Diameter		Length**	Min. Loop Tensile Strength*	Min. Bundle Diameter	Width	Thickness	Recommended PANDUIT™ Installation Tool***	Recommended Banding Head	Std. Pkg. Qty.	
	mm	M									
Standard Cross Section											
MBS-TLR	304	316	Any	76	445	12.7	4.4	0.25	GS4MT, HTMT, PPTMT, ST2MT, ST3MT	MTHS-C	1
MBS-MR	304	316	Any	305	445	12.7	4.4	0.25		MTHS-C	1
Heavy Cross Section											
MBH-TLR	304	316	Any	76	1112	12.7	7.9	0.25	GS4MT, HTMT, PPTMT, ST2MT, ST3MT	MTHH-C	1
MBH-MR	304	316	Any	305	1112	12.7	7.9	0.25		MTHH-C	1
Extra-Heavy Cross Section											
MBEH-TLR	304	316	Any	76	1335	25.4	12.7	0.25	RT1HT, ST3MT	MTEH-C	1
Super-Heavy Cross Section											
MBSH-TR	304	316	Any	61	2000	25.4	15.9	0.38	RT1HT	MTHSH-C	1

MTHS, MTHH, MTEH and MTSH Banding Heads

- To use, take one end of the cut banding and bend back 13mm
- Take a self-locking head and slide it the entire length of the band until it reaches the bend
- Bend tail flat against bottom of banding head to complete assembly



Part Number†			Part Description	Std. Pkg. Qty.	Std. Ctn. Qty.
MTHS-C	304	316	Loose piece banding head for Standard cross section banding	100	1000
MTHH-C	304	316	Loose piece banding head for Heavy cross section banding	100	1000
MTEH-C	304	316	Loose piece banding head for Extra-Heavy cross section banding	100	1000
MTHSH-C	304	316	Loose piece banding head for Super-Heavy cross section banding	100	1000

†Part number shown = 304 grade. Please add 316 suffix to part number for alternative grade, e.g. MBS-TLR316 or MTHS-C316

*Per SAE Standard AS23190/3 (formerly MIL). For additional details, refer to page 94.

**The GS4MT with CAMT accessory is recommended for cutting the banding. This system provides a straight cut-off which assists in head assembly and eliminates the need for shears.

***For information on installation tools, refer to pages 79-81.

Coated Stainless Steel Ball-Locking Cable Ties

Enhanced Patented Nylon 11 Selectively Coated Ties



- For communication and electrical cables
- Strength of steel, the protection of nylon; the nylon coating provides protection for the cables
- Available in loop tensile strength of 1112N
- Base metal 316 grade stainless steel for excellent resistance to temperature extremes, corrosion, weather, chemicals, salt sprays and UV radiation

Nylon 11 Coating:

- Resistance to chemicals and salt sprays
- Halogen-free
- Temperature tolerance -40°C to 140°C
- Coating thickness 0.08mm / 0.13mm per side

Part Number†	Max. Bundle		Min. Loop Tensile Strength*	Min. Bundle		Thickness**	Recommended PANDUIT™ Installation Tool***	Std. Pkg. Qty.	Std. Ctn. Qty.		
	Diameter	Length		Diameter	Width						
	mm	mm	N	mm	mm	mm					
Heavy Cross Section											
MLTC2H-LP316	–	–	51	201	1112	12.7	7.9	0.25	GS4MT, HTMT, PPTMT, ST2MT or ST3MT	50	250
MLTC4H-LP316	–	–	102	362	1112	12.7	7.9	0.25		50	250
MLTC6H-LP316	–	–	152	521	1112	12.7	7.9	0.25		50	250
MLTC8H-LP316	–	–	203	679	1112	12.7	7.9	0.25		50	250
MLTC10H-LP316	–	–	254	838	1112	12.7	7.9	0.25		50	250

†Part number shown = 316 grade. *Per SAE Standard AS23190/3 (formerly MIL). For additional details, refer to page 94. **Base material less coating.

***For information on installation tools, refer to pages 79-81

Fully Coated Ties



- Base metal 316 grade stainless steel for excellent resistance to temperature extremes, corrosion, weather, chemicals, salt sprays and UV radiation
- Self-locking with low thread force

Polyester Coating

- Low smoke
- Halogen free
- Temperature tolerance -40°C to 150°C
- Coating thickness 0.08mm / 0.13mm per side

Part Number	Max. Bundle		Min. Loop Tensile Strength*	Min. Bundle		Thickness**	Recommended PANDUIT™ Installation Tool***	Std. Pkg. Qty.	Std. Ctn. Qty.		
	Diameter	Length		Diameter	Width						
	mm	mm	N	mm	mm	mm					
Heavy Cross Section											
MLTFC2H-LP316	–	–	51	201	1112	12.7	7.9	0.25	GS4MT, HTMT, PPTMT, ST2MT or ST3MT	50	250
MLTFC4H-LP316	–	–	102	362	1112	12.7	7.9	0.25		50	250
MLTFC6H-LP316	–	–	152	521	1112	12.7	7.9	0.25		50	250
MLTFC8H-LP316	–	–	203	679	1112	12.7	7.9	0.25		50	250
Super-Heavy Cross Section											
MLTFC4SH-LP316	–	–	102	434	2002	25.4	15.9	0.25	RT1HT	50	250
MLTFC6SH-LP316	–	–	152	594	2002	25.4	15.9	0.25		50	250
MLTFC8SH-LP316	–	–	203	754	2002	25.4	15.9	0.25		50	250

* Per SAE Standard AS23190/3 (formerly MIL). For additional details, refer to page 94.

**Base material less coating.

***For information on installation tools, refer to pages 79-81.

Double Wrapped Stainless Steel Ball-Locking Cable Ties



Cable tie body passes through head two times

- Available in 304 and 316 stainless steel for extra high strength in critical applications
- Allow for tighter tensioning on non-resilient bundles
- Available in 7.9mm, 12.7mm, 15.9mm widths for bundle diameters ranging from 25.4mm to 203mm
- Loop tensile strength up to 5340 N
- Self-locking ties – no tools required
- Optional tooling is available to speed installation and lower installed costs

Part Number†		Max. Bundle Diameter	Length**	Min. Loop Tensile Strength*	Min. Bundle Diameter	Width	Thickness	Recommended PANDUIT™ Installation Tool***	Std. Pkg. Qty.	Std. Ctn. Qty.	
											mm
Heavy Cross Section											
MLT2DH-L	304	316	50	470	2670	25.4	7.9	0.25	GS4MT, HTMT, PPTMT, ST2MT, or ST3MT	50	250
MLT4DH-L	304	316	101	711	2670	25.4	7.9	0.25		50	250
MLT5DH-L	304	-	127	863	2670	25.4	7.9	0.25		50	250
MLT6DH-Q	304	-	152	1016	2670	25.4	7.9	0.25		25	125
Extra-Heavy Cross Section											
MLT4DEH-Q	304	316	102	749	3560	25.4	12.7	0.25	RT1HT, ST3MT	25	125
MLT6DEH-Q	304	316	152	1054	3560	25.4	12.7	0.25		25	125
MLT8DEH-Q	304	316	203	1359	3560	25.4	12.7	0.25		25	125
MLT4DEH15-Q	304	316	102	749	4450	25.4	12.7	0.38		25	125
MLT6DEH15-Q	304	316	152	1054	4450	25.4	12.7	0.38		25	125
MLT8DEH15-Q	304	316	203	1359	4450	25.4	12.7	0.38		25	125
Super-Heavy Cross Section											
MLT4DSH-Q	304	316	102	749	5340	25.4	15.9	0.38	RT1HT	25	125
MLT6DSH-Q	304	316	152	1054	5340	25.4	15.9	0.38		25	125
MLT8DSH-Q	304	316	203	1359	5340	25.4	15.9	0.38		25	125

†Part number shown = 304 grade. Please add 316 suffix to part number for alternative grade, if available shown e.g. MLT2DH-L316

*Per SAE Standard AS23190/3 (formerly MIL). For additional details, refer to page 94.

**Other lengths available, contact customer service.

***For information on installation tools, refer to pages 79-81.

PCS Cushion Sleeve



Black neoprene rubber sleeving slips on *PAN STEEL™* steel ties and custom length banding and is used on applications requiring improved gripping on non-resilient objects, separation between dissimilar metals, and added bundle protection. Can be used indoors or outdoors (excellent ultraviolet resistance, good resistance to petroleum and many chemicals). Provides full separation between the ties and the material to which you are fastening. Instructions are included with the package or available upon request.



Part Number	Width	Length	Pkg. Qty.
	mm	M	
PCSS-B-CR Used with standard cross section ties or custom length banding system	8.4	30.5	1
PCSH-B-CR Used with heavy cross section ties or custom length banding system	12.0	30.5	1

Bulk Pkg. -CR = 30.5m reel.

Flammability Rating = UL94V-0
Operating Temperature Range = -5°C to 93°C

Installation Tools for All Stainless Steel Cable Ties and Custom Length Banding System

A large selection of state-of-the-art installation tooling allows you to choose the proper tool to meet all your requirements, no matter what your application. These tools are lightweight and easy to operate. Because they are fast and efficient they speed cable tie installation and lower your total installed cost. The *PANDUIT™* PPTMT and GS4MT tools automatically cut off excess tie when the pre-set tension level is reached.



ST2MT, ST3MT, PPTMT, HTMT, GS4MT, RT1HT

PPTMT Installation Tool



PPTMT (Pneumatic)
Side Entry (below)



- Power assisted tool for fast and effortless installation
- Cable tie side entry for immediate positioning of tie and tool
- Controlled tension, fully adjustable
- Automatic cut-off
- One hand operation – lightweight
- Easy removal of excess tie
- Operates 586 KPA Bar non-lubricated air and requires no special maintenance

Part Number	Part Description	Std. Pkg. Qty.
PPTMT	Pneumatic hand tool used with MLT ties; MLTC and MLTFC coated ties, MLTDH double wrapped <i>WAVE-TY™</i> Stainless Steel Ties. Automatically tensions and cuts off tie when predetermined tension is reached, providing more reliable and consistent installations. Ideal for high production applications. Installs standard 4.3mm, light-heavy 6.4mm and heavy 7.9mm cross section ties.	1
PPH10	3m hose assembly; 3.175 mm NPT male connector	1
MK06	Filter regulator	1
KPPTMTG	Replacement gripper kit for PPTMT	1
KPPTMTB	Replacement blade kit for PPTMT	1

Power assisted (pneumatic tool) will automatically tension and cut off excess tie when predetermined tension is reached with the squeeze of a trigger.

Adjustment Features for PPTMT and GS4MT Tools*

Fast and Easy Selection



The cross-section of the cable tie being installed is clearly indicated on the knob. To change, simply flip knob to proper cross-section indicator.

Tension Indicator



Each cross-section of cable ties can be installed with a variety of tensions to meet the application. The proper tensions (listed on *PANDUIT™* cable tie packages) are clearly marked with this indicator.

To Change the Tension:



Turn clockwise to increase.

Turn counter-clockwise to decrease.

*For information on GS4MT installation tool, refer to page 80.

GS4MT Installation Tool



Hand Operated Tool

- Single handle operation for fast installation
- Cable tie side entry for immediate positioning of tie and tool
- Controlled tension, fully adjustable
- Easy removal of excess tie
- Qualified product listed per SAE Standard MS90387-3
- When installing over resilient objects (or made resilient by using PCS cushions sleeve) automatically tensions and cuts off tie when predetermined tension is reached, providing more reliable and consistent installations
- Installs standard 4.3mm, light-heavy 6.4mm and heavy 7.9mm cross section ties

Part Number	Part Description	Std. Pkg. Qty.
GS4MT	Used with standard, light-heavy and heavy cross section MLT ties; MLTC and MLTFC coated ties, MLTDH double wrapped ties and <i>WAVE-Ty™</i> Stainless Steel Ties.	1
K4M-BLD	Replacement cutter blade for GS4MT	1
K4MTG	Replacement tension gripper for GS4MT	1
CAMT	Cut-off accessory. Use this accessory with GS4MT tool to cut MBH or MBS continuous banding. Accessory drops in place for use.	1



CAMT



Side entry

Tool Tension Lock Kit



To lock fine adjustment



To lock selector knob and tension level

- For applications requiring a locking device on either the selector knob (one cross-section size and tension only) or tension level adjustment (but allow cross-section size changes)
- Replacement blade kits and gripper replacement kits can be part of a scheduled maintenance plan or used when cut-offs are not clean and crisp

Part Number	Part Description	Std. Pkg. Qty.
TTLK3	Tool Tension Locking Kit for GS4MT and PPTMT installation tools.	1

ST2MT Installation Tool



Hand Operated Tool. Installer controlled tension and cut-off

- Single handle trigger for fast installation
- Cable tie side entry for immediate positioning of tie and tool
- One hand operation - lightweight
- Installer controlled tension
- Cut-off capability with the twist of the wrist
- Easy removal of excess tie

Part Number	Part Description	Std. Pkg. Qty.
ST2MT	<ul style="list-style-type: none"> • Tool tension is controlled by installer. Flush* cut-off is made by twisting the tool • Rugged, lightweight, easy-to-operate pliers-type tool provides mechanical advantage. • Used with MLT ties; MLTC and MLTFC coated ties and Type MLTDH double wrapped ties. 	1
KT2MG	Replacement Gripper Kit <ul style="list-style-type: none"> • Replaces tension gripper on ST2MT tool. • Can be part of a maintenance programme. • Extends life of tool. 	1

*When installing over resilient objects (or made resilient using PCS cushion sleeve).

ST3MT Installation Tool



Hand operated tool with installer controlled tension and cut-off.

- Cable tie side entry for immediate positioning of tie and tool
- One hand operation – lightweight
- Easy removal of excess tie
- Tool tension is controlled by installer. Lever actuated cut-off
- Rugged, lightweight, easy-to-operate pliers-type tool provides mechanical advantage

Part Number	Part Description	Std. Pkg. Qty.
ST3MT	Used with standard, light-heavy, heavy, and extra-heavy cross section MLT ties, MLTC and MLTFC coated ties, MLTDH double wrapped ties and <i>WAVE-TY™</i> Stainless Steel Ties.	1
KT3MG	Replacement tension gripper for ST3MT tool.	1

RT1HT Installation Tool



Hand operated tool with adjustable tension control and lever cut-off.



- Cable tie side entry for immediate positioning of tie and tool
- One or two hand tensioning with multi-position rear handle
- Adjustable tension control
- Lever actuated cut-off
- Easy removal of excess tie
- Ratchet style tool for high tension
- Rugged, lightweight, easy-to-operate ratchet tool provides mechanical advantage

Part Number	Part Description	Std. Pkg. Qty.
RT1HT	Used with extra-heavy and super-heavy cross section MLT ties, MLTFC coated ties and MLTDH double wrapped ties.	1

HTMT Installation Tool




Installer controlled tension.

- Economical
- The coiled tie end remaining after tensioning assures a safe end
- No sharp edges
- Manual tension, no cut-off
- Installs ties parallel to the bundle

Part Number	Part Description	Std. Pkg. Qty.
HTMT	Used with standard, light-heavy and heavy cross section MLT ties, MLTC and MLTFC coated ties, MLTDH double wrapped ties and <i>WAVE-TY™</i> Stainless Steel Ties.	1

Stainless Steel Strapping System



The **PANDUIT™ PAN-STEEL™** Stainless Steel Strapping System reduces installation time and leaves no sharp edges.

- 3 widths available: 9.5mm, 12.7mm, and 15.9mm
- Burr-free sides
- 304 and 316 stainless steel
- Designed for use in critical applications where strength, radiation, weathering, corrosion, and temperature extremes are a concern
- Temperature range: -80°C to 538°C

Unique Patented Locking Method

Hooked Clamping Tab*

Bends strap body within retention area of buckle for increased loop tensile strength and full coverage of cut end of strap

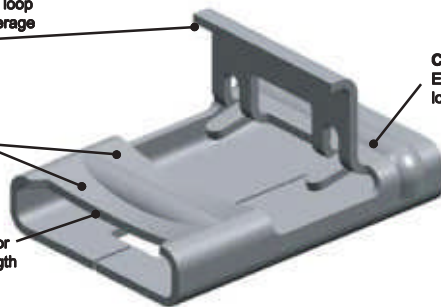
Concave Cross-section*

Enhanced support to improve tensile strength

Concave Buckle Recess*

Increases body resistance for increased loop tensile strength

*Patents Pending



Cross Rib Support*

Enhanced rigidity for higher loop tensile strength



- Buckle design provides a low finished profile
- After tensioning, cut end is locked inside buckle – no exposed sharp edge


The **PANDUIT™** Method Reduces Installation Time



1. Place strap around the material, insert tail of strap through buckle. Pull strapping tight and bend up to hold in place. Insert tail of strapping into tool nose section. Squeeze handle to tension.



2. Once proper tension is reached, maintain tension and raise tool 90° – 120° over buckle and pull down on cutter lever, cutting strap.



3. Remove tool, press cut end down and toward retaining tab.



4. Using the closure lever on the handle of the tool, bend retaining tab down and over cut end. Provides finished, safe, low profile closure.

Part Number System Example

Discrete Length Part Numbering System

MS	4	W	38	T	15	L	4
Part Description	Bundle Diameter	Width	mm	Thickness	15 = 0.38	Package Qty.	Material
Metal Strap (C=Coated) (blank=Uncoated)	(Inches)		38 = 9.5 50 = 12.7 63 = 15.9			L = 50 Pcs.	4 = 304 6 = 316

Custom Length Strapping Part Number System

MS	W	50	T	15	CR	6
Part Description	Width	mm	Thickness	15 = 0.38	Package Qty.	Material
Metal Strap (C=Coated) (blank=Uncoated)		38 = 9.5 50 = 12.7 63 = 15.9			QR = 25m CR = 30.5m	4 = 304 6 = 316

Buckle Part Number System (use with Custom Length Strapping)

MS	B	W	63	C	4
Part Description	Buckle	Width	Inches	Package Qty.	Material
Metal Strap			38 = 9.5 50 = 12.7 63 = 15.9	C = 100 Pcs	4 = 304 6 = 316

Stainless Steel Strapping



- Buckle design provides a low finished profile
- After tensioning, cut end is locked inside buckle – no sharp edges
- Buckle locked in place – will not slip down strap
- Available in both 304 and 316 material for the most corrosive environments

Part Number†	Suffix		Max. Bundle Diameter mm	Length** mm	Min. Loop Tensile Strength* N	Min. Bundle Diameter mm	Width mm	Thickness mm	Recommended PANDUIT™ Installation Tool***	Std. Pkg. Qty.	Std. Ctn. Qty.
	-4	-6									
AISI 304 Stainless Steel											
MS2W38T15-L4	304	316	51	300	2225	25.4	9.5	0.38	BT1HT, BT2MS75	50	250
MS4W38T15-L4	304	316	102	457	2225	25.4	9.5	0.38		50	250
MS6W38T15-L4	304	316	152	620	2225	25.4	9.5	0.38		50	250
MS8W38T15-L4	304	316	203	780	2225	25.4	9.5	0.38		50	250
MS10W38T15-L4	304	316	254	940	2225	25.4	9.5	0.38		50	250
MS4W50T15-L4	304	316	102	457	3115	25.4	12.7	0.38		50	250
MS6W50T15-L4	304	316	152	620	3115	25.4	12.7	0.38		50	250
MS8W50T15-L4	304	316	203	780	3115	25.4	12.7	0.38		50	250
MS10W50T15-L4	304	316	254	940	3115	25.4	12.7	0.38		50	250
MS4W63T15-L4	304	316	102	457	3560	25.4	15.9	0.38		50	250
MS6W63T15-L4	304	316	152	620	3560	25.4	15.9	0.38		50	250
MS8W63T15-L4	304	316	203	780	3560	25.4	15.9	0.38		50	250
MS10W63T15-L4	304	316	254	940	3560	25.4	15.9	0.38		50	250

†Part number shown = 304 grade. Please add 316 suffix to part number for alternative grade, if available shown e.g. MS2W38T15-L6

*Per SAE Standard AS23190/3 (formerly MIL). For additional details, refer to page 94.

**Other lengths available, contact customer service.

***For information on installation tools, refer to pages 85.

Nylon Coated Stainless Steel Strapping



- The strength of steel, the protection of nylon; the nylon coating provides protection for the bundles
- Available in loop tensile strength up to 3560N
- Base metal is 316 grade stainless steel for excellent resistance to temperature extremes, corrosion, weather, chemicals, salt sprays and UV radiation

Nylon 11 Coating

- 100% coated with Black Nylon 11, coating thickness 0.07 mm 0.13 mm per side
- Halogen-free
- Good in applications at temperatures down to – 40°C
- Excellent resistance to chemicals and salt sprays
- Upper temperature limit 140°C

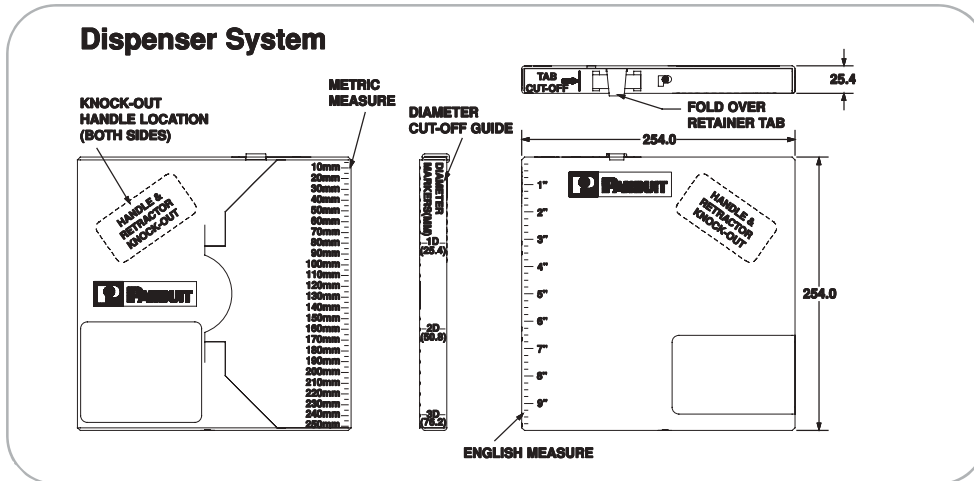
Part Number	Suffix		Max. Bundle Diameter mm	Length mm	Min. Loop Tensile Strength* N	Min. Bundle Diameter mm	Width** mm	Thickness** mm	Recommended PANDUIT™ Installation Tool	Std. Pkg. Qty.	Std. Ctn. Qty.
	-4	-6									
MSC4W38T15-L6	–	316	102	457	2225	25.4	9.5	0.38	BT1HT, BT2MS75	50	250
MSC6W38T15-L6	–	316	152	620	2225	25.4	9.5	0.38		50	250
MSC8W38T15-L6	–	316	203	780	2225	25.4	9.5	0.38		50	250
MSC10W38T15-L6	–	316	254	940	2225	25.4	9.5	0.38		50	250
MSC4W50T15-L6	–	316	102	457	3115	25.4	12.7	0.38		50	250
MSC6W50T15-L6	–	316	152	620	3115	25.4	12.7	0.38		50	250
MSC8W50T15-L6	–	316	203	780	3115	25.4	12.7	0.38		50	250
MSC10W50T15-L6	–	316	254	940	3115	25.4	12.7	0.38		50	250
MSC6W63T15-L6	–	316	152	620	3560	25.4	15.9	0.38		50	250
MSC4W63T15-L6	–	316	102	457	3560	25.4	15.9	0.38		50	250
MSC8W63T15-L6	–	316	203	780	3560	25.4	15.9	0.38		50	250
MSC10W63T15-L6	–	316	254	940	3560	25.4	15.9	0.38		50	250

*Per SAE Standard AS23190/3 (formerly MIL). For additional details, refer to page 94. ** Base material less coating

Custom Length Strapping



- For applications that require various bundle diameters
- Supplied in reels of 30.5m and 25m
- 304 and 316 stainless steel
- Provides job-site versatility with minimum inventory
- Available with Nylon 11 coating or PPA 571 coating for additional edge protection



To determine the proper amount of banding required, use the following formula to determine length of banding needed

Calculate	Diameter (mm) x 3.14 + 76mm
------------------	--------------------------------

Example: 250mm Diameter Bundle
 $250\text{mm} \times 3.14 = 785\text{mm} + 76\text{mm} = 861\text{mm}$
 of banding required

Part Number	Suffix		Min. Loop Tensile Str.**	Width mm	Thickness*** mm	Used with Buckle	Tool	Std. Pkg. Qty.
	-4	-6						
304 Stainless Steel*								
MSW38T15-CR4	304	316	2225	9.5	0.38	MSBW38-C4	BT1HT, BT2MS75	1
MSW50T15-CR4	304	316	2225	12.7	0.38	MSBW50-C4		1
MSW63T15-CR4	304	316	2225	15.9	0.38	MSBW63-C4		1
316 Stainless Steel								
MSW38T15-CR6	—	316	3115	9.5	0.38	MSBW38-C6	BT1HT, BT2MS75	1
MSW50T15-CR6	—	316	3115	12.7	0.38	MSBW50-C6		1
MSW63T15-CR6	—	316	3115	15.9	0.38	MSBW63-C6		1
Nylon Coated Custom Length Strapping								
MSCNW38T15-QR6	—	316	3560	9.5	0.38	MSBW38-C6	BT1HT, BT2MS75	1
MSCNW50T15-QR6	—	316	3560	12.7	0.38	MSBW50-C6		1
MSCNW63T15-QR6	—	316	3560	15.9	0.38	MSBW63-C6		1
PPA Coated Custom Length Strapping								
MSCW38T15-QR6	—	316	3560	9.5	0.38	MSBW38-C6	BT1HT, BT2MS75	1
MSCW50T15-QR6	—	316	3560	12.7	0.38	MSBW50-C6		1
MSCW63T15-QR6	—	316	3560	15.9	0.38	MSBW63-C6		1

*Part number shown = 304 grade. Please add 316 suffix to part number for alternative grade, if available shown e.g. MSW38T15-CR6

Per SAE Standard AS23190/3 (formerly MIL). For additional details, refer to page 26. *Base metal less coating.

Buckles for Custom Length Strapping



- Buckle design provides a low finished profile
- No exposed sharp edge
- After tensioning cut end is locked inside buckle

Part Number*	Suffix		Strapping Width mm	Part Description	Std. Pkg. Qty.	Std. Ctn. Qty.
	4	6				
MSBW38-C4	304	316	9.5	Individual low profile buckles. To use, slip buckle onto strapping; turn back extended back approximately 51 mm to hold in place.	100	1000
MSBW50-C4	304	316	12.7		100	1000
MSBW63-C4	304	316	15.9		100	1000

*Replace suffix '4' with '6' for 316 grade material

BT1HT Installation Tool for Strapping (MS Series)



- Strap side entry
- One or two hand tensioning with multi-position rear handle
- Adjustable tension control
- Lever actuated cut-off
- Easy removal of excess strap
- Installs all sizes: 9.5mm, 12.7mm and 15.9mm



Hand operated tool. Adjustable tension control and lever actuated cut-off.

Part Number	Part Description	Std. Pkg. Qty.
BT1HT	Installation tool. Used for all widths of <i>PANDUIT™ PAN-STEEL™</i> strapping. Tensions, cuts strapping, and secures the buckle tab. Ratchet-type tool provides mechanical advantage for tensioning. Easy to operate.	1

BT2MS75 Installation Tool for Strapping (MS Series)



BT2MS75

- Strap side entry (see photo)
- One or two hand tensioning with multi-position rear handle
- Lever actuated cut-off
- Easy removal of excess strap
- Installs all sizes: 9.5mm, 12.7mm and 15.9mm

Part Number	Part Description	Std. Pkg. Qty.
BT2MS75	Installation tool. Used for all widths of <i>PANDUIT™ PAN-STEEL™</i> strapping. Tensions, cuts strapping, and secures the buckle tab. Allows one hand operation in otherwise difficult areas to install. Pliers-type tool provides mechanical advantage for tensioning. Easy to operate.	1
BT2N75	Replacement nose section for BT2MS75 tool. Provides the economy of repair vs. total tool replacement. Easy to install on tool.	1
KT2MG	Replacement tension gripper for BT2MS75 and ST2MT tool. Easy to install on tool. Can be part of a maintenance program. Extends life of tool.	1

Stainless Steel, Brass and Aluminium Marker Plates and Tags



Most tags are provided with one 6.35mm hole.

- Identify pipes, conduit, valves, cables and equipment in petrochemical plants, pulp and paper mills, refineries, offshore oil rigs and in any other harsh environments
- All marker plates/tags can be custom marked by *PANDUIT™* with one of two computer controlled systems (laser or embosser) to provide permanent identification to resist corrosion, abrasion and radiation
- Use with *PANDUIT* MLT Standard and Heavy width Stainless Steel ties.



Part Number	Used with <i>PAN-STEEL™</i> Ties	Plate/Tag Size		Material	Thickness mm	Std. Pkg. Qty.	Std. Ctn. Qty.
		Width	Length				
		mm	mm				
MMP350-C	MLT-S	19	89	304 Stainless Steel	0.25	100	1000
MMP350-C316	MLT-S	19	89	316 Stainless Steel	0.25	100	1000
MMP350H-C	MLT-S/H	19	89	304 Stainless Steel	0.25	100	1000
MMP350H-C316	MLT-S/H	19	89	316 Stainless Steel	0.25	100	1000
MMP350W38-C	MLT-S	10	89	304 Stainless Steel	0.25	100	1000
MMP350W38-C316	MLT-S	10	89	316 Stainless Steel	0.25	100	1000
MMP172-C	MLT-S	19	44	304 Stainless Steel	0.25	100	1000
MMP172-C316	MLT-S	19	44	316 Stainless Steel	0.25	100	1000
MMP172W38-C	MLT-S	10	44	304 Stainless Steel	0.25	100	1000
MMP172W38-C316	MLT-S	10	44	316 Stainless Steel	0.25	100	1000
MT350-C	MLT-S	19	89	304 Stainless Steel	0.25	100	1000
MT350-C316	MLT-S	19	89	316 Stainless Steel	0.25	100	1000
MT350W38-C316	MLT-S	10	89	316 Stainless Steel	0.25	100	1000
MT172-C	MLT-S	19	44	304 Stainless Steel	0.25	100	1000
MT172-C316	MLT-S	19	44	316 Stainless Steel	0.25	100	1000
MT172W38-C	MLT-S	10	44	304 Stainless Steel	0.25	100	1000
MT338W21-Q	MLT-S	54	86	304 Stainless Steel	0.38	25	250
MTB338W21-Q	MLT-S	54	86	Brass	0.38	25	250
MT350W17-Q	MLT-S	44	89	304 Stainless Steel	0.38	25	250
MTB350W17-Q	MLT-S	44	89	Brass	0.38	25	250
MMP338W21-Q	MLT-S	54	86	304 Stainless Steel	0.38	25	250
MMPB338W21-Q	MLT-S	54	86	Brass	0.38	25	250
MMP350W17-Q	MLT-S	44	89	304 Stainless Steel	0.38	25	250
MT1D-Q	MLT-S	25 Circular	–	304 Stainless Steel	0.89	25	250
MTB1D-Q	MLT-S	25 Circular	–	Brass	1.02	25	250
MT150D-Q	MLT-S	38 Circular	–	304 Stainless Steel	0.89	25	250
MTB150D-Q	MLT-S	38 Circular	–	Brass	1.02	25	250
MT213D-Q	MLT-S	54 Circular	–	304 Stainless Steel	0.38	25	250
MTB213D-Q	MLT-S	54 Circular	–	Brass	0.38	25	250
AP350HW86-C	MLT-S/H*	22	89	Aluminium	.038	100	1000

*Galvanic reaction may occur between stainless steel ties and aluminium marker plates in certain environments causing the aluminium to corrode.


Custom Marking Capabilities

Custom Marking Capabilities on **PANDUIT™ PAN-STEEL™** Stainless Steel Cable Ties, Strapping, Metal Marker Plates/Tags and Anodized Aluminium Locks*



PANDUIT™ stainless steel cable ties, strapping, stainless steel, brass and aluminium marker plates/tags and anodized aluminium locks can be custom marked for identification of equipment, cables, hoses, pipes, conduit, etc. in petrochemical plants, power plants, pulp and paper mills, breweries, and many other applications. *PANDUIT™* in-house computer controlled custom marking systems provide sharp, crisp, high quality legends. Sequential numbering for serialization is available.

* Anodized aluminium locks can only be marked by the laser system.



LASER MARKING SYSTEM

- Used on all stainless steel cable ties, strapping, metal marker plates/tags and anodized aluminium locks
- BOLD block letters
- Upper and lower case character capability
- Alphanumeric and sequential numbering ability

Character Sizes** Available:

3.18mm	6.35mm	4.77mm
7.94mm	12.7mm	

**Contact customer service for other available character sizes.



EMBOSSING SYSTEM

- Used on metal marker plates and tags which are a maximum of 0.5 mm thick
- Excellent for applications that are exposed to occasional painting and excessive dirt
- Upper case "raised" character capability only
- Alphanumeric and sequential numbering ability

Character Sizes** Available:

3.18mm	4.77mm
--------	--------

Metal Marking Devices

Metal Embossing Tape System



Used with PAN-STEEL™ ties and accessories



Used with PAN-STEEL™ ties and accessories



Tool punches a single 5mm diameter hole (For Std. Cross section tie) or a series of holes for wider cross-section sizes.

- Embosses 5mm characters onto rolls of stainless steel or aluminium tape
- Can be used with PAN-STEEL™ Stainless Steel Ties as a flag or a marker
- Excellent for on-site applications requiring quick, easy and permanent identification

Part Number	Part Description	Std. Pkg. Qty.
Tool Kit		
MEHT	Includes tool, carrying case, 1 roll each META aluminium and METS4 (stainless) tape. Characters Include: A B C D E F G H I J K L M N O P Q R S T U V W X Y Z 2 3 4 5 6 7 8 9 . /	1

Tape

META-X	12.7mm X 4.9m aluminium tape*.	10
METS3-X	12.7mm X 6.4m 316 grade stainless steel tape.	10
METS4-X	12.7mm X 6.4m 304 grade stainless steel tape.	10

* Galvanic reaction may occur between stainless steel ties and aluminium tape in certain environments causing the aluminium to corrode.

Indenter Press



Easy-to-operate manual indenter press. Interchangeable indenter wheels in three character sizes are available.

- For identification in various environments
- Provides quick easy and permanent identification of PANDUIT™ PAN-STEEL™ Stainless Steel Cable Ties, Straps, Marker Plates, and Tags
- Interchangeable wheels
- Press includes fixture to hold MMP350 series marker plates, MLT series cable ties, and MS strapping in place to provide high quality marking
- Tool is designed for long life and durability
- Automatic table indexing
- Depth adjustment screw

Part Number	Part Description	Std. Pkg. Qty.
Press		
IMP094	Indenter press with 2.38mm character wheel.	1
IMP125	Indenter press with 3.18mm character wheel.	1
IMP187	Indenter press with 4.77mm character wheel.	1
Interchangeable Wheel Kits		
MWK094	2.38mm character wheel kit (wheel and indexing gear).	1
MWK125	3.18mm character wheel kit (wheel and indexing gear).	1
MWK187	4.77mm character wheel kit (wheel and indexing gear).	1
IMP-FIX	Interchangeable fixture for MMP172, MMP338, MT Series, and the aluminium marker plates.	1