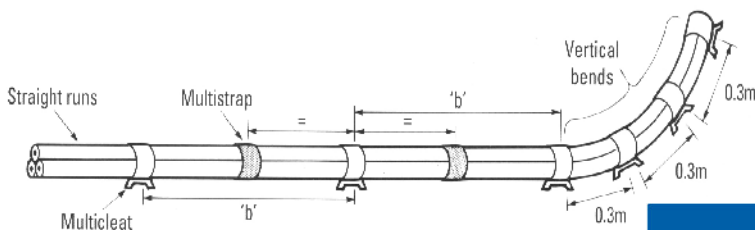
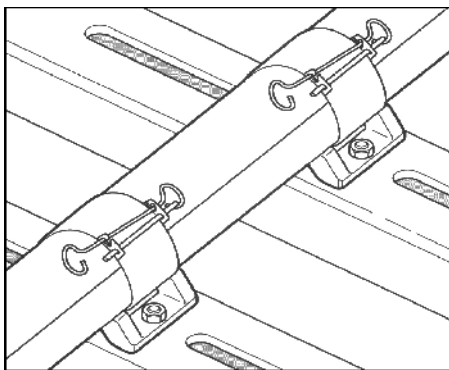
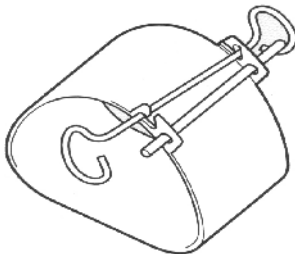
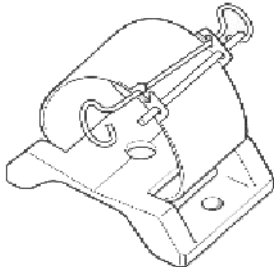


MULTICLEAT/MULTISTRAP SYSTEM

DESCRIPTION



MULTICLEAT/MULTISTRAP SYSTEM

Patent No 2082242

Multicleat and Multistrap are registered Trade Marks

- 24 to 110 mm diameter cables in trefoil groups in 10 sizes
- Exceptional overlapping ranges
- Can be used for all types of cables routes

Non-magnetic materials used throughout, except for cast iron bases

- Multicleat bases available as either single or two fixing designs
- Multicleat bases available in a variety of materials and finishes
- Operating temperature -60°C to +100°C. See also Fire resistance

MULTISTRAP

A multistrap is a strap complete with a tensioning clip, securing pin and winding key all made from highly corrosion resistant non-magnetic stainless steel.

They are used as an intermediate restraint between Multicleats.

They may be used to bind cables together.

Multistraps are supplied in two strengths:-

Standard duty, designed to have 2 loops of 0.38 mm thick strap around the cables.

Heavy duty, designed to have 3 loops of 0.38 mm thick strap around the cables.

MULTICLEAT

A Multicleat is a Multistrap with a base.

The bases can be:

- Aluminium alloy, plain or epoxy coated, two fixings design.
- Cast iron, hot dip galvanised or epoxy coated, two fixings design.
- Stainless steel, single or two fixings design

Multicleats may be used to anchor three cables in trefoil formation, single cables or bundles of cables to supports.

LSF LINERS

LSF Liners can be supplied upon request for use with Multistraps and conform to BS6853.

- 377LSF01 for styles 01 to 04 inc. & 51 to 54 inc.
- 377LSF02 for styles 05 to 09 inc. 29,39 & 55 to 59 inc.

FIRE RESISTANCE

Multistraps with either cast iron or stainless steel bases will survive an excursion to +1000°C for up to 2 hours. However, any protective coating of the cast iron base could be adversely affected.

CABLE JOINTS, CABLE TERMINATIONS, CABLE GLANDS, CABLE CLEATS
FEEDER PILLARS, FUSE LINKS, ARC FLASH, CABLE ROLLERS, CUT-OUTS

11KV 33KV CABLE JOINTS & CABLE TERMINATIONS

FURSE EARTHING

www.cablejoints.co.uk

Thorne and Derrick UK

Tel 0044 191 490 1547 Fax 0044 191 477 5371

Tel 0044 117 977 4647 Fax 0044 117 9775582

MULTICLEAT/MULTISTRAP SYSTEM



MULTICLEAT SELECTION FOR CABLE SIZE

Design No for aluminium alloy plain bases		Trefoil Cable Diameter (mm)		Single Cable Diameter (mm)	
Standard	Heavy	MIN	MAX	MIN	MAX
378AB**	378AB**				
01	51	24	34	36	65
02	52	30	41	60	85
03	53	37	47	80	90
04	54	43	54	85	110
05	55	50	60	-	-
06	56	56	67	-	-
07	57	63	73	-	-
08	58	69	80	-	-
09	59	-	-	105	120
-	29	-	-	85	110
-	39	80	110	-	-

Note:

Multicleats style 29 and 39 are only available with aluminium alloy bases type AB or AD.
For style 09 and 59 Multicleat use style 05 and 55 Multistrap respectively.

FOR MULTICLEATS WITH OTHER BASES REPLACE "AB"
IN DESIGN No WITH LETTERS FROM THE LIST BELOW.

SINGLE BOLT FIXING DESIGN	TWO BOLT FIXING DESIGN	REF	LETTERS
-	Aluminium alloy - epoxy coated.	378	AD**
-	Cast Iron - hot dip galvanised.	378	CB**
-	Cast Iron - epoxy coated.	378	CD**
-	Stainless Steel - plain.	378	JB**
-	Aluminium alloy - kelvar coated.	378	AK**
Stainless steel - plain	-	378	PF**



CABLE JOINTS, CABLE TERMINATIONS, CABLE GLANDS, CABLE CLEATS
FEEDER PILLARS, FUSE LINKS, ARC FLASH, CABLE ROLLERS, CUT-OUTS

11KV 33KV CABLE JOINTS & CABLE TERMINATIONS
FURSE EARTHING
www.cablejoints.co.uk
Thorne and Derrick UK

Tel 0044 191 490 1547 Fax 0044 191 477 5371
Tel 0044 117 977 4647 Fax 0044 117 9775582



MULTICLEAT/MULTISTRAP SYSTEM



MULTISTRAP SELECTION FOR CABLE SIZE

Design No. for Multistrap		Trefoil Cable Diameter	
Standard 377AB	Heavy 377AB	min	max
01	51	24	34
02	52	30	41
03	53	37	47
04	54	43	54
05	55	50	60
06	56	56	67
07	57	63	73
08	58	69	80
-	39	85	110

SELECTION AND SPACING FOR FAULT CURRENT RATING

MULTICLEAT/ MULTISTRAP DUTY	SPACING 'b' m MAX	SHORT CIRCUIT CURRENT kA		CLEAT SPACING AT VERTICAL CHANGE OF DIRECTION (mm)
		RMS	PEAK	
STANDARD	1.8	43	114	300
HEAVY	1.5	50	130	300
HEAVY	1.2	71	184	300

Important Note:

To ensure adequate restraint, Multistraps must be used at the mid-point between cleats on all horizontal and vertical straight runs.



CABLE JOINTS, CABLE TERMINATIONS, CABLE GLANDS, CABLE CLEATS
FEEDER PILLARS, FUSE LINKS, ARC FLASH, CABLE ROLLERS, CUT-OUTS

11KV 33KV CABLE JOINTS & CABLE TERMINATIONS
FURSE EARTHING
www.cablejoints.co.uk
Thorne and Derrick UK

Tel 0044 191 490 1547 Fax 0044 191 477 5371
Tel 0044 117 977 4647 Fax 0044 117 9775582