

158LR INTERFACE A ELBOW CONNECTOR

Up to 24 kV - 250 A

Application

Separable elbow connector designed to connect polymeric insulated cable to equipment (transformers, switch gear, motors...).

Also connects cable to cable, using the appropriate mating part.

Technical characteristics

- The thick conductive EPDM jacket provides a total safe to touch screen which ensures safety for personnel.
- Each separable connector is tested for AC withstand and partial discharge prior to leaving the factory.

6/10 (12) kV
6.35/11 (12) kV
8.7/15 (17.5) kV
12/20 (24) kV
12.7/22 (24) kV

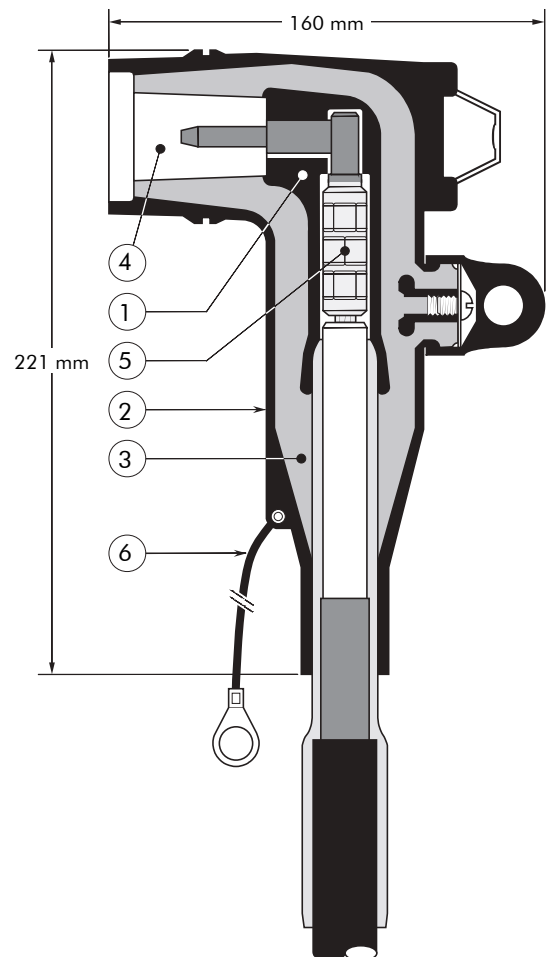
Design

Separable connector comprising:

1. Conductive EPDM insert.
2. Conductive EPDM jacket.
3. Insulating EPDM layer moulded between the insert and the jacket.
4. Type A - 250 A interface as described by CENELEC EN 50180 and 50181.
5. Conductor connector.
6. Earthing lead (-/G version only).

Specifications and standards

The separable connector 158LR meets the requirements of CENELEC HD 629.1.

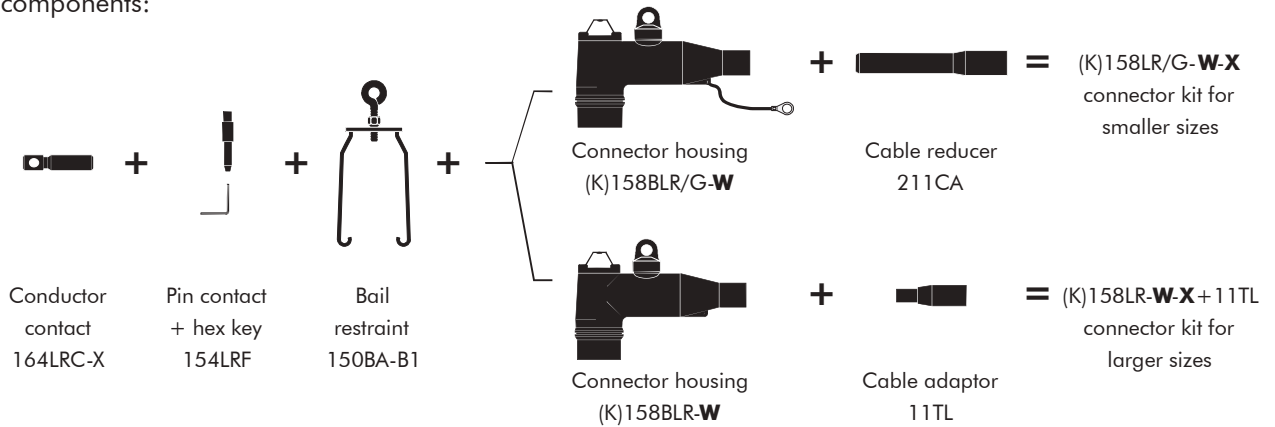


Separable connector type	Voltage Um (kV)	Current Ir (A)	Conductor sizes (mm ²) (for information only)	
			min.	max.
158LR/G	12	250	16	70
158LR	12	250	70	95
K158LR/G	24	250	16	25
K158LR	24	250	25	95

Kit contents

The complete (K)158LR or (K)158LR/G elbow connector kit comprises the following components:

The kit also comprises lubricant, wipers, installation instructions and crimp chart.



Ordering instructions

Select the part number which gives the best centring to the cable core insulation diameter and substitute **X** using table X, according to the conductor size and type. Add a 'K' for use up to 24 kV.

Table W

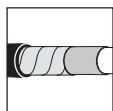
Ordering part number	Dia. over core insulation (mm)	
	min.	max.
158LR/G-11-X	12.6	16.1
158LR/G-13-X	14.6	18.7
158LR-FG-X+11TL	18.4	21.2
158LR-GA-X+11TL	19.7	22.5
158LR-GAB-X+11TL	21.0	23.8
158LR-GH-X+11TL	23.2	26.4

Table X

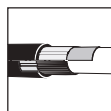
Conductor sizes (mm ²)	Aluminium		Copper
	DIN hexagonal	Deep indent	DIN hexagonal
16	-	-	16(K)M-11-2
25	25(K)M-12-2	25KM-12-1	25(K)M-11-2
35	35(K)M-12-2	35KM-12-1	35(K)M-11-2
50	50(K)M-12-2	50(K)M-12-1	50(K)M-11-2
70	70(K)M-12-2	70(K)M-12-1	70(K)M-11-2
95	95(K)M-12-2	95(K)M-12-1	95(K)M-11-2

Example:

The copper wire screened cable is 24 kV, 50 mm² stranded aluminium with a diameter over core insulation of 20.4 mm. Order a K158LR-FG-50(K)M-12-2+11TL elbow connector kit.



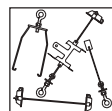
For use with copper tape screened cables. Order: Kit MT.



For use with Alupe or C 33-226 cables. Please contact our representative.



For use with other cable types. Please contact our representative.



For adapted bail restraints: see 'Bail restraints and typical applications'.



For outdoor applications. Order: +MWS.



Components can be ordered individually.