

The RISE Multi-cable and Pipe Transit Sealing System provides an effective and simple solution to all fire, gas and watertight duct sealing requirements. It consists of only 2 components: Rubber insert sleeves and FIWA; a silicone based, fire resistant, water repellent sealant. Thus, making the system quick and easy to install.

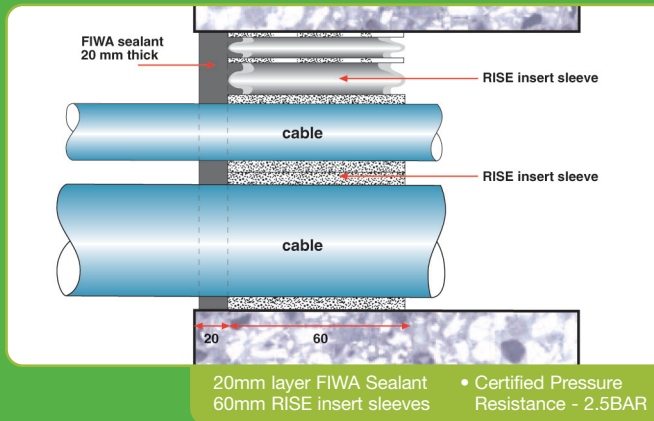
BENEFITS

- Cost effective
- Up to 4 hours fire protection
- High Levels of Gas and Water-tightness
- Ensures DSEAR Compliance
- WIMES Compliant
- Ease of re-entry for adding cables
- Few components
- No Frame Required
- Suitable for Trefoil cables
- Quick and Easy to Install
- Resistant to Methane, Hydrogen Sulphide and Chlorine
- Complies with ATEX Regulations
- Age Tested to 50 years

TECHNICAL DATA

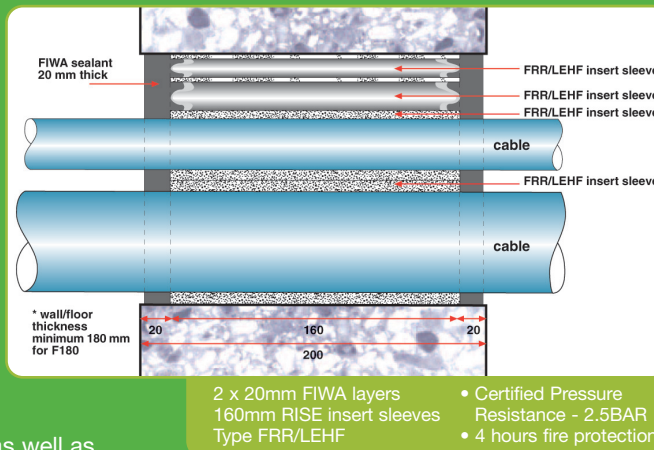
Water and Gas Tight

The elasticity and high bonding strength of the FIWA sealant offers a flexible seal, which resists movement, shock and vibration, as well as high pressure. The RISE rubber insert sleeves are applied to ensure long term cable separation and a backing for the application of the FIWA sealant. For Water and Gas-Tight applications our standard 60mm RISE sleeve is sufficient.



Fire, Water and Gas Tight

Using the type FRR/LEHF RISE insert sleeves at a length of 160mm and applying FIWA Sealant to both faces of the opening provides a fire tight seal. When exposed to heat or flame, the system expands around 10 times its original volume, creating a rubber mass surrounding the cables within the penetration. Assuring total conduit sealing protection against fire, heat, toxic and corrosive gases.



Flexible and Versatile

The RISE System can be used in Vertical as well as horizontal ducts. The insert sleeves cling to the cables without sliding down and falling out of the penetration. The high adhesion and viscosity of the FIWA Sealant means it will not run or drip when applied overhead.

Adding/Removing cables

Installing additional cables is very straightforward. It is a simple matter of coring into the soft rubber layer of the FIWA to a depth of 20mm and passing the additional cables through the opening created. The FIWA is then applied around the new cable to re-seal. No need to disassemble the whole transit.




STANDARD RISE KIT - ORDER TABLE

(Kits include one pair of Nitrile gloves, one cloth, RISE filler sleeves and FIWA Sealing Putty)


REQUIREMENT	SIZE	ORDER CODE
WATER/GAS TIGHT	100MM DUCT	RISEDUCT100WG
WATER/GAS TIGHT	150MM DUCT	RISEDUCT150WG
FIRE, WATER AND GAS TIGHT	100MM DUCT	RISEDUCT100F
FIRE, WATER AND GAS TIGHT	150MM DUCT	RISEDUCT150F

NOTE: RISE can be used to suit ANY size opening. If the above standard selection does not suit your requirements please contact us.

INSTALLATION INSTRUCTIONS



1. Clean the inside of the duct and cables, use an appropriate degreaser to remove any dirt, dust or oil to allow the FIWA sealant to bond. Apply a RISE insert sleeve of the relevant diameter around each cable.



2. The remaining free space should be filled with spare RISE insert sleeves, usually of sizes 27/19 and 18/12. These sleeves are packed tightly. The sleeves are then adjusted to allow a 20mm gap from the front of the transit.



3. Apply a 20mm layer of FIWA sealant to the face of the transit. Begin in the most difficult area and work outwards. A slight overfill is recommended.



4. Using a damp cloth press the FIWA down and between the cables. Ensure sufficient is applied between the cables and makes good contact with all surfaces.



5. Using your hand make sure enough sealant is between the cables, has been applied to the required depth and then smooth to finish. Wet the hands to prevent the FIWA sticking. (We recommend gloves are worn – see COSHH data sheets)



6. Take a final check with a torch to ensure sufficient FIWA is applied between the cables. (FIWA Sealant layer cures on average at a rate of 2mm per day)

TOOLS REQUIRED:

- High ratio sealant gun
- Tape measure
- Disposable nitrile gloves
- Cloths
- Long nose pliers
- Water spray
- Wooden depth gauge
- Liquid soap
- Wire brush
- Degreasing agent

Installation kits are available. Please ask for details.

**SAFETY.
RELIABILITY.
INGENUITY.**



CABLE JOINTS, CABLE TERMINATIONS, CABLE GLANDS, CABLE CLEATS
FEEDER PILLARS, FUSE LINKS, ARC FLASH, CABLE ROLLERS, CUT-OUTS

11KV 33KV CABLE JOINTS & CABLE TERMINATIONS
FURSE EARTHING
www.cablejoints.co.uk

Thorne and Derrick UK
Tel 0044 191 490 1547 Fax 0044 191 477 5371
Tel 0044 117 977 4647 Fax 0044 117 9775582