

Triple Disc Polymeric Insulator



This vandal resistant insulator is designed specifically to directly replace three ceramic cap and pin insulators to drawing 121/003/002 and 121/833/001 for use only in horizontal, in-line configurations. With the same 70kN minimum electro-mechanical failing load, the primary railway application for this insulator is for dead-end mast applications for use with counterweights. Other applications are for mid-point anchors and wire overlaps.

It has a very low profile and this feature is important when ensuring signals are kept free from sight encumbrance.

Moulded onto high strength GRP rods, these insulators utilise Henley's unique EPDM dielectric cladding. This highly successful cladding has been proven around the world from deserts to arctic

environments for more than 30 years. The material has outstanding pollution and weathering performance which, coupled with its non-flammability, also makes it ideal for tunnels and stations where natural rain-washing is not possible.

These insulators have 16mm spun galvanised (to BS EN ISO 1461), cast SG iron ball and socket end-fittings (to BS 3288 and IEC publication 120). They are supplied with phosphor bronze security clips to IEC publication 372.

This insulator is also available with tongue and clevis end fittings to IEC 471.

The weight of this unit, which is approx. 1.8 kgs contrasts with the porcelain equivalent at 13.5kgs, which, makes handling and installation much easier.

- **Network Rail Approval Number: PA05/656T**
- **Network Rail Standard RT/E/S/21082**
- **Direct replacement for 3 off cap and pin insulators.**
- **Unique Henley EPDM Cladding material.**
- **Vandal resistant and low profile.**
- **Very light weight (1.8kgs)**
- **Can be supplied with ball and socket or tongue and clevis end fittings.**



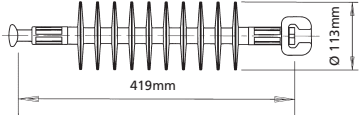
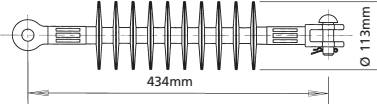
CABLE JOINTS, CABLE TERMINATIONS, CABLE GLANDS, CABLE CLEATS, FEEDER PILLARS, FUSE LINKS, ARC FLASH, CABLE ROLLERS, CUT-OUTS

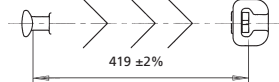
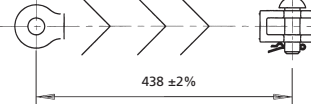
11KV 33KV CABLE JOINTS & CABLE TERMINATIONS
FURSE EARTHING
www.cablejoints.co.uk
Thorne and Derrick UK

Tel 0044 191 490 1547 Fax 0044 191 477 5371
Tel 0044 117 977 4647 Fax 0044 117 9775582



25kV AC Railway Insulators

Product Code	Type Of Insulator
56145-56	
56145-57	

Network Rail Ref No.	Type of Insulator
121/003/002 121/833/001 3 x Ø245mm CAP & PIN Insulators	
121/003/002 121/833/001 3 x Ø245mm Tongue / Clevis Insulators	

36kV Triple Disc Polymeric Insulator

Network Rail product approval: PA05/656T
With Ball and Socket or Tongue and Clevis end fittings
3 x 140mm Disc Centers equivalent
Weight: approx. 1.8kg

Insulator Marking:

1. Product Code
2. Manufacture's identity
3. Year/Week number batch identity
4. Fitting designation
5. SML value

Electrical Data

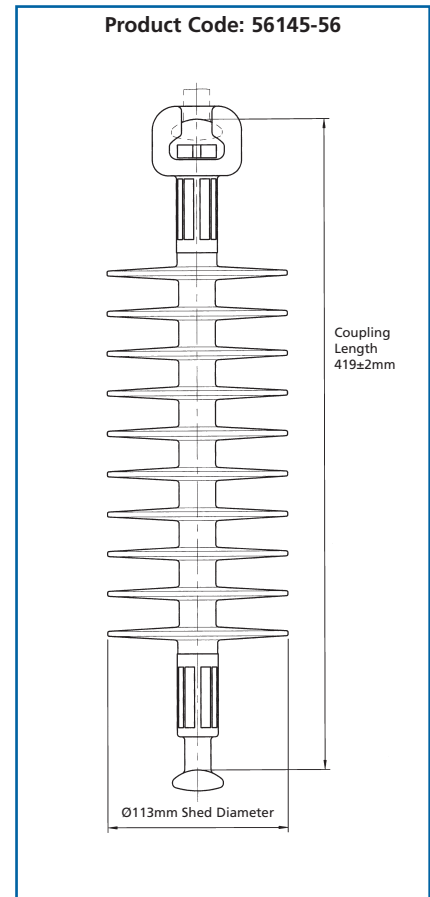
Test	Value	Specification
Creepage (mm)	1079	IEC 815
Taut String (mm)	323	
Impulse Flashover (DRY)(kVp)	211	IEC 383:1983 BS137: 1982
Impulse Withstand (DRY)(kVp)	200	
AC 1 min. Flashover (DRY)(kV)	140	
AC 1 min. Withstand (DRY)(kV)	132	
AC 1 min. Flashover (WET)(kV)	115	
AC 1 min. Withstand (WET)(kV)	104	

Mechanical Data

Test	Value	Specification
Spec. Mech. Load (SML)(kN)	70	IEC 1109
Routine Test Load (RTL)(kN)	35	
Min. Failing Torque (NM)	40	WT Henley

Routine Production Tests

Component	Test	Freq.	Specification
Moulded Substrate	Water Immersion/ Electrical	1%	BB.QA/P.1-A: 1988
Final Assembly	Mechanical	100%	50% SML for 1 min.
Final Assembly	Mechanical	1%	50% SML for 1 min. 120% SML for 1 min. Pull to Fail



CABLE JOINTS, CABLE TERMINATIONS, CABLE GLANDS, CABLE CLEATS
FEEDER PILLARS, FUSE LINKS, ARC FLASH, CABLE ROLLERS, CUT-OUTS

11KV 33KV CABLE JOINTS & CABLE TERMINATIONS
FURSE EARTHING
www.cablejoints.co.uk
Thorne and Derrick UK

Tel 0044 191 490 1547 Fax 0044 191 477 5371
Tel 0044 117 977 4647 Fax 0044 117 9775582



General Note The equipment detailed in this publication should be installed by a suitably qualified person. WT Henley Limited reserves the right to make changes in product specification without notice or liability. All information is subject to WT Henley's own data and is considered accurate at time of going to print.

© 2002 WT Henley Limited. All rights reserved. No part of this document may be copied or reproduced in whole or in part without prior written approval of WT Henley Limited.